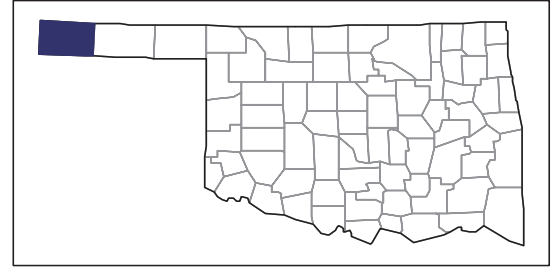


2007 CENSUS OF AGRICULTURE



Cimarron County – Oklahoma

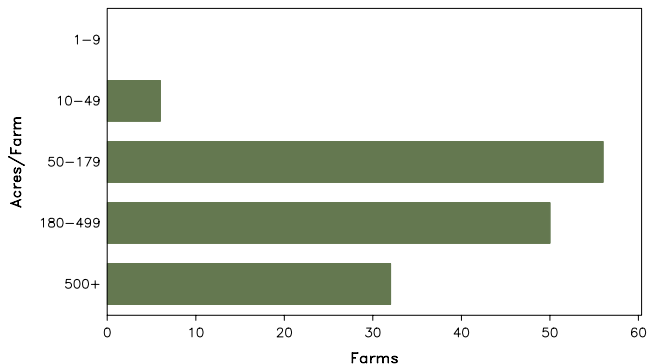
Farms with Women Principal Operators Compared with All Farms

	Women Principal Operators	All Farms
Number of Farms	144	557
Land in Farms	93,923 acres	1,044,528 acres
Average Size of Farm	652 acres	1,875 acres
Market Value of Products Sold	\$5,679,000	\$261,870,000
Crop Sales	\$4,314,000	\$46,957,000
Livestock Sales	\$1,364,000	\$214,913,000
Average Per Farm	\$39,434	\$470,144
Government Payments	\$1,242,000	\$7,176,000
Average Per Farm Receiving Payments	\$9,704	\$15,432

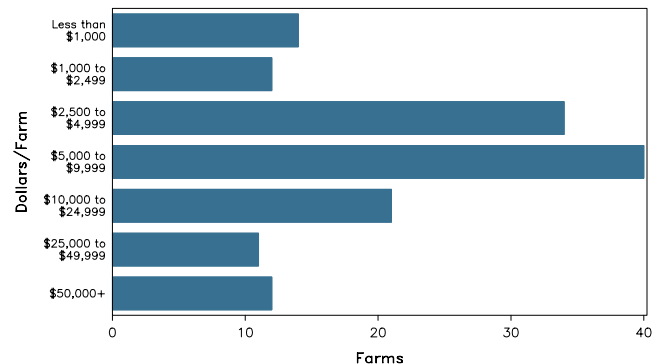
See footnotes on reverse page.

Farms with Women Principal Operators

Farms by Size



Farms by Economic Size



2007 CENSUS OF AGRICULTURE

Cimarron County – Oklahoma Farms with Women Principal Operators

Selected Highlights

Item	Farms	Quantity
MARKET VALUE OF AGRICULTURAL PRODUCTS SOLD (\$1,000)		
Total value of agricultural products sold	144	5,679
Value of crops including nursery and greenhouse	13	4,314
Value of livestock, poultry, and their products	19	1,364
VALUE OF SALES BY COMMODITY GROUP (\$1,000)		
Grains, oilseeds, dry beans, and dry peas	11	(D)
Tobacco	-	-
Cotton and cottonseed	-	-
Vegetables, melons, potatoes and sweet potatoes	-	-
Fruits, tree nuts, and berries	-	-
Nursery, greenhouse, floriculture, and sod	-	-
Cut Christmas trees and short rotation woody crops	-	-
Other crops and hay	2	(D)
Poultry and eggs	3	2
Cattle and calves	17	1,360
Milk and other dairy products from cows	-	-
Hogs and pigs	-	-
Sheep, goats, and their products	2	(D)
Horses, ponies, mules, burros, and donkeys	1	(D)
Aquaculture	-	-
Other animals and other animal products	-	-
TOP CROP ITEMS (acres)		
Wheat for grain, all	8	12,539
Sorghum for grain	3	1,481
Forage - land used for all hay and haylage, grass silage, and greenchop	6	1,002
Corn for grain	4	863
Corn for silage or greenchop	1	(D)
TOP LIVESTOCK INVENTORY ITEMS (number)		
Cattle and calves	16	4,042
Broilers and other meat-type chickens	2	(D)
Goats, all	3	146
Layers	3	66
Horses and ponies	11	46

Operator Characteristics

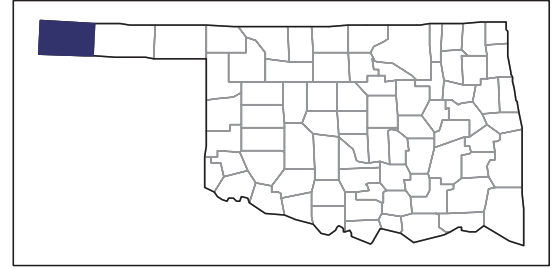
Item	Quantity
Primary occupation:	
Farming	24
Other	120
Days worked off farm:	
None	84
Any	60
Years on present farm:	
2 years or less	4
3 to 4 years	6
5 to 9 years	23
10 years or more	111
Age group:	
Under 45 years	11
45 to 64 years	48
65 years and over	85
Average age of principal operator (years)	68.5

Economic Characteristics

Item	Quantity
Farms by value of sales:	
Less than \$1,000	121
\$1,000 to \$2,499	-
\$2,500 to \$4,999	4
\$5,000 to \$9,999	2
\$10,000 to \$49,999	5
\$50,000 to \$99,999	5
\$100,000 to \$249,999	3
\$250,000 to \$499,999	1
\$500,000 or more	3
Total farm production expenses (\$1,000)	2,516
Average per farm (\$)	17,472
Net cash farm income of operation (\$1,000)	4,710
Average per farm (\$)	32,710
Value of agricultural products sold directly to individuals for human consumption (\$1,000)	(D)
Total organic product sales (\$1,000)	-
Total income from farm-related sources, gross before taxes and expenses (\$1,000)	306

See "Census of Agriculture, Volume 1, Geographic Area Series" for complete footnotes, explanations, definitions, and methodology.
(D) Cannot be disclosed. (Z) Less than half of the unit shown.

2007 CENSUS OF AGRICULTURE



Cimarron County – Oklahoma

Farms with Spanish, Hispanic, or Latino Operators Compared with All Farms

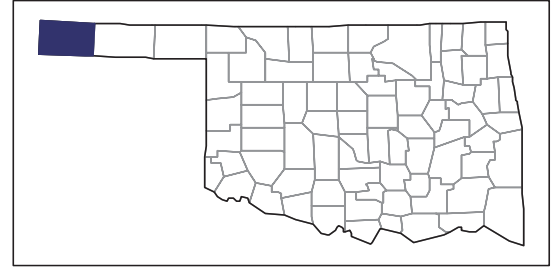
Data are not available at this geographic level for farms with Spanish, Hispanic, or Latino operators.



United States Department of Agriculture
National Agricultural Statistics Service

www.agcensus.usda.gov

2007 CENSUS OF AGRICULTURE



Cimarron County – Oklahoma

Farms with American Indian or Alaska Native Operators Compared with All Farms

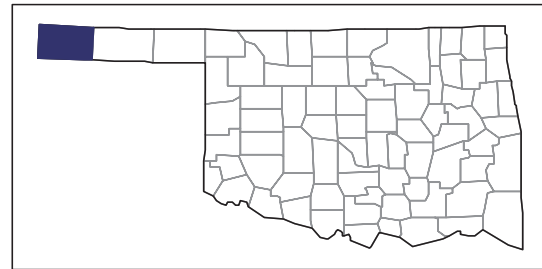
Data are not available at this geographic level for farms with American Indian or Alaska Native operators.



United States Department of Agriculture
National Agricultural Statistics Service

www.agcensus.usda.gov

2007 CENSUS OF AGRICULTURE



Cimarron County – Oklahoma

Farms with Asian Operators Compared with All Farms

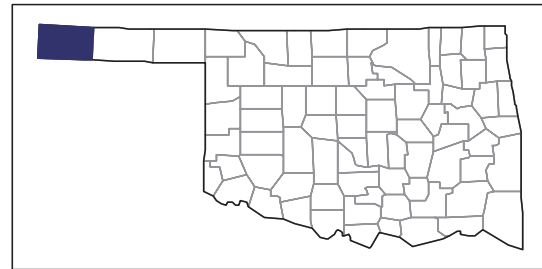
Data are not available at this geographic level for farms with Asian operators.



United States Department of Agriculture
National Agricultural Statistics Service

www.agcensus.usda.gov

2007 CENSUS OF AGRICULTURE



Cimarron County – Oklahoma

Farms with Black or African American Operators Compared with All Farms

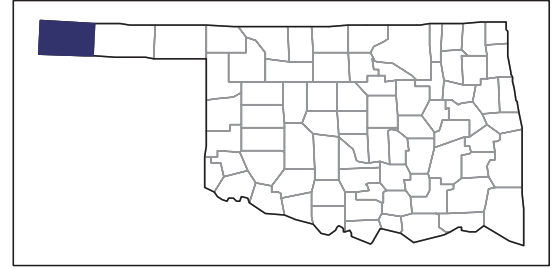
Data are not available at this geographic level for farms with Black or African American operators.



United States Department of Agriculture
National Agricultural Statistics Service

www.agcensus.usda.gov

2007 CENSUS OF AGRICULTURE



Cimarron County – Oklahoma

Farms with Native Hawaiian or Other Pacific Islander Operators Compared with All Farms

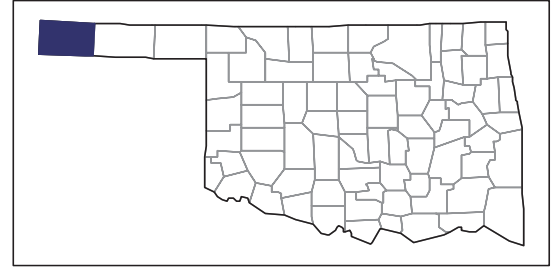
Data are not available at this geographic level for farms with Native Hawaiian or Other Pacific Islander operators.



United States Department of Agriculture
National Agricultural Statistics Service

www.agcensus.usda.gov

2007 CENSUS OF AGRICULTURE



Cimarron County – Oklahoma

Farms with White Operators Compared with All Farms

Data are not available at this geographic level for farms with White operators.



United States Department of Agriculture
National Agricultural Statistics Service

www.agcensus.usda.gov

