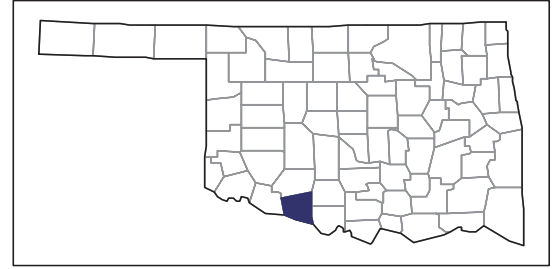


2007 CENSUS OF AGRICULTURE



Cotton County – Oklahoma

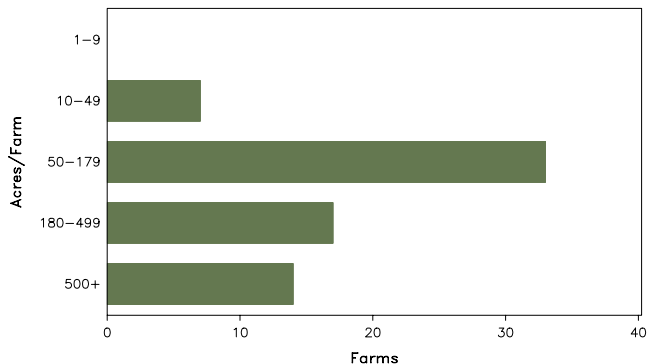
Farms with Women Principal Operators Compared with All Farms

	Women Principal Operators	All Farms
Number of Farms	71	517
Land in Farms	23,186 acres	366,651 acres
Average Size of Farm	327 acres	709 acres
Market Value of Products Sold	\$865,000	\$59,528,000
Crop Sales	\$178,000	\$12,779,000
Livestock Sales	\$687,000	\$46,749,000
Average Per Farm	\$12,178	\$115,141
Government Payments	\$253,000	\$3,928,000
Average Per Farm Receiving Payments	\$4,434	\$10,175

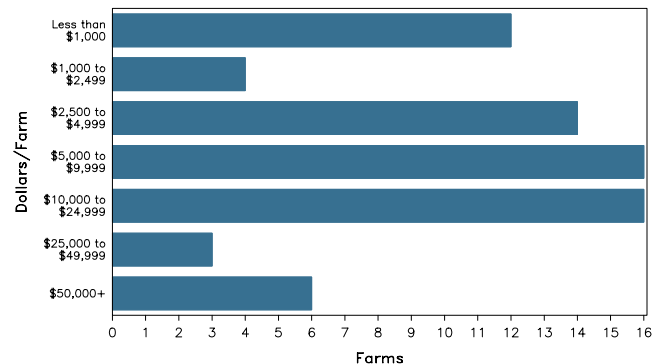
See footnotes on reverse page.

Farms with Women Principal Operators

Farms by Size



Farms by Economic Size



2007 CENSUS OF AGRICULTURE

Cotton County – Oklahoma Farms with Women Principal Operators

Selected Highlights

Item	Farms	Quantity
MARKET VALUE OF AGRICULTURAL PRODUCTS SOLD (\$1,000)		
Total value of agricultural products sold	71	865
Value of crops including nursery and greenhouse	15	178
Value of livestock, poultry, and their products	34	687
VALUE OF SALES BY COMMODITY GROUP (\$1,000)		
Grains, oilseeds, dry beans, and dry peas	7	(D)
Tobacco	-	-
Cotton and cottonseed	-	-
Vegetables, melons, potatoes and sweet potatoes	4	103
Fruits, tree nuts, and berries	-	-
Nursery, greenhouse, floriculture, and sod	-	-
Cut Christmas trees and short rotation woody crops	-	-
Other crops and hay	4	(D)
Poultry and eggs	4	(D)
Cattle and calves	34	(D)
Milk and other dairy products from cows	-	-
Hogs and pigs	-	-
Sheep, goats, and their products	-	-
Horses, ponies, mules, burros, and donkeys	1	(D)
Aquaculture	-	-
Other animals and other animal products	-	-
TOP CROP ITEMS (acres)		
Forage - land used for all hay and haylage, grass silage, and greenchop	15	1,446
Wheat for grain, all	7	982
Pecans, all	1	(D)
Vegetables harvested for sale	4	38
Turnip greens	3	(D)
TOP LIVESTOCK INVENTORY ITEMS (number)		
Cattle and calves	36	2,231
Layers	4	84
Horses and ponies	18	76
Mules, burros, and donkeys	5	17
Goats, all	5	11

Operator Characteristics

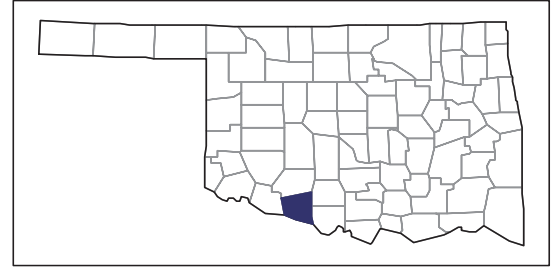
Item	Quantity
Primary occupation:	
Farming	29
Other	42
Days worked off farm:	
None	36
Any	35
Years on present farm:	
2 years or less	4
3 to 4 years	9
5 to 9 years	11
10 years or more	47
Age group:	
Under 45 years	4
45 to 64 years	35
65 years and over	32
Average age of principal operator (years)	63.5

Economic Characteristics

Item	Quantity
Farms by value of sales:	
Less than \$1,000	37
\$1,000 to \$2,499	1
\$2,500 to \$4,999	8
\$5,000 to \$9,999	4
\$10,000 to \$49,999	15
\$50,000 to \$99,999	5
\$100,000 to \$249,999	1
\$250,000 to \$499,999	-
\$500,000 or more	-
Total farm production expenses (\$1,000)	890
Average per farm (\$)	12,540
Net cash farm income of operation (\$1,000)	304
Average per farm (\$)	4,284
Value of agricultural products sold directly to individuals for human consumption (\$1,000)	(D)
Total organic product sales (\$1,000)	-
Total income from farm-related sources, gross before taxes and expenses (\$1,000)	77

See "Census of Agriculture, Volume 1, Geographic Area Series" for complete footnotes, explanations, definitions, and methodology.
(D) Cannot be disclosed. (Z) Less than half of the unit shown.

2007 CENSUS OF AGRICULTURE



Cotton County – Oklahoma

Farms with Spanish, Hispanic, or Latino Operators Compared with All Farms

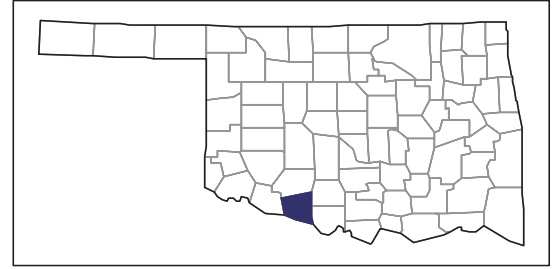
Data are not available at this geographic level for farms with Spanish, Hispanic, or Latino operators.



United States Department of Agriculture
National Agricultural Statistics Service

www.agcensus.usda.gov

2007 CENSUS OF AGRICULTURE



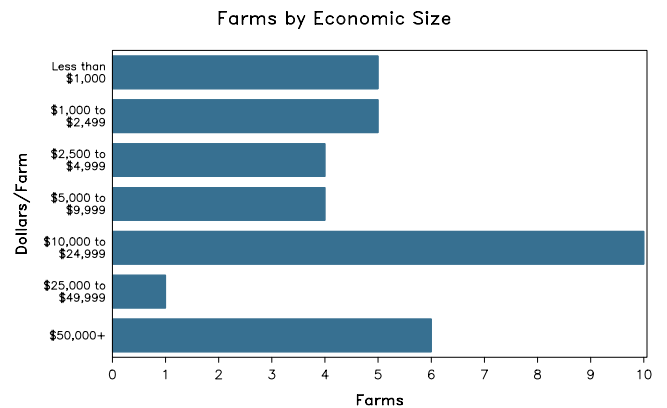
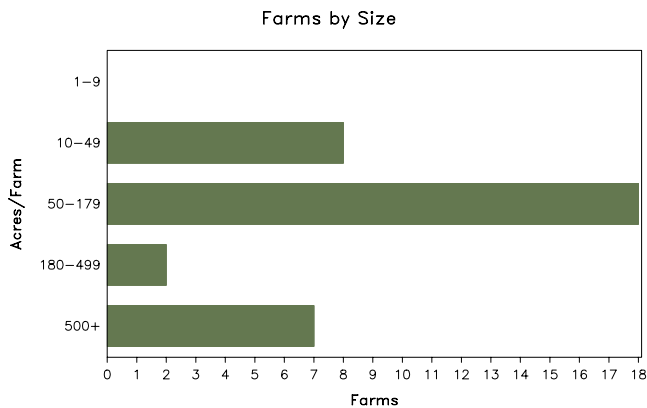
Cotton County – Oklahoma

Farms with American Indian or Alaska Native Operators Compared with All Farms

	American Indian or Alaska Native Operators ²	All Farms
Number of Farm Operators ¹	42	720
Number of Farms	35	517
Land in Farms	18,423 acres	366,651 acres
Average Size of Farm	526 acres	709 acres
Market Value of Products Sold	\$955,000	\$59,528,000
Crop Sales	\$440,000	\$12,779,000
Livestock Sales	\$515,000	\$46,749,000
Average Per Farm	\$27,278	\$115,141
Government Payments	\$127,000	\$3,928,000
Average Per Farm Receiving Payments	\$5,299	\$10,175

See footnotes on reverse page.

Farms with American Indian or Alaska Native Operators



2007 CENSUS OF AGRICULTURE

Cotton County – Oklahoma Farms with American Indian or Alaska Native Operators

Selected Highlights

Item	Farms	Quantity
MARKET VALUE OF AGRICULTURAL PRODUCTS SOLD (\$1,000)		
Total value of agricultural products sold	35	955
Value of crops including nursery and greenhouse	16	440
Value of livestock, poultry, and their products	19	515
VALUE OF SALES BY COMMODITY GROUP (\$1,000)		
Grains, oilseeds, dry beans, and dry peas	5	313
Tobacco	-	-
Cotton and cottonseed	-	-
Vegetables, melons, potatoes and sweet potatoes	3	35
Fruits, tree nuts, and berries	-	-
Nursery, greenhouse, floriculture, and sod	-	-
Cut Christmas trees and short rotation woody crops	-	-
Other crops and hay	9	91
Poultry and eggs	2	(D)
Cattle and calves	19	514
Milk and other dairy products from cows	-	-
Hogs and pigs	1	(D)
Sheep, goats, and their products	-	-
Horses, ponies, mules, burros, and donkeys	-	-
Aquaculture	-	-
Other animals and other animal products	-	-
TOP CROP ITEMS (acres)		
Wheat for grain, all	7	2,108
Forage - land used for all hay and haylage, grass silage, and greenchop	13	1,480
Sorghum for silage or greenchop	3	(D)
Vegetables harvested for sale	3	18
Turnip greens	3	(D)
TOP LIVESTOCK INVENTORY ITEMS (number)		
Cattle and calves	23	1,710
Horses and ponies	10	40
Layers	2	(D)
Llamas	2	(D)
Goats, all	5	7

Operator Characteristics

Item	Quantity
Primary occupation:	
Farming	11
Other	31
Days worked off farm:	
None	11
Any	31
Years on present farm:	
2 years or less	1
3 to 4 years	18
5 to 9 years	8
10 years or more	15
Age group:	
Under 45 years	15
45 to 64 years	15
65 years and over	12
Average age (years)	51.4

Economic Characteristics

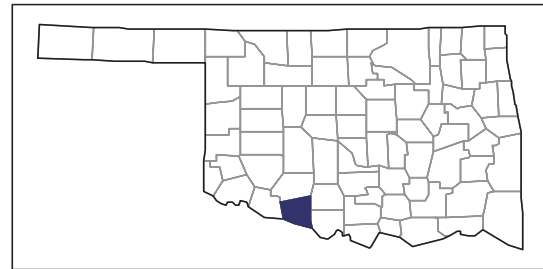
Item	Quantity
Farms by value of sales:	
Less than \$1,000	7
\$1,000 to \$2,499	3
\$2,500 to \$4,999	10
\$5,000 to \$9,999	1
\$10,000 to \$49,999	8
\$50,000 to \$99,999	2
\$100,000 to \$249,999	4
\$250,000 to \$499,999	-
\$500,000 or more	-
Total farm production expenses (\$1,000)	1,069
Average per farm (\$)	30,531
Net cash farm income of operation (\$1,000)	42
Average per farm (\$)	1,213
Value of agricultural products sold directly to individuals for human consumption (\$1,000)	-
Total organic product sales (\$1,000)	-
Total income from farm-related sources, gross before taxes and expenses (\$1,000)	29

See "Census of Agriculture, Volume 1, Geographic Area Series" for complete footnotes, explanations, definitions, and methodology.

(D) Cannot be disclosed. (Z) Less than half of the unit shown.

¹ Data were collected for a maximum of three operators per farm. ² Operators reporting selected race alone or in combination with other races.

2007 CENSUS OF AGRICULTURE



Cotton County – Oklahoma

**Farms with Asian Operators
Compared with All Farms**

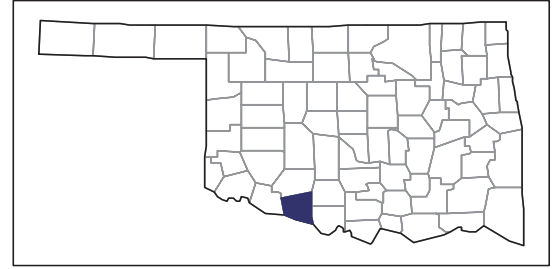
Data are not available at this geographic level for farms with Asian operators.



United States Department of Agriculture
National Agricultural Statistics Service

www.agcensus.usda.gov

2007 CENSUS OF AGRICULTURE



Cotton County – Oklahoma

Farms with Black or African American Operators Compared with All Farms

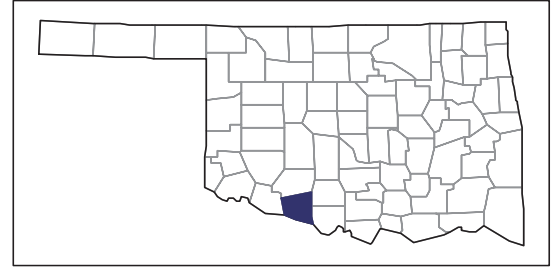
Data are not available at this geographic level for farms with Black or African American operators.



United States Department of Agriculture
National Agricultural Statistics Service

www.agcensus.usda.gov

2007 CENSUS OF AGRICULTURE



Cotton County – Oklahoma

Farms with Native Hawaiian or Other Pacific Islander Operators Compared with All Farms

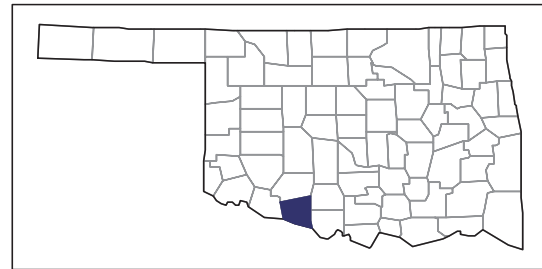
Data are not available at this geographic level for farms with Native Hawaiian or Other Pacific Islander operators.



United States Department of Agriculture
National Agricultural Statistics Service

www.agcensus.usda.gov

2007 CENSUS OF AGRICULTURE



Cotton County – Oklahoma

**Farms with White Operators
Compared with All Farms**

Data are not available at this geographic level for farms with White operators.



United States Department of Agriculture
National Agricultural Statistics Service

www.agcensus.usda.gov

