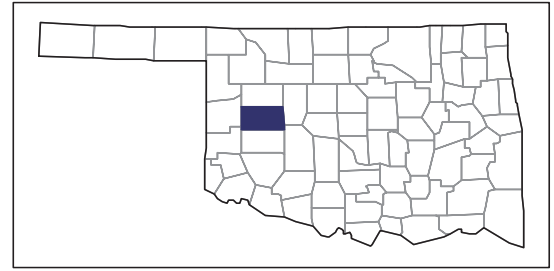


2007 CENSUS OF AGRICULTURE



Custer County – Oklahoma

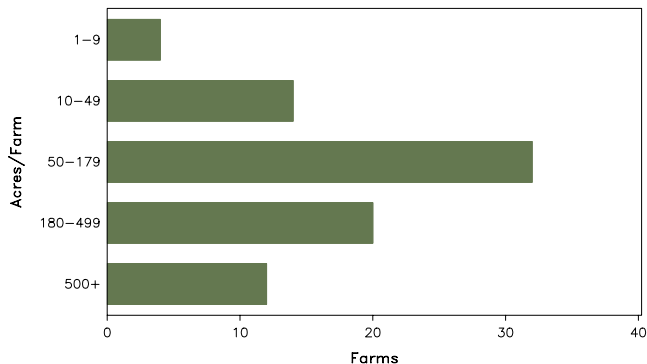
Farms with Women Principal Operators Compared with All Farms

	Women Principal Operators	All Farms
Number of Farms	82	907
Land in Farms	24,123 acres	568,728 acres
Average Size of Farm	294 acres	627 acres
Market Value of Products Sold	\$2,054,000	\$86,962,000
Crop Sales	\$867,000	\$28,369,000
Livestock Sales	\$1,186,000	\$58,593,000
Average Per Farm	\$25,044	\$95,879
Government Payments	\$178,000	\$5,034,000
Average Per Farm Receiving Payments	\$3,627	\$8,132

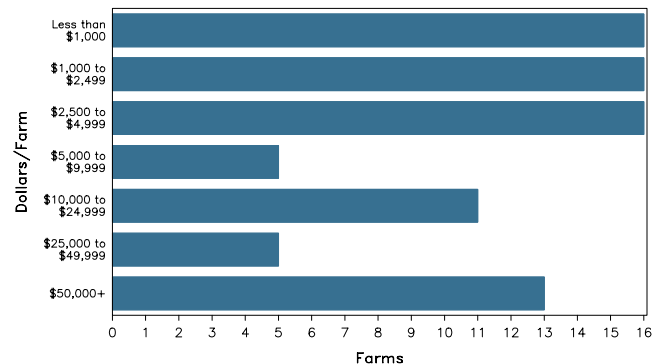
See footnotes on reverse page.

Farms with Women Principal Operators

Farms by Size



Farms by Economic Size



2007 CENSUS OF AGRICULTURE

Custer County – Oklahoma Farms with Women Principal Operators

Selected Highlights

Item	Farms	Quantity
MARKET VALUE OF AGRICULTURAL PRODUCTS SOLD (\$1,000)		
Total value of agricultural products sold	82	2,054
Value of crops including nursery and greenhouse	22	867
Value of livestock, poultry, and their products	34	1,186
VALUE OF SALES BY COMMODITY GROUP (\$1,000)		
Grains, oilseeds, dry beans, and dry peas	16	714
Tobacco	-	-
Cotton and cottonseed	-	-
Vegetables, melons, potatoes and sweet potatoes	4	119
Fruits, tree nuts, and berries	2	(D)
Nursery, greenhouse, floriculture, and sod	-	-
Cut Christmas trees and short rotation woody crops	-	-
Other crops and hay	6	(D)
Poultry and eggs	7	4
Cattle and calves	25	(D)
Milk and other dairy products from cows	1	(D)
Hogs and pigs	2	(D)
Sheep, goats, and their products	5	43
Horses, ponies, mules, burros, and donkeys	5	26
Aquaculture	-	-
Other animals and other animal products	-	-
TOP CROP ITEMS (acres)		
Wheat for grain, all	16	6,027
Forage - land used for all hay and haylage, grass silage, and greenchop	12	824
Vegetables harvested for sale	4	22
Potatoes	4	(D)
Tomatoes in the open	4	5
TOP LIVESTOCK INVENTORY ITEMS (number)		
Cattle and calves	33	1,839
Layers	9	179
Horses and ponies	12	115
Sheep and lambs	2	(D)
Goats, all	7	90

Operator Characteristics

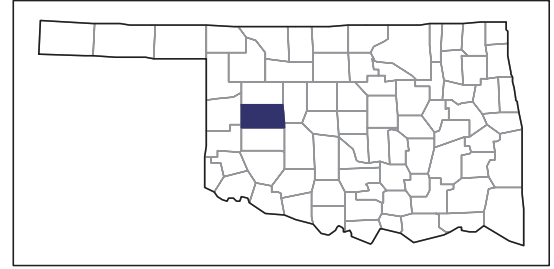
Item	Quantity
Primary occupation:	
Farming	33
Other	49
Days worked off farm:	
None	38
Any	44
Years on present farm:	
2 years or less	4
3 to 4 years	10
5 to 9 years	9
10 years or more	59
Age group:	
Under 45 years	8
45 to 64 years	28
65 years and over	46
Average age of principal operator (years)	65.3

Economic Characteristics

Item	Quantity
Farms by value of sales:	
Less than \$1,000	42
\$1,000 to \$2,499	5
\$2,500 to \$4,999	3
\$5,000 to \$9,999	3
\$10,000 to \$49,999	22
\$50,000 to \$99,999	3
\$100,000 to \$249,999	3
\$250,000 to \$499,999	-
\$500,000 or more	1
Total farm production expenses (\$1,000)	2,165
Average per farm (\$)	26,401
Net cash farm income of operation (\$1,000)	94
Average per farm (\$)	1,147
Value of agricultural products sold directly to individuals for human consumption (\$1,000)	6
Total organic product sales (\$1,000)	-
Total income from farm-related sources, gross before taxes and expenses (\$1,000)	28

See "Census of Agriculture, Volume 1, Geographic Area Series" for complete footnotes, explanations, definitions, and methodology.
(D) Cannot be disclosed. (Z) Less than half of the unit shown.

2007 CENSUS OF AGRICULTURE



Custer County – Oklahoma

Farms with Spanish, Hispanic, or Latino Operators Compared with All Farms

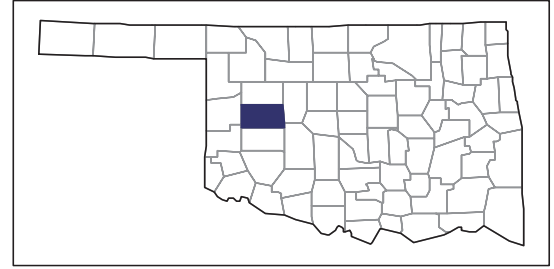
Data are not available at this geographic level for farms with Spanish, Hispanic, or Latino operators.



United States Department of Agriculture
National Agricultural Statistics Service

www.agcensus.usda.gov

2007 CENSUS OF AGRICULTURE



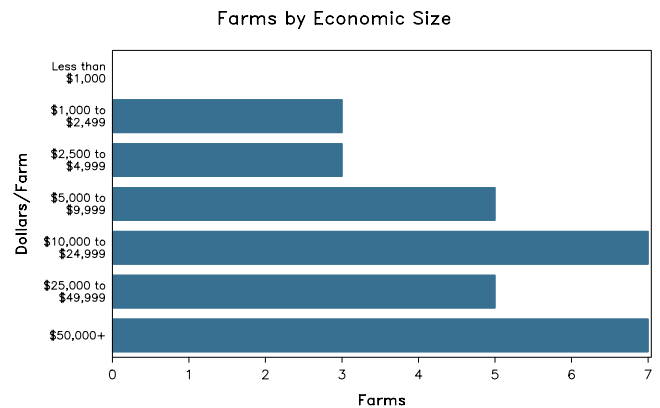
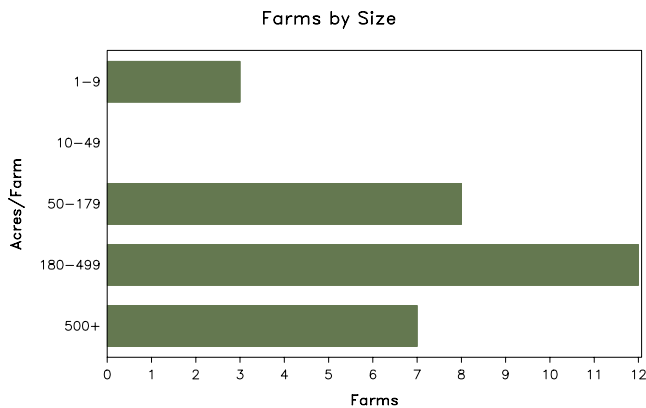
Custer County – Oklahoma

Farms with American Indian or Alaska Native Operators Compared with All Farms

	American Indian or Alaska Native Operators ²	All Farms
Number of Farm Operators ¹	38	1,313
Number of Farms	30	907
Land in Farms	15,676 acres	568,728 acres
Average Size of Farm	523 acres	627 acres
Market Value of Products Sold	\$1,147,000	\$86,962,000
Crop Sales	\$579,000	\$28,369,000
Livestock Sales	\$568,000	\$58,593,000
Average Per Farm	\$38,230	\$95,879
Government Payments	\$152,000	\$5,034,000
Average Per Farm Receiving Payments	\$8,947	\$8,132

See footnotes on reverse page.

Farms with American Indian or Alaska Native Operators



2007 CENSUS OF AGRICULTURE

Custer County – Oklahoma Farms with American Indian or Alaska Native Operators

Selected Highlights

Item	Farms	Quantity
MARKET VALUE OF AGRICULTURAL PRODUCTS SOLD (\$1,000)		
Total value of agricultural products sold	30	1,147
Value of crops including nursery and greenhouse	17	579
Value of livestock, poultry, and their products	18	568
VALUE OF SALES BY COMMODITY GROUP (\$1,000)		
Grains, oilseeds, dry beans, and dry peas	14	461
Tobacco	-	-
Cotton and cottonseed	-	-
Vegetables, melons, potatoes and sweet potatoes	-	-
Fruits, tree nuts, and berries	-	-
Nursery, greenhouse, floriculture, and sod	-	-
Cut Christmas trees and short rotation woody crops	-	-
Other crops and hay	7	118
Poultry and eggs	5	7
Cattle and calves	12	518
Milk and other dairy products from cows	-	-
Hogs and pigs	1	(D)
Sheep, goats, and their products	7	(D)
Horses, ponies, mules, burros, and donkeys	-	-
Aquaculture	-	-
Other animals and other animal products	-	-
TOP CROP ITEMS (acres)		
Wheat for grain, all	14	3,851
Forage - land used for all hay and haylage, grass silage, and greenchop	12	941
Sorghum for grain	3	331
Peanuts for nuts	2	(D)
Peaches, all	3	50
TOP LIVESTOCK INVENTORY ITEMS (number)		
Quail	3	(D)
Cattle and calves	12	1,444
Turkeys	3	195
Goats, all	6	195
Layers	3	150

Operator Characteristics

Item	Quantity
Primary occupation:	
Farming	21
Other	17
Days worked off farm:	
None	11
Any	27
Years on present farm:	
2 years or less	9
3 to 4 years	5
5 to 9 years	5
10 years or more	19
Age group:	
Under 45 years	7
45 to 64 years	26
65 years and over	5
Average age (years)	50.8

Economic Characteristics

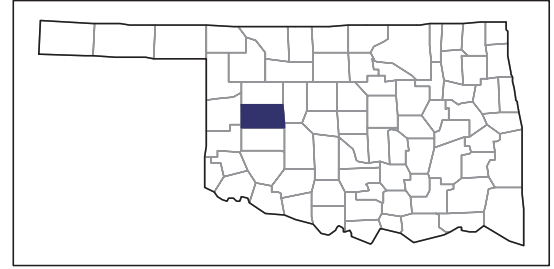
Item	Quantity
Farms by value of sales:	
Less than \$1,000	4
\$1,000 to \$2,499	4
\$2,500 to \$4,999	-
\$5,000 to \$9,999	5
\$10,000 to \$49,999	12
\$50,000 to \$99,999	1
\$100,000 to \$249,999	4
\$250,000 to \$499,999	-
\$500,000 or more	-
Total farm production expenses (\$1,000)	1,240
Average per farm (\$)	41,347
Net cash farm income of operation (\$1,000)	120
Average per farm (\$)	3,997
Value of agricultural products sold directly to individuals for human consumption (\$1,000)	7
Total organic product sales (\$1,000)	-
Total income from farm-related sources, gross before taxes and expenses (\$1,000)	61

See "Census of Agriculture, Volume 1, Geographic Area Series" for complete footnotes, explanations, definitions, and methodology.

(D) Cannot be disclosed. (Z) Less than half of the unit shown.

¹ Data were collected for a maximum of three operators per farm. ² Operators reporting selected race alone or in combination with other races.

2007 CENSUS OF AGRICULTURE



Custer County – Oklahoma

Farms with Asian Operators Compared with All Farms

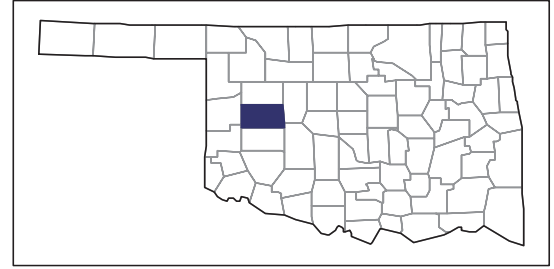
Data are not available at this geographic level for farms with Asian operators.



United States Department of Agriculture
National Agricultural Statistics Service

www.agcensus.usda.gov

2007 CENSUS OF AGRICULTURE



Custer County – Oklahoma

Farms with Black or African American Operators Compared with All Farms

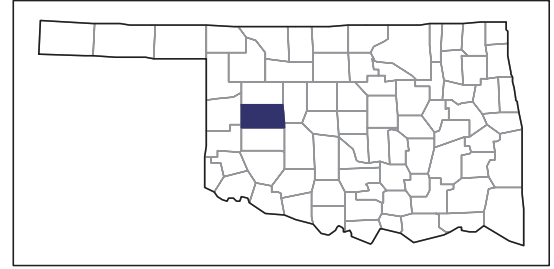
Data are not available at this geographic level for farms with Black or African American operators.



United States Department of Agriculture
National Agricultural Statistics Service

www.agcensus.usda.gov

2007 CENSUS OF AGRICULTURE



Custer County – Oklahoma

Farms with Native Hawaiian or Other Pacific Islander Operators Compared with All Farms

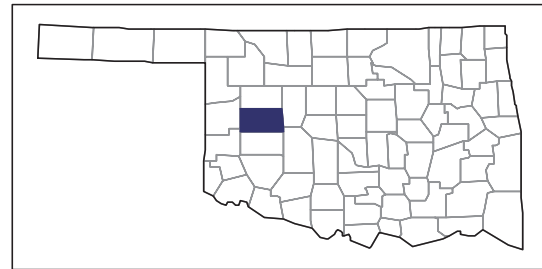
Data are not available at this geographic level for farms with Native Hawaiian or Other Pacific Islander operators.



United States Department of Agriculture
National Agricultural Statistics Service

www.agcensus.usda.gov

2007 CENSUS OF AGRICULTURE



Custer County – Oklahoma

Farms with White Operators Compared with All Farms

Data are not available at this geographic level for farms with White operators.



United States Department of Agriculture
National Agricultural Statistics Service

www.agcensus.usda.gov

