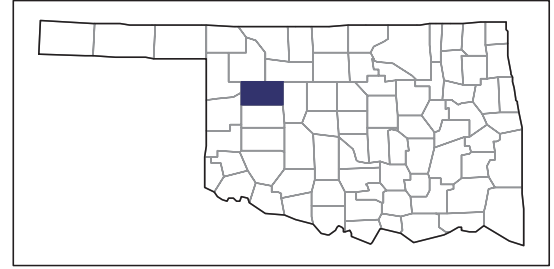


2007 CENSUS OF AGRICULTURE



Dewey County – Oklahoma

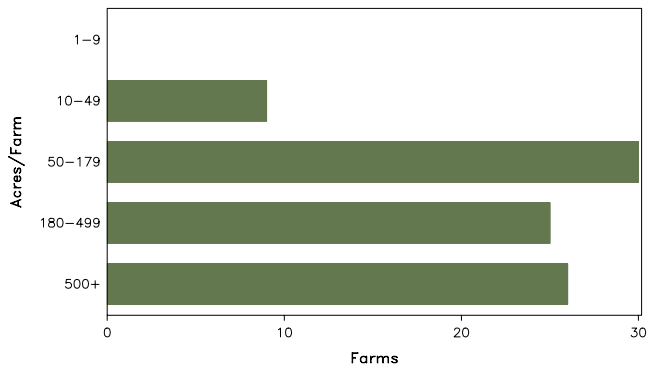
Farms with Women Principal Operators Compared with All Farms

	Women Principal Operators	All Farms
Number of Farms	90	756
Land in Farms	41,490 acres	588,951 acres
Average Size of Farm	461 acres	779 acres
Market Value of Products Sold	\$1,856,000	\$31,280,000
Crop Sales	\$738,000	\$10,963,000
Livestock Sales	\$1,118,000	\$20,316,000
Average Per Farm	\$20,621	\$41,375
Government Payments	\$403,000	\$3,740,000
Average Per Farm Receiving Payments	\$5,673	\$7,138

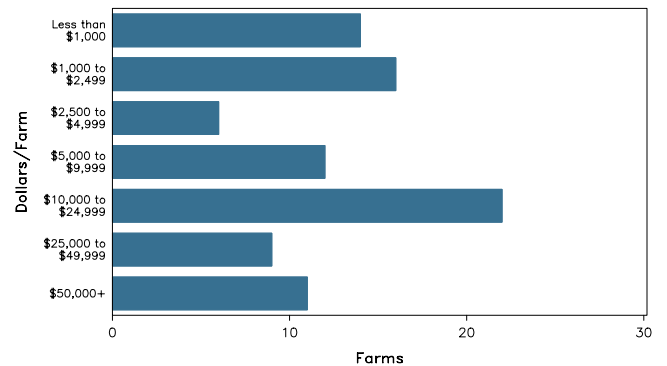
See footnotes on reverse page.

Farms with Women Principal Operators

Farms by Size



Farms by Economic Size



2007 CENSUS OF AGRICULTURE

Dewey County – Oklahoma Farms with Women Principal Operators

Selected Highlights

Item	Farms	Quantity
MARKET VALUE OF AGRICULTURAL PRODUCTS SOLD (\$1,000)		
Total value of agricultural products sold	90	1,856
Value of crops including nursery and greenhouse	26	738
Value of livestock, poultry, and their products	42	1,118
VALUE OF SALES BY COMMODITY GROUP (\$1,000)		
Grains, oilseeds, dry beans, and dry peas	23	723
Tobacco	-	-
Cotton and cottonseed	-	-
Vegetables, melons, potatoes and sweet potatoes	1	(D)
Fruits, tree nuts, and berries	-	-
Nursery, greenhouse, floriculture, and sod	-	-
Cut Christmas trees and short rotation woody crops	-	-
Other crops and hay	3	(D)
Poultry and eggs	-	-
Cattle and calves	38	1,112
Milk and other dairy products from cows	-	-
Hogs and pigs	-	-
Sheep, goats, and their products	2	(D)
Horses, ponies, mules, burros, and donkeys	3	(D)
Aquaculture	-	-
Other animals and other animal products	-	-
TOP CROP ITEMS (acres)		
Wheat for grain, all	21	3,933
Forage - land used for all hay and haylage, grass silage, and greenchop	22	1,465
Triticale	2	(D)
Vegetables harvested for sale	1	(D)
Tomatoes in the open	1	(D)
TOP LIVESTOCK INVENTORY ITEMS (number)		
Cattle and calves	43	2,380
Horses and ponies	9	57
Goats, all	2	(D)
Layers	2	(D)
Mules, burros, and donkeys	1	(D)

Operator Characteristics

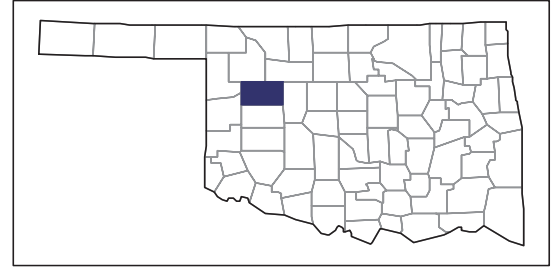
Item	Quantity
Primary occupation:	
Farming	29
Other	61
Days worked off farm:	
None	43
Any	47
Years on present farm:	
2 years or less	2
3 to 4 years	3
5 to 9 years	21
10 years or more	64
Age group:	
Under 45 years	13
45 to 64 years	25
65 years and over	52
Average age of principal operator (years)	67.7

Economic Characteristics

Item	Quantity
Farms by value of sales:	
Less than \$1,000	44
\$1,000 to \$2,499	3
\$2,500 to \$4,999	2
\$5,000 to \$9,999	7
\$10,000 to \$49,999	25
\$50,000 to \$99,999	3
\$100,000 to \$249,999	5
\$250,000 to \$499,999	1
\$500,000 or more	-
Total farm production expenses (\$1,000)	1,957
Average per farm (\$)	21,748
Net cash farm income of operation (\$1,000)	461
Average per farm (\$)	5,126
Value of agricultural products sold directly to individuals for human consumption (\$1,000)	(D)
Total organic product sales (\$1,000)	-
Total income from farm-related sources, gross before taxes and expenses (\$1,000)	160

See "Census of Agriculture, Volume 1, Geographic Area Series" for complete footnotes, explanations, definitions, and methodology.
(D) Cannot be disclosed. (Z) Less than half of the unit shown.

2007 CENSUS OF AGRICULTURE



Dewey County – Oklahoma

Farms with Spanish, Hispanic, or Latino Operators Compared with All Farms

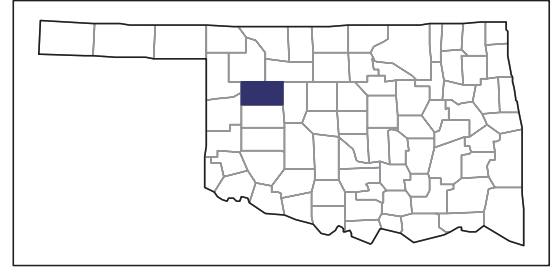
Data are not available at this geographic level for farms with Spanish, Hispanic, or Latino operators.



United States Department of Agriculture
National Agricultural Statistics Service

www.agcensus.usda.gov

2007 CENSUS OF AGRICULTURE



Dewey County – Oklahoma

Farms with American Indian or Alaska Native Operators Compared with All Farms

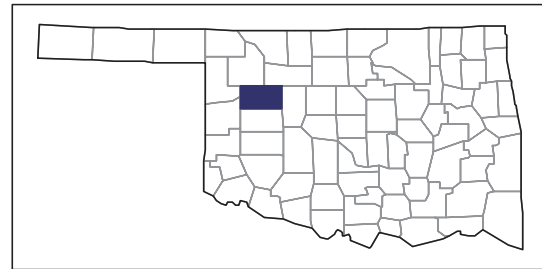
Data are not available at this geographic level for farms with American Indian or Alaska Native operators.



United States Department of Agriculture
National Agricultural Statistics Service

www.agcensus.usda.gov

2007 CENSUS OF AGRICULTURE



Dewey County – Oklahoma

**Farms with Asian Operators
Compared with All Farms**

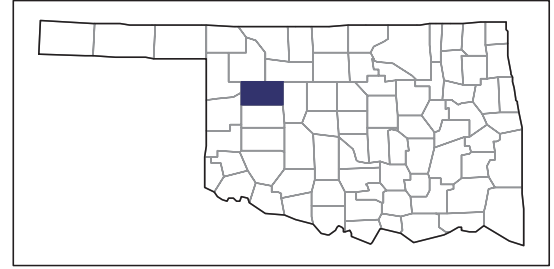
Data are not available at this geographic level for farms with Asian operators.



United States Department of Agriculture
National Agricultural Statistics Service

www.agcensus.usda.gov

2007 CENSUS OF AGRICULTURE



Dewey County – Oklahoma

Farms with Black or African American Operators Compared with All Farms

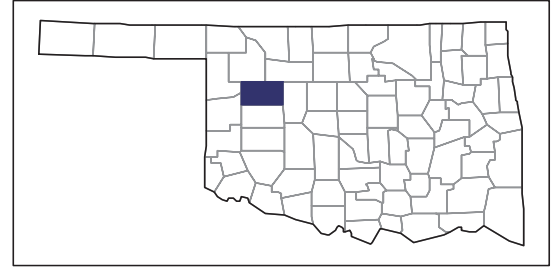
Data are not available at this geographic level for farms with Black or African American operators.



United States Department of Agriculture
National Agricultural Statistics Service

www.agcensus.usda.gov

2007 CENSUS OF AGRICULTURE



Dewey County – Oklahoma

Farms with Native Hawaiian or Other Pacific Islander Operators Compared with All Farms

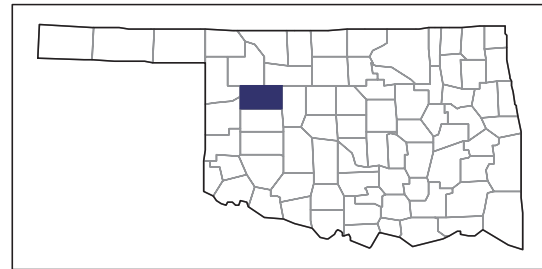
Data are not available at this geographic level for farms with Native Hawaiian or Other Pacific Islander operators.



United States Department of Agriculture
National Agricultural Statistics Service

www.agcensus.usda.gov

2007 CENSUS OF AGRICULTURE



Dewey County – Oklahoma

**Farms with White Operators
Compared with All Farms**

Data are not available at this geographic level for farms with White operators.



United States Department of Agriculture
National Agricultural Statistics Service

www.agcensus.usda.gov

