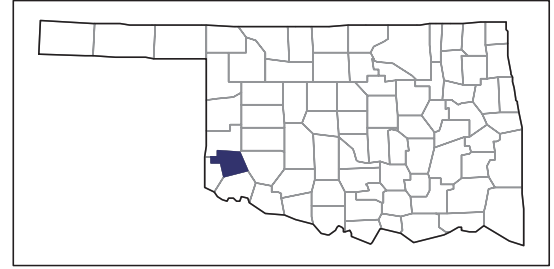


2007 CENSUS OF AGRICULTURE



Greer County – Oklahoma

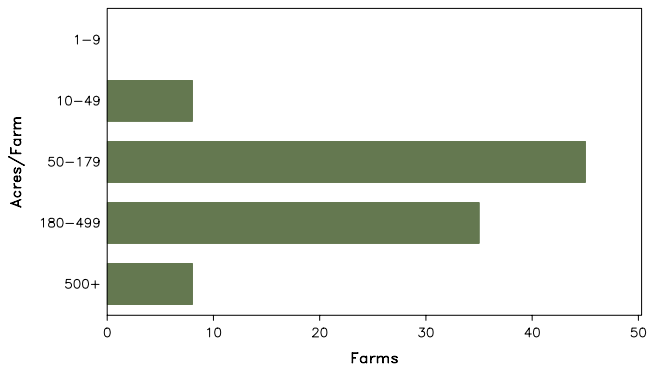
Farms with Women Principal Operators Compared with All Farms

	Women Principal Operators	All Farms
Number of Farms	96	571
Land in Farms	31,291 acres	375,447 acres
Average Size of Farm	326 acres	658 acres
Market Value of Products Sold	\$815,000	\$23,702,000
Crop Sales	\$528,000	\$12,115,000
Livestock Sales	\$288,000	\$11,587,000
Average Per Farm	\$8,493	\$41,509
Government Payments	\$449,000	\$6,470,000
Average Per Farm Receiving Payments	\$5,286	\$14,004

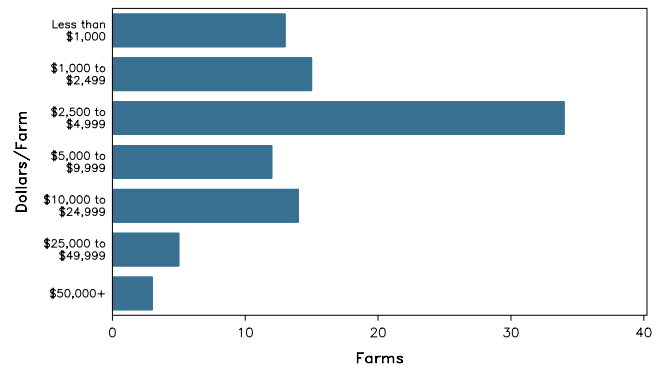
See footnotes on reverse page.

Farms with Women Principal Operators

Farms by Size



Farms by Economic Size



2007 CENSUS OF AGRICULTURE

Greer County – Oklahoma Farms with Women Principal Operators

Selected Highlights

Item	Farms	Quantity
MARKET VALUE OF AGRICULTURAL PRODUCTS SOLD (\$1,000)		
Total value of agricultural products sold	96	815
Value of crops including nursery and greenhouse	14	528
Value of livestock, poultry, and their products	11	288
VALUE OF SALES BY COMMODITY GROUP (\$1,000)		
Grains, oilseeds, dry beans, and dry peas	12	(D)
Tobacco	-	-
Cotton and cottonseed	1	(D)
Vegetables, melons, potatoes and sweet potatoes	-	-
Fruits, tree nuts, and berries	-	-
Nursery, greenhouse, floriculture, and sod	-	-
Cut Christmas trees and short rotation woody crops	-	-
Other crops and hay	2	(D)
Poultry and eggs	-	-
Cattle and calves	9	(D)
Milk and other dairy products from cows	-	-
Hogs and pigs	-	-
Sheep, goats, and their products	2	(D)
Horses, ponies, mules, burros, and donkeys	-	-
Aquaculture	-	-
Other animals and other animal products	-	-
TOP CROP ITEMS (acres)		
Wheat for grain, all	15	5,448
Forage - land used for all hay and haylage, grass silage, and greenchop	5	(D)
Cotton, all	1	(D)
TOP LIVESTOCK INVENTORY ITEMS (number)		
Cattle and calves	21	1,350
Sheep and lambs	2	(D)
Horses and ponies	7	32
Llamas	2	(D)

Operator Characteristics

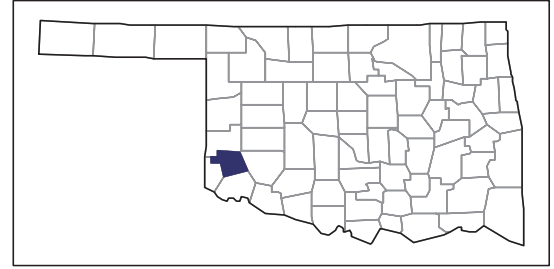
Item	Quantity
Primary occupation:	
Farming	18
Other	78
Days worked off farm:	
None	56
Any	40
Years on present farm:	
2 years or less	5
3 to 4 years	4
5 to 9 years	13
10 years or more	74
Age group:	
Under 45 years	9
45 to 64 years	22
65 years and over	65
Average age of principal operator (years)	70.0

Economic Characteristics

Item	Quantity
Farms by value of sales:	
Less than \$1,000	73
\$1,000 to \$2,499	2
\$2,500 to \$4,999	4
\$5,000 to \$9,999	2
\$10,000 to \$49,999	12
\$50,000 to \$99,999	2
\$100,000 to \$249,999	-
\$250,000 to \$499,999	1
\$500,000 or more	-
Total farm production expenses (\$1,000)	1,265
Average per farm (\$)	13,177
Net cash farm income of operation (\$1,000)	222
Average per farm (\$)	2,309
Value of agricultural products sold directly to individuals for human consumption (\$1,000)	-
Total organic product sales (\$1,000)	-
Total income from farm-related sources, gross before taxes and expenses (\$1,000)	222

See "Census of Agriculture, Volume 1, Geographic Area Series" for complete footnotes, explanations, definitions, and methodology.
(D) Cannot be disclosed. (Z) Less than half of the unit shown.

2007 CENSUS *OF* AGRICULTURE



Greer County – Oklahoma

Farms with Spanish, Hispanic, or Latino Operators Compared with All Farms

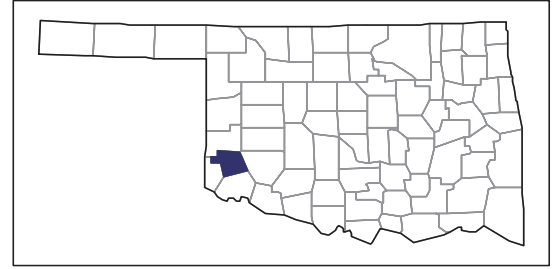
Data are not available at this geographic level for farms with Spanish, Hispanic, or Latino operators.



United States Department of Agriculture
National Agricultural Statistics Service

www.agcensus.usda.gov

2007 CENSUS OF AGRICULTURE



Greer County – Oklahoma

Farms with American Indian or Alaska Native Operators Compared with All Farms

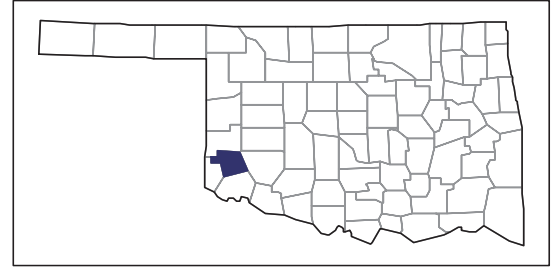
Data are not available at this geographic level for farms with American Indian or Alaska Native operators.



United States Department of Agriculture
National Agricultural Statistics Service

www.agcensus.usda.gov

2007 CENSUS OF AGRICULTURE



Greer County – Oklahoma

**Farms with Asian Operators
Compared with All Farms**

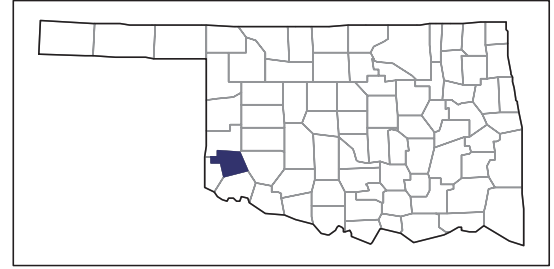
Data are not available at this geographic level for farms with Asian operators.



United States Department of Agriculture
National Agricultural Statistics Service

www.agcensus.usda.gov

2007 CENSUS OF AGRICULTURE



Greer County – Oklahoma

Farms with Black or African American Operators Compared with All Farms

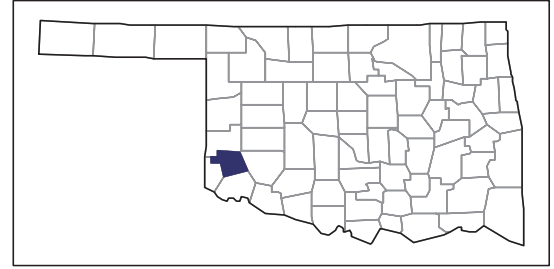
Data are not available at this geographic level for farms with Black or African American operators.



United States Department of Agriculture
National Agricultural Statistics Service

www.agcensus.usda.gov

2007 CENSUS OF AGRICULTURE



Greer County – Oklahoma

Farms with Native Hawaiian or Other Pacific Islander Operators Compared with All Farms

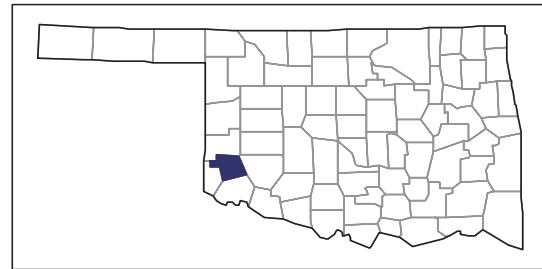
Data are not available at this geographic level for farms with Native Hawaiian or Other Pacific Islander operators.



United States Department of Agriculture
National Agricultural Statistics Service

www.agcensus.usda.gov

2007 CENSUS OF AGRICULTURE



Greer County – Oklahoma

Farms with White Operators Compared with All Farms

Data are not available at this geographic level for farms with White operators.



United States Department of Agriculture
National Agricultural Statistics Service

www.agcensus.usda.gov

