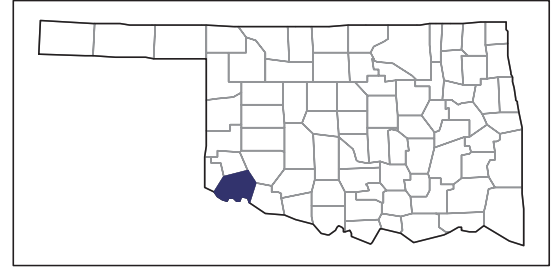


# 2007 CENSUS OF AGRICULTURE



## Jackson County – Oklahoma

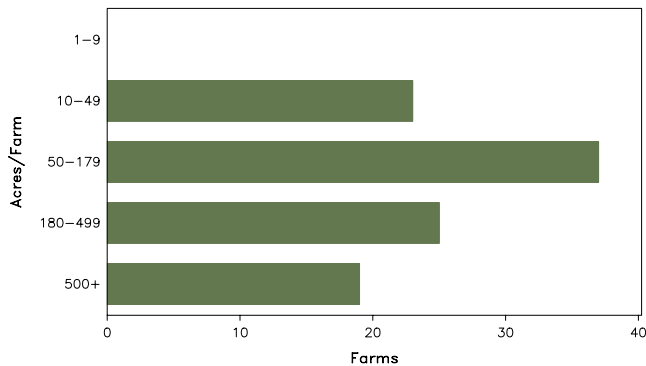
### Farms with Women Principal Operators Compared with All Farms

	Women Principal Operators	All Farms
<b>Number of Farms</b>	104	745
<b>Land in Farms</b>	39,299 acres	474,502 acres
<b>Average Size of Farm</b>	378 acres	637 acres
<b>Market Value of Products Sold</b>	\$2,313,000	\$89,646,000
Crop Sales	\$1,613,000	\$64,763,000
Livestock Sales	\$700,000	\$24,882,000
Average Per Farm	\$22,239	\$120,330
<b>Government Payments</b>	\$494,000	\$11,004,000
Average Per Farm Receiving Payments	\$6,669	\$22,275

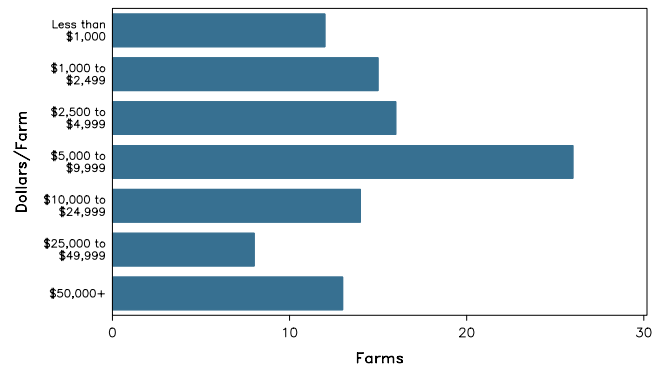
See footnotes on reverse page.

### Farms with Women Principal Operators

Farms by Size



Farms by Economic Size



# 2007 CENSUS OF AGRICULTURE

## Jackson County – Oklahoma Farms with Women Principal Operators

### Selected Highlights

Item	Farms	Quantity
<b>MARKET VALUE OF AGRICULTURAL PRODUCTS SOLD (\$1,000)</b>		
Total value of agricultural products sold	104	2,313
Value of crops including nursery and greenhouse	25	1,613
Value of livestock, poultry, and their products	47	700
<b>VALUE OF SALES BY COMMODITY GROUP (\$1,000)</b>		
Grains, oilseeds, dry beans, and dry peas	19	(D)
Tobacco	-	-
Cotton and cottonseed	1	(D)
Vegetables, melons, potatoes and sweet potatoes	-	-
Fruits, tree nuts, and berries	2	(D)
Nursery, greenhouse, floriculture, and sod	-	-
Cut Christmas trees and short rotation woody crops	-	-
Other crops and hay	9	(D)
Poultry and eggs	2	(D)
Cattle and calves	35	435
Milk and other dairy products from cows	3	72
Hogs and pigs	-	-
Sheep, goats, and their products	2	(D)
Horses, ponies, mules, burros, and donkeys	9	32
Aquaculture	-	-
Other animals and other animal products	-	-
<b>TOP CROP ITEMS (acres)</b>		
Wheat for grain, all	19	9,151
Forage - land used for all hay and haylage, grass silage, and greenchop	21	1,651
Sorghum for grain	2	(D)
Cotton, all	1	(D)
Pecans, all	2	(D)
<b>TOP LIVESTOCK INVENTORY ITEMS (number)</b>		
Cattle and calves	38	1,881
Sheep and lambs	2	(D)
Horses and ponies	28	165
Goats, all	3	132
Layers	6	59

### Operator Characteristics

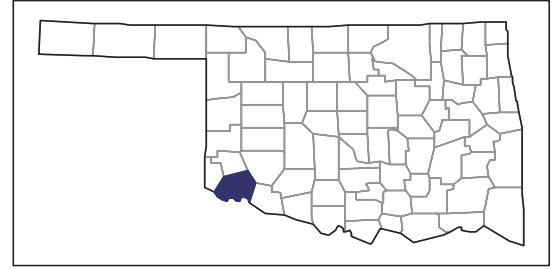
Item	Quantity
Primary occupation:	
Farming	33
Other	71
Days worked off farm:	
None	49
Any	55
Years on present farm:	
2 years or less	4
3 to 4 years	8
5 to 9 years	21
10 years or more	71
Age group:	
Under 45 years	16
45 to 64 years	27
65 years and over	61
Average age of principal operator (years)	65.8

### Economic Characteristics

Item	Quantity
Farms by value of sales:	
Less than \$1,000	52
\$1,000 to \$2,499	8
\$2,500 to \$4,999	7
\$5,000 to \$9,999	9
\$10,000 to \$49,999	15
\$50,000 to \$99,999	9
\$100,000 to \$249,999	1
\$250,000 to \$499,999	3
\$500,000 or more	-
Total farm production expenses (\$1,000)	1,997
Average per farm (\$)	19,202
Net cash farm income of operation (\$1,000)	1,044
Average per farm (\$)	10,042
Value of agricultural products sold directly to individuals for human consumption (\$1,000)	3
Total organic product sales (\$1,000)	(D)
Total income from farm-related sources, gross before taxes and expenses (\$1,000)	235

See "Census of Agriculture, Volume 1, Geographic Area Series" for complete footnotes, explanations, definitions, and methodology.  
(D) Cannot be disclosed. (Z) Less than half of the unit shown.

# 2007 CENSUS OF AGRICULTURE



## Jackson County – Oklahoma

### Farms with Spanish, Hispanic, or Latino Operators Compared with All Farms

Data are not available at this geographic level for farms with Spanish, Hispanic, or Latino operators.

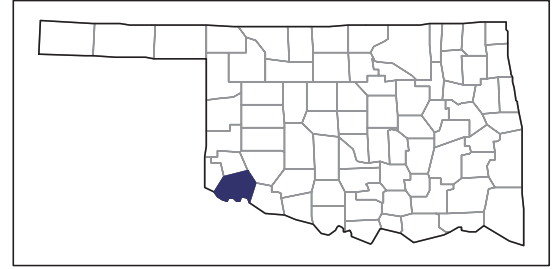


United States Department of Agriculture  
National Agricultural Statistics Service

[www.agcensus.usda.gov](http://www.agcensus.usda.gov)



# 2007 CENSUS OF AGRICULTURE



## Jackson County – Oklahoma

### Farms with American Indian or Alaska Native Operators Compared with All Farms

Data are not available at this geographic level for farms with American Indian or Alaska Native operators.

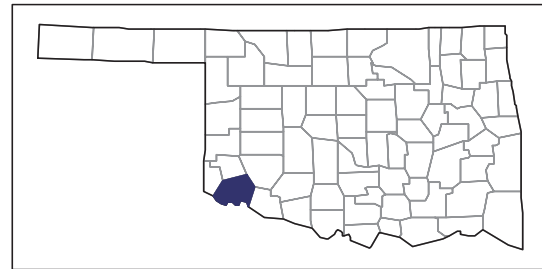


United States Department of Agriculture  
National Agricultural Statistics Service

[www.agcensus.usda.gov](http://www.agcensus.usda.gov)



# 2007 CENSUS OF AGRICULTURE



## Jackson County – Oklahoma

### Farms with Asian Operators Compared with All Farms

Data are not available at this geographic level for farms with Asian operators.



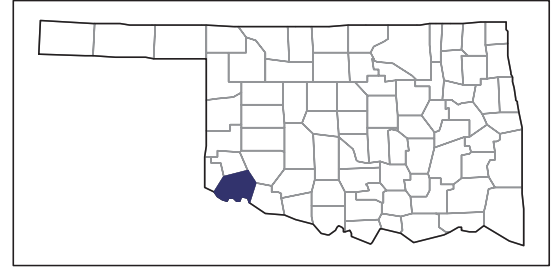
United States Department of Agriculture  
National Agricultural Statistics Service

[www.agcensus.usda.gov](http://www.agcensus.usda.gov)





# 2007 CENSUS OF AGRICULTURE



## Jackson County – Oklahoma

### Farms with Black or African American Operators Compared with All Farms

Data are not available at this geographic level for farms with Black or African American operators.

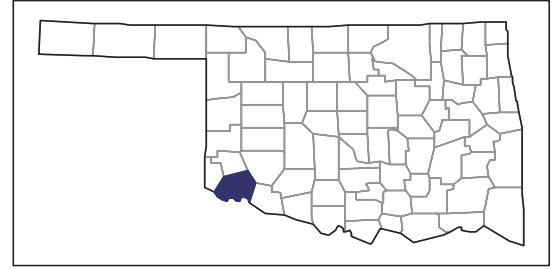


United States Department of Agriculture  
National Agricultural Statistics Service

[www.agcensus.usda.gov](http://www.agcensus.usda.gov)



# 2007 CENSUS OF AGRICULTURE



## Jackson County – Oklahoma

### Farms with Native Hawaiian or Other Pacific Islander Operators Compared with All Farms

Data are not available at this geographic level for farms with Native Hawaiian or Other Pacific Islander operators.

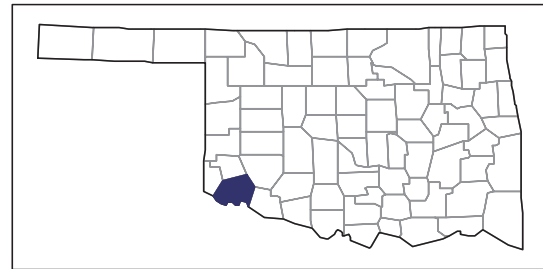


United States Department of Agriculture  
National Agricultural Statistics Service

[www.agcensus.usda.gov](http://www.agcensus.usda.gov)



# 2007 CENSUS OF AGRICULTURE



## Jackson County – Oklahoma

### Farms with White Operators Compared with All Farms

Data are not available at this geographic level for farms with White operators.



United States Department of Agriculture  
National Agricultural Statistics Service

[www.agcensus.usda.gov](http://www.agcensus.usda.gov)

