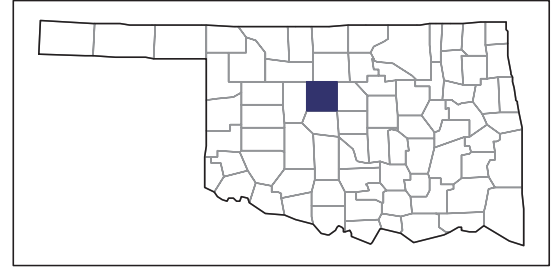


# 2007 CENSUS OF AGRICULTURE



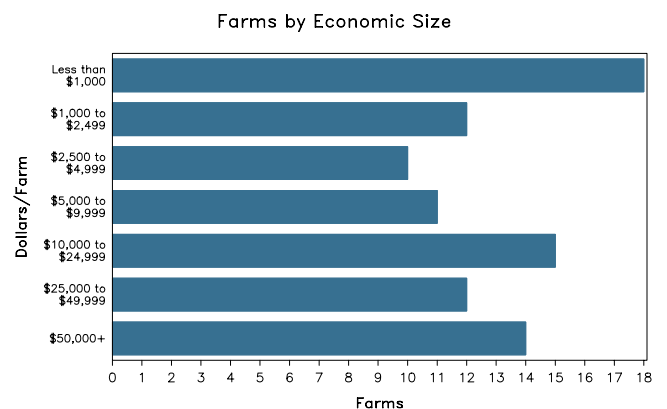
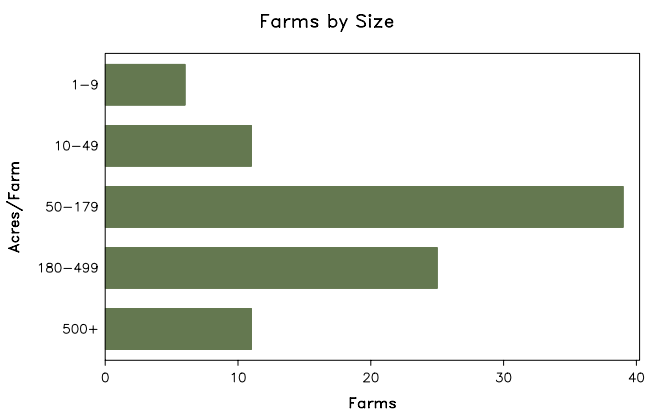
## Kingfisher County – Oklahoma

### Farms with Women Principal Operators Compared with All Farms

	Women Principal Operators	All Farms
<b>Number of Farms</b>	92	1,002
<b>Land in Farms</b>	22,816 acres	566,212 acres
<b>Average Size of Farm</b>	248 acres	565 acres
<b>Market Value of Products Sold</b>	\$2,581,000	\$116,575,000
Crop Sales	\$383,000	\$25,255,000
Livestock Sales	\$2,198,000	\$91,320,000
Average Per Farm	\$28,049	\$116,342
<b>Government Payments</b>	\$153,000	\$3,920,000
Average Per Farm Receiving Payments	\$2,545	\$5,657

See footnotes on reverse page.

### Farms with Women Principal Operators



# 2007 CENSUS OF AGRICULTURE

## Kingfisher County – Oklahoma Farms with Women Principal Operators

### Selected Highlights

Item	Farms	Quantity
<b>MARKET VALUE OF AGRICULTURAL PRODUCTS SOLD (\$1,000)</b>		
Total value of agricultural products sold	92	2,581
Value of crops including nursery and greenhouse	27	383
Value of livestock, poultry, and their products	52	2,198
<b>VALUE OF SALES BY COMMODITY GROUP (\$1,000)</b>		
Grains, oilseeds, dry beans, and dry peas	20	298
Tobacco	-	-
Cotton and cottonseed	-	-
Vegetables, melons, potatoes and sweet potatoes	1	(D)
Fruits, tree nuts, and berries	1	(D)
Nursery, greenhouse, floriculture, and sod	-	-
Cut Christmas trees and short rotation woody crops	-	-
Other crops and hay	8	(D)
Poultry and eggs	1	(D)
Cattle and calves	44	(D)
Milk and other dairy products from cows	6	(D)
Hogs and pigs	3	(D)
Sheep, goats, and their products	1	(D)
Horses, ponies, mules, burros, and donkeys	6	81
Aquaculture	-	-
Other animals and other animal products	3	3
<b>TOP CROP ITEMS (acres)</b>		
Wheat for grain, all	16	3,433
Forage - land used for all hay and haylage, grass silage, and greenchop	30	1,941
Rye for grain	4	323
Dry southern peas (cowpeas)	1	(D)
Field and grass seed crops, all	1	(D)
<b>TOP LIVESTOCK INVENTORY ITEMS (number)</b>		
Cattle and calves	49	3,545
Horses and ponies	20	231
Ducks	1	(D)
Quail	3	(D)
Layers	6	33

### Operator Characteristics

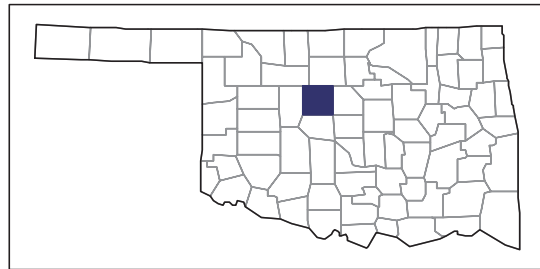
Item	Quantity
Primary occupation:	
Farming	32
Other	60
Days worked off farm:	
None	46
Any	46
Years on present farm:	
2 years or less	4
3 to 4 years	6
5 to 9 years	16
10 years or more	66
Age group:	
Under 45 years	12
45 to 64 years	29
65 years and over	51
Average age of principal operator (years)	63.2

### Economic Characteristics

Item	Quantity
Farms by value of sales:	
Less than \$1,000	30
\$1,000 to \$2,499	6
\$2,500 to \$4,999	7
\$5,000 to \$9,999	10
\$10,000 to \$49,999	25
\$50,000 to \$99,999	10
\$100,000 to \$249,999	3
\$250,000 to \$499,999	-
\$500,000 or more	1
Total farm production expenses (\$1,000)	2,470
Average per farm (\$)	26,845
Net cash farm income of operation (\$1,000)	466
Average per farm (\$)	5,068
Value of agricultural products sold directly to individuals for human consumption (\$1,000)	(D)
Total organic product sales (\$1,000)	(D)
Total income from farm-related sources, gross before taxes and expenses (\$1,000)	203

See "Census of Agriculture, Volume 1, Geographic Area Series" for complete footnotes, explanations, definitions, and methodology.  
(D) Cannot be disclosed. (Z) Less than half of the unit shown.

# 2007 CENSUS OF AGRICULTURE



## Kingfisher County – Oklahoma

### Farms with Spanish, Hispanic, or Latino Operators Compared with All Farms

Data are not available at this geographic level for farms with Spanish, Hispanic, or Latino operators.

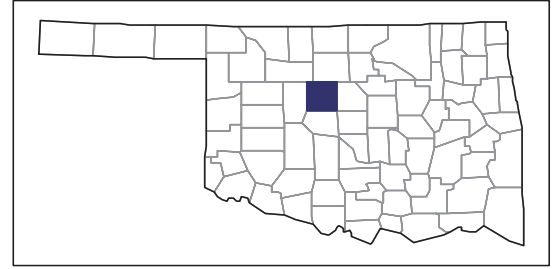


United States Department of Agriculture  
National Agricultural Statistics Service

[www.agcensus.usda.gov](http://www.agcensus.usda.gov)



# 2007 CENSUS OF AGRICULTURE



## Kingfisher County – Oklahoma

### Farms with American Indian or Alaska Native Operators Compared with All Farms

Data are not available at this geographic level for farms with American Indian or Alaska Native operators.

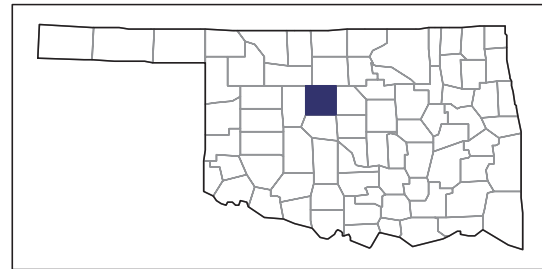


United States Department of Agriculture  
National Agricultural Statistics Service

[www.agcensus.usda.gov](http://www.agcensus.usda.gov)



# 2007 CENSUS OF AGRICULTURE



## Kingfisher County – Oklahoma

### Farms with Asian Operators Compared with All Farms

Data are not available at this geographic level for farms with Asian operators.



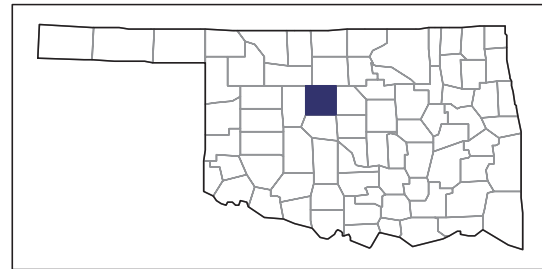
United States Department of Agriculture  
National Agricultural Statistics Service

[www.agcensus.usda.gov](http://www.agcensus.usda.gov)





# 2007 CENSUS OF AGRICULTURE



## Kingfisher County – Oklahoma

### Farms with Black or African American Operators Compared with All Farms

Data are not available at this geographic level for farms with Black or African American operators.

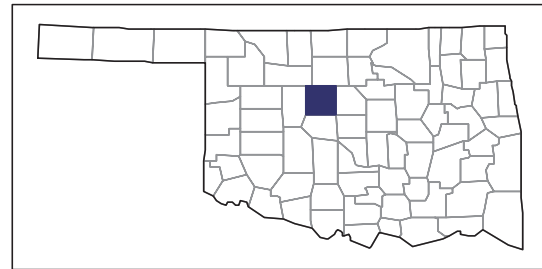


United States Department of Agriculture  
National Agricultural Statistics Service

[www.agcensus.usda.gov](http://www.agcensus.usda.gov)



# 2007 CENSUS OF AGRICULTURE



## Kingfisher County – Oklahoma

### Farms with Native Hawaiian or Other Pacific Islander Operators Compared with All Farms

Data are not available at this geographic level for farms with Native Hawaiian or Other Pacific Islander operators.

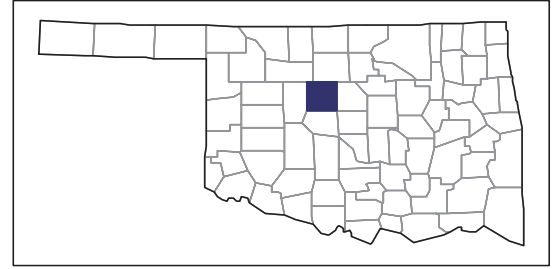


United States Department of Agriculture  
National Agricultural Statistics Service

[www.agcensus.usda.gov](http://www.agcensus.usda.gov)



# 2007 CENSUS OF AGRICULTURE



## Kingfisher County – Oklahoma

### Farms with White Operators Compared with All Farms

Data are not available at this geographic level for farms with White operators.



United States Department of Agriculture  
National Agricultural Statistics Service

[www.agcensus.usda.gov](http://www.agcensus.usda.gov)

