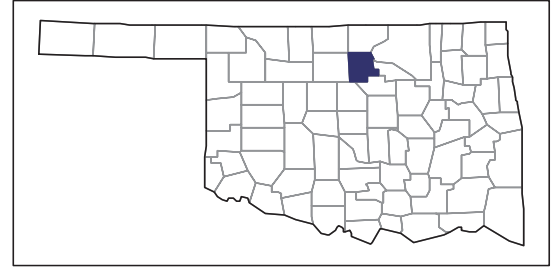


2007 CENSUS OF AGRICULTURE



Noble County – Oklahoma

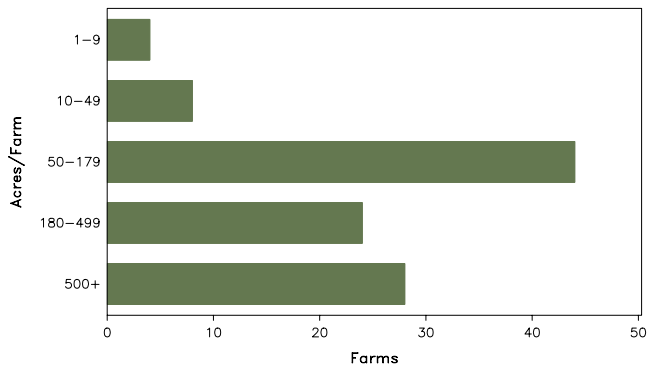
Farms with Women Principal Operators Compared with All Farms

	Women Principal Operators	All Farms
Number of Farms	108	838
Land in Farms	40,624 acres	466,947 acres
Average Size of Farm	376 acres	557 acres
Market Value of Products Sold	\$2,046,000	\$37,731,000
Crop Sales	\$261,000	\$9,247,000
Livestock Sales	\$1,784,000	\$28,484,000
Average Per Farm	\$18,940	\$45,026
Government Payments	\$153,000	\$2,991,000
Average Per Farm Receiving Payments	\$3,058	\$6,392

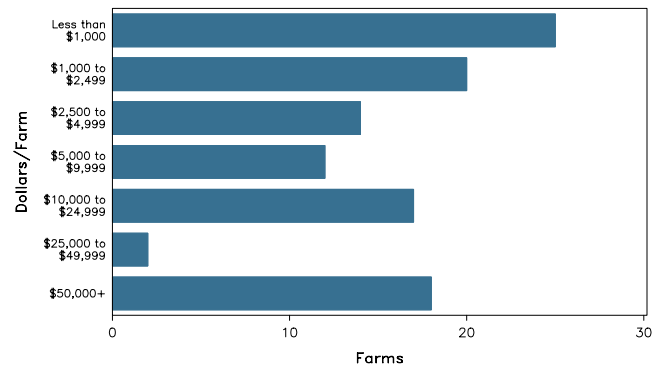
See footnotes on reverse page.

Farms with Women Principal Operators

Farms by Size



Farms by Economic Size



2007 CENSUS OF AGRICULTURE

Noble County – Oklahoma Farms with Women Principal Operators

Selected Highlights

Item	Farms	Quantity
MARKET VALUE OF AGRICULTURAL PRODUCTS SOLD (\$1,000)		
Total value of agricultural products sold	108	2,046
Value of crops including nursery and greenhouse	26	261
Value of livestock, poultry, and their products	61	1,784
VALUE OF SALES BY COMMODITY GROUP (\$1,000)		
Grains, oilseeds, dry beans, and dry peas	13	(D)
Tobacco	-	-
Cotton and cottonseed	-	-
Vegetables, melons, potatoes and sweet potatoes	-	-
Fruits, tree nuts, and berries	-	-
Nursery, greenhouse, floriculture, and sod	-	-
Cut Christmas trees and short rotation woody crops	-	-
Other crops and hay	13	(D)
Poultry and eggs	4	3
Cattle and calves	49	(D)
Milk and other dairy products from cows	1	(D)
Hogs and pigs	-	-
Sheep, goats, and their products	3	2
Horses, ponies, mules, burros, and donkeys	6	(D)
Aquaculture	-	-
Other animals and other animal products	5	-
TOP CROP ITEMS (acres)		
Forage - land used for all hay and haylage, grass silage, and greenchop	47	3,356
Wheat for grain, all	12	1,663
Pecans, all	4	60
Soybeans for beans	1	(D)
Cut Christmas trees	2	(D)
TOP LIVESTOCK INVENTORY ITEMS (number)		
Cattle and calves	66	4,210
Horses and ponies	27	183
Layers	6	155
Sheep and lambs	7	74
Goats, all	6	69

Operator Characteristics

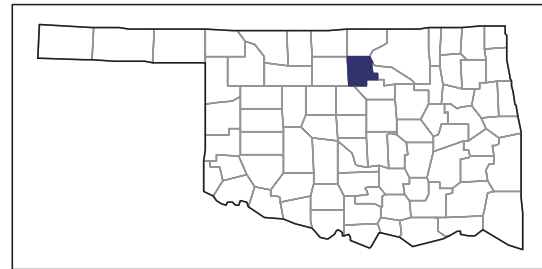
Item	Quantity
Primary occupation:	
Farming	51
Other	57
Days worked off farm:	
None	56
Any	52
Years on present farm:	
2 years or less	3
3 to 4 years	-
5 to 9 years	14
10 years or more	91
Age group:	
Under 45 years	13
45 to 64 years	43
65 years and over	52
Average age of principal operator (years)	61.7

Economic Characteristics

Item	Quantity
Farms by value of sales:	
Less than \$1,000	39
\$1,000 to \$2,499	11
\$2,500 to \$4,999	14
\$5,000 to \$9,999	7
\$10,000 to \$49,999	22
\$50,000 to \$99,999	11
\$100,000 to \$249,999	4
\$250,000 to \$499,999	-
\$500,000 or more	-
Total farm production expenses (\$1,000)	3,483
Average per farm (\$)	32,249
Net cash farm income of operation (\$1,000)	-1,020
Average per farm (\$)	-9,444
Value of agricultural products sold directly to individuals for human consumption (\$1,000)	2
Total organic product sales (\$1,000)	-
Total income from farm-related sources, gross before taxes and expenses (\$1,000)	265

See "Census of Agriculture, Volume 1, Geographic Area Series" for complete footnotes, explanations, definitions, and methodology.
(D) Cannot be disclosed. (Z) Less than half of the unit shown.

2007 CENSUS OF AGRICULTURE



Noble County – Oklahoma

Farms with Spanish, Hispanic, or Latino Operators Compared with All Farms

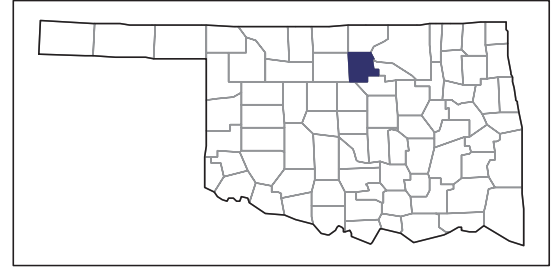
Data are not available at this geographic level for farms with Spanish, Hispanic, or Latino operators.



United States Department of Agriculture
National Agricultural Statistics Service

www.agcensus.usda.gov

2007 CENSUS OF AGRICULTURE



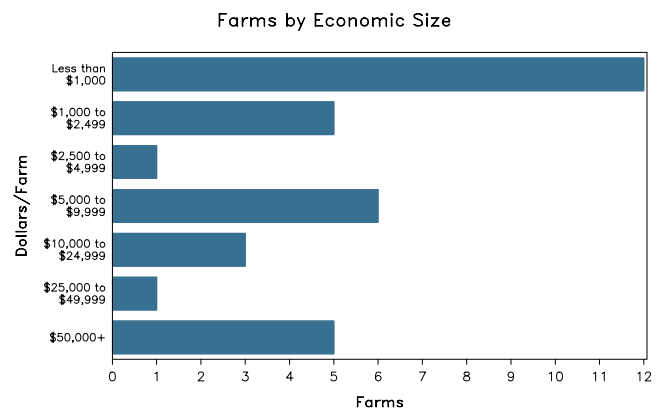
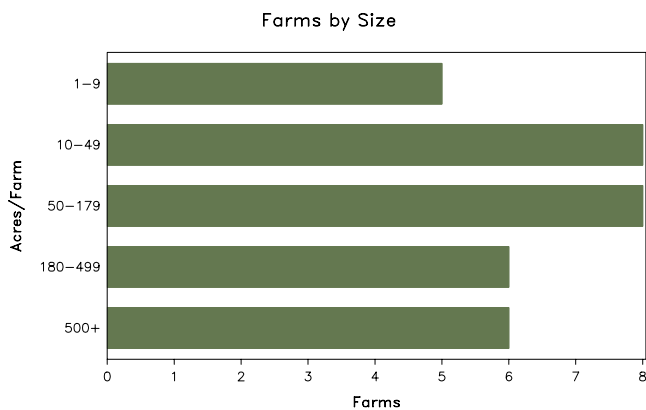
Noble County – Oklahoma

Farms with American Indian or Alaska Native Operators Compared with All Farms

	American Indian or Alaska Native Operators ²	All Farms
Number of Farm Operators ¹	40	1,274
Number of Farms	33	838
Land in Farms	14,577 acres	466,947 acres
Average Size of Farm	442 acres	557 acres
Market Value of Products Sold	\$692,000	\$37,731,000
Crop Sales	(D)	\$9,247,000
Livestock Sales	(D)	\$28,484,000
Average Per Farm	\$20,970	\$45,026
Government Payments	\$74,000	\$2,991,000
Average Per Farm Receiving Payments	\$5,695	\$6,392

See footnotes on reverse page.

Farms with American Indian or Alaska Native Operators



2007 CENSUS OF AGRICULTURE

Noble County – Oklahoma Farms with American Indian or Alaska Native Operators

Selected Highlights

Item	Farms	Quantity
MARKET VALUE OF AGRICULTURAL PRODUCTS SOLD (\$1,000)		
Total value of agricultural products sold	33	692
Value of crops including nursery and greenhouse	7	(D)
Value of livestock, poultry, and their products	22	(D)
VALUE OF SALES BY COMMODITY GROUP (\$1,000)		
Grains, oilseeds, dry beans, and dry peas	4	(D)
Tobacco	-	-
Cotton and cottonseed	-	-
Vegetables, melons, potatoes and sweet potatoes	2	(D)
Fruits, tree nuts, and berries	-	-
Nursery, greenhouse, floriculture, and sod	-	-
Cut Christmas trees and short rotation woody crops	-	-
Other crops and hay	3	(D)
Poultry and eggs	2	(D)
Cattle and calves	13	(D)
Milk and other dairy products from cows	-	-
Hogs and pigs	-	-
Sheep, goats, and their products	5	2
Horses, ponies, mules, burros, and donkeys	7	(D)
Aquaculture	-	-
Other animals and other animal products	5	1
TOP CROP ITEMS (acres)		
Forage - land used for all hay and haylage, grass silage, and greenchop	11	1,084
Soybeans for beans	2	(D)
Wheat for grain, all	2	(D)
Pecans, all	1	(D)
Vegetables harvested for sale	2	(D)
TOP LIVESTOCK INVENTORY ITEMS (number)		
Cattle and calves	17	1,204
Goats, all	3	72
Horses and ponies	10	35
Mules, burros, and donkeys	2	(D)
Colonies of bees	3	9

Operator Characteristics

Item	Quantity
Primary occupation:	
Farming	6
Other	34
Days worked off farm:	
None	6
Any	34
Years on present farm:	
2 years or less	6
3 to 4 years	3
5 to 9 years	10
10 years or more	21
Age group:	
Under 45 years	15
45 to 64 years	16
65 years and over	9
Average age (years)	51.1

Economic Characteristics

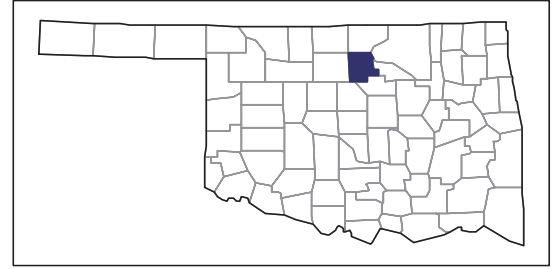
Item	Quantity
Farms by value of sales:	
Less than \$1,000	15
\$1,000 to \$2,499	2
\$2,500 to \$4,999	1
\$5,000 to \$9,999	6
\$10,000 to \$49,999	4
\$50,000 to \$99,999	3
\$100,000 to \$249,999	2
\$250,000 to \$499,999	-
\$500,000 or more	-
Total farm production expenses (\$1,000)	995
Average per farm (\$)	30,146
Net cash farm income of operation (\$1,000)	-22
Average per farm (\$)	-660
Value of agricultural products sold directly to individuals for human consumption (\$1,000)	(D)
Total organic product sales (\$1,000)	-
Total income from farm-related sources, gross before taxes and expenses (\$1,000)	(D)

See "Census of Agriculture, Volume 1, Geographic Area Series" for complete footnotes, explanations, definitions, and methodology.

(D) Cannot be disclosed. (Z) Less than half of the unit shown.

¹ Data were collected for a maximum of three operators per farm. ² Operators reporting selected race alone or in combination with other races.

2007 CENSUS OF AGRICULTURE



Noble County – Oklahoma

Farms with Asian Operators Compared with All Farms

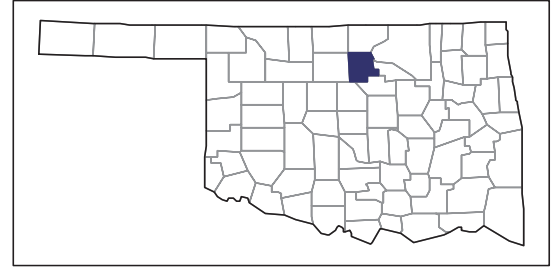
Data are not available at this geographic level for farms with Asian operators.



United States Department of Agriculture
National Agricultural Statistics Service

www.agcensus.usda.gov

2007 CENSUS OF AGRICULTURE



Noble County – Oklahoma

Farms with Black or African American Operators Compared with All Farms

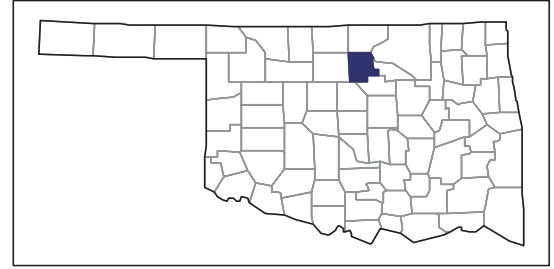
Data are not available at this geographic level for farms with Black or African American operators.



United States Department of Agriculture
National Agricultural Statistics Service

www.agcensus.usda.gov

2007 CENSUS OF AGRICULTURE



Noble County – Oklahoma

Farms with Native Hawaiian or Other Pacific Islander Operators Compared with All Farms

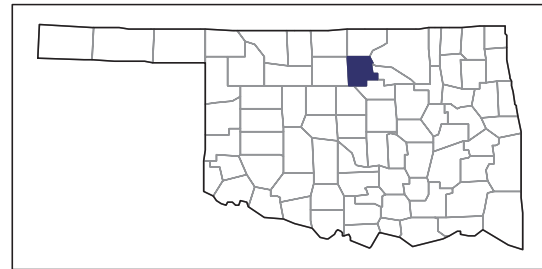
Data are not available at this geographic level for farms with Native Hawaiian or Other Pacific Islander operators.



United States Department of Agriculture
National Agricultural Statistics Service

www.agcensus.usda.gov

2007 CENSUS OF AGRICULTURE



Noble County – Oklahoma

**Farms with White Operators
Compared with All Farms**

Data are not available at this geographic level for farms with White operators.



United States Department of Agriculture
National Agricultural Statistics Service

www.agcensus.usda.gov

