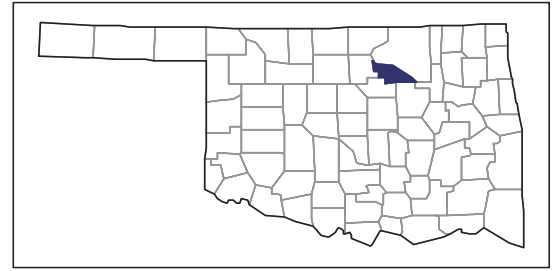


2007 CENSUS OF AGRICULTURE



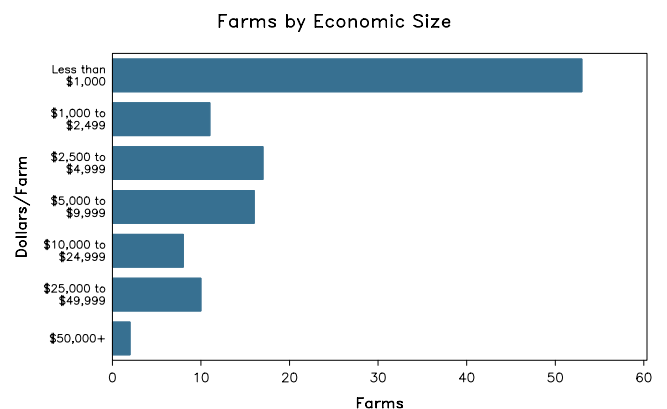
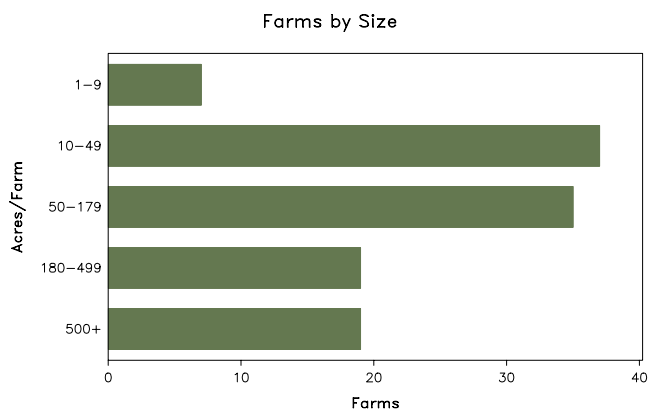
Pawnee County – Oklahoma

Farms with Women Principal Operators Compared with All Farms

	Women Principal Operators	All Farms
Number of Farms	117	862
Land in Farms	22,179 acres	297,621 acres
Average Size of Farm	190 acres	345 acres
Market Value of Products Sold	\$795,000	\$25,004,000
Crop Sales	\$268,000	\$2,163,000
Livestock Sales	\$527,000	\$22,841,000
Average Per Farm	\$6,797	\$29,007
Government Payments	\$50,000	\$630,000
Average Per Farm Receiving Payments	\$1,865	\$2,528

See footnotes on reverse page.

Farms with Women Principal Operators



2007 CENSUS OF AGRICULTURE

Pawnee County – Oklahoma Farms with Women Principal Operators

Selected Highlights

Item	Farms	Quantity
MARKET VALUE OF AGRICULTURAL PRODUCTS SOLD (\$1,000)		
Total value of agricultural products sold	117	795
Value of crops including nursery and greenhouse	26	268
Value of livestock, poultry, and their products	61	527
VALUE OF SALES BY COMMODITY GROUP (\$1,000)		
Grains, oilseeds, dry beans, and dry peas	7	(D)
Tobacco	-	-
Cotton and cottonseed	-	-
Vegetables, melons, potatoes and sweet potatoes	-	-
Fruits, tree nuts, and berries	-	-
Nursery, greenhouse, floriculture, and sod	2	(D)
Cut Christmas trees and short rotation woody crops	-	-
Other crops and hay	19	(D)
Poultry and eggs	7	4
Cattle and calves	37	475
Milk and other dairy products from cows	-	-
Hogs and pigs	3	2
Sheep, goats, and their products	19	26
Horses, ponies, mules, burros, and donkeys	6	19
Aquaculture	-	-
Other animals and other animal products	-	-
TOP CROP ITEMS (acres)		
Forage - land used for all hay and haylage, grass silage, and greenchop	48	2,518
Wheat for grain, all	7	847
Soybeans for beans	6	408
Pecans, all	2	(D)
Floriculture crops, total	2	(D)
TOP LIVESTOCK INVENTORY ITEMS (number)		
Cattle and calves	61	3,254
Goats, all	28	672
Horses and ponies	41	268
Layers	10	184
Sheep and lambs	4	(D)

Operator Characteristics

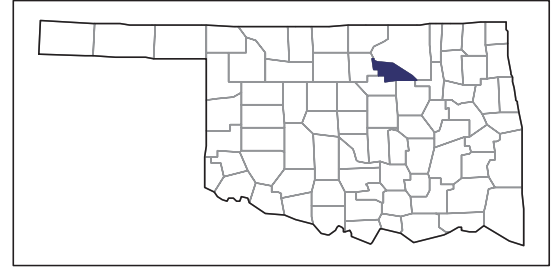
Item	Quantity
Primary occupation:	
Farming	65
Other	52
Days worked off farm:	
None	42
Any	75
Years on present farm:	
2 years or less	8
3 to 4 years	8
5 to 9 years	36
10 years or more	65
Age group:	
Under 45 years	15
45 to 64 years	50
65 years and over	52
Average age of principal operator (years)	59.5

Economic Characteristics

Item	Quantity
Farms by value of sales:	
Less than \$1,000	55
\$1,000 to \$2,499	9
\$2,500 to \$4,999	17
\$5,000 to \$9,999	18
\$10,000 to \$49,999	16
\$50,000 to \$99,999	2
\$100,000 to \$249,999	-
\$250,000 to \$499,999	-
\$500,000 or more	-
Total farm production expenses (\$1,000)	1,862
Average per farm (\$)	15,913
Net cash farm income of operation (\$1,000)	-978
Average per farm (\$)	-8,361
Value of agricultural products sold directly to individuals for human consumption (\$1,000)	5
Total organic product sales (\$1,000)	-
Total income from farm-related sources, gross before taxes and expenses (\$1,000)	38

See "Census of Agriculture, Volume 1, Geographic Area Series" for complete footnotes, explanations, definitions, and methodology.
(D) Cannot be disclosed. (Z) Less than half of the unit shown.

2007 CENSUS OF AGRICULTURE



Pawnee County – Oklahoma

Farms with Spanish, Hispanic, or Latino Operators Compared with All Farms

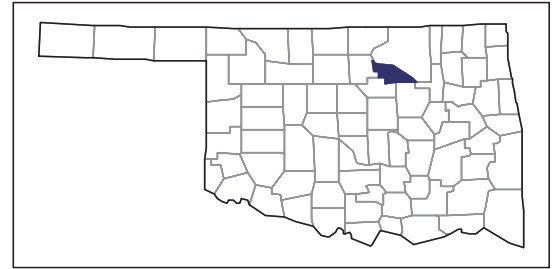
Data are not available at this geographic level for farms with Spanish, Hispanic, or Latino operators.



United States Department of Agriculture
National Agricultural Statistics Service

www.agcensus.usda.gov

2007 CENSUS OF AGRICULTURE



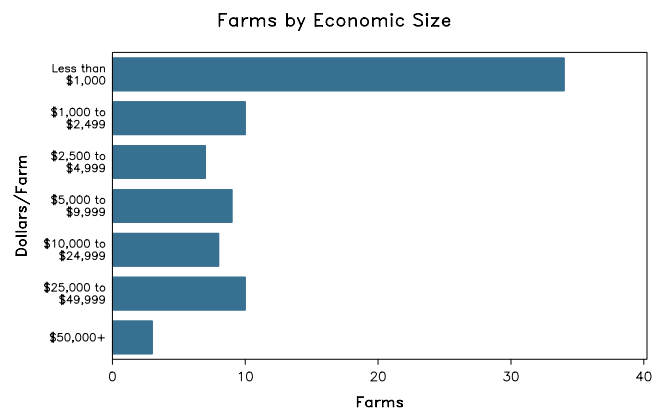
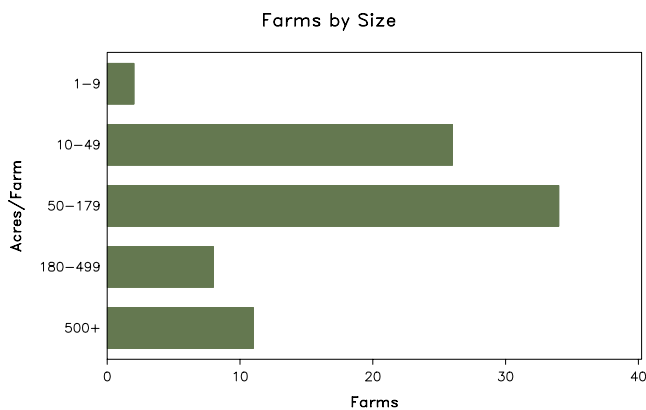
Pawnee County – Oklahoma

Farms with American Indian or Alaska Native Operators Compared with All Farms

	American Indian or Alaska Native Operators ²	All Farms
Number of Farm Operators ¹	91	1,257
Number of Farms	81	862
Land in Farms	19,498 acres	297,621 acres
Average Size of Farm	241 acres	345 acres
Market Value of Products Sold	\$815,000	\$25,004,000
Crop Sales	\$95,000	\$2,163,000
Livestock Sales	\$719,000	\$22,841,000
Average Per Farm	\$10,059	\$29,007
Government Payments	\$30,000	\$630,000
Average Per Farm Receiving Payments	\$1,432	\$2,528

See footnotes on reverse page.

Farms with American Indian or Alaska Native Operators



2007 CENSUS OF AGRICULTURE

Pawnee County – Oklahoma Farms with American Indian or Alaska Native Operators

Selected Highlights

Item	Farms	Quantity
MARKET VALUE OF AGRICULTURAL PRODUCTS SOLD (\$1,000)		
Total value of agricultural products sold	81	815
Value of crops including nursery and greenhouse	16	95
Value of livestock, poultry, and their products	49	719
VALUE OF SALES BY COMMODITY GROUP (\$1,000)		
Grains, oilseeds, dry beans, and dry peas	5	69
Tobacco	-	-
Cotton and cottonseed	-	-
Vegetables, melons, potatoes and sweet potatoes	-	-
Fruits, tree nuts, and berries	1	(D)
Nursery, greenhouse, floriculture, and sod	-	-
Cut Christmas trees and short rotation woody crops	-	-
Other crops and hay	12	(D)
Poultry and eggs	7	(D)
Cattle and calves	39	614
Milk and other dairy products from cows	1	(D)
Hogs and pigs	3	3
Sheep, goats, and their products	4	7
Horses, ponies, mules, burros, and donkeys	5	3
Aquaculture	-	-
Other animals and other animal products	3	(D)
TOP CROP ITEMS (acres)		
Forage - land used for all hay and haylage, grass silage, and greenchop	41	2,320
Soybeans for beans	4	272
Wheat for grain, all	3	170
Pecans, all	1	(D)
Apples	1	(D)
TOP LIVESTOCK INVENTORY ITEMS (number)		
Cattle and calves	46	2,362
Layers	7	284
Horses and ponies	39	196
Goats, all	7	164
Broilers and other meat-type chickens	4	64

Operator Characteristics

Item	Quantity
Primary occupation:	
Farming	19
Other	72
Days worked off farm:	
None	19
Any	72
Years on present farm:	
2 years or less	7
3 to 4 years	3
5 to 9 years	34
10 years or more	47
Age group:	
Under 45 years	21
45 to 64 years	53
65 years and over	17
Average age (years)	53.1

Economic Characteristics

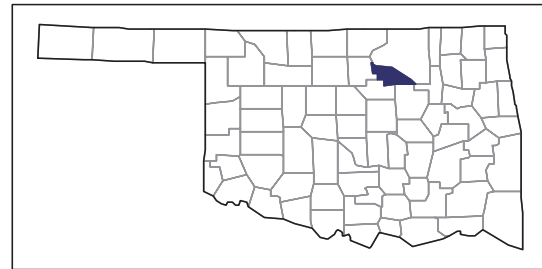
Item	Quantity
Farms by value of sales:	
Less than \$1,000	36
\$1,000 to \$2,499	9
\$2,500 to \$4,999	6
\$5,000 to \$9,999	9
\$10,000 to \$49,999	18
\$50,000 to \$99,999	2
\$100,000 to \$249,999	1
\$250,000 to \$499,999	-
\$500,000 or more	-
Total farm production expenses (\$1,000)	1,353
Average per farm (\$)	16,699
Net cash farm income of operation (\$1,000)	-487
Average per farm (\$)	-6,017
Value of agricultural products sold directly to individuals for human consumption (\$1,000)	7
Total organic product sales (\$1,000)	-
Total income from farm-related sources, gross before taxes and expenses (\$1,000)	20

See "Census of Agriculture, Volume 1, Geographic Area Series" for complete footnotes, explanations, definitions, and methodology.

(D) Cannot be disclosed. (Z) Less than half of the unit shown.

¹ Data were collected for a maximum of three operators per farm. ² Operators reporting selected race alone or in combination with other races.

2007 CENSUS *OF* AGRICULTURE



Pawnee County – Oklahoma

Farms with Asian Operators Compared with All Farms

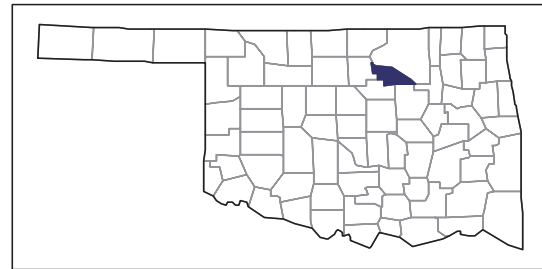
Data are not available at this geographic level for farms with Asian operators.



United States Department of Agriculture
National Agricultural Statistics Service

www.agcensus.usda.gov

2007 CENSUS OF AGRICULTURE



Pawnee County – Oklahoma

Farms with Black or African American Operators Compared with All Farms

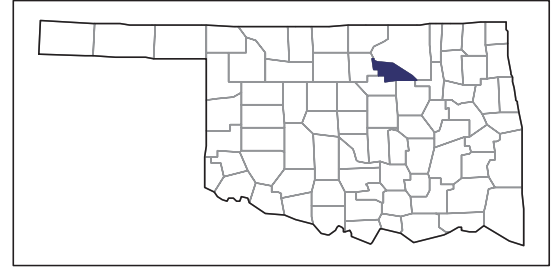
Data are not available at this geographic level for farms with Black or African American operators.



United States Department of Agriculture
National Agricultural Statistics Service

www.agcensus.usda.gov

2007 CENSUS OF AGRICULTURE



Pawnee County – Oklahoma

Farms with Native Hawaiian or Other Pacific Islander Operators Compared with All Farms

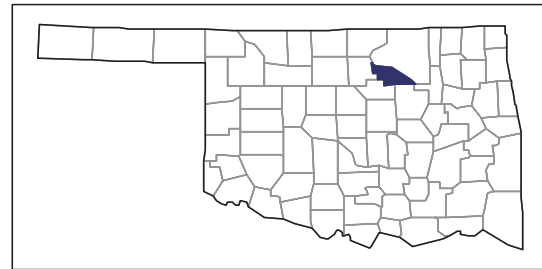
Data are not available at this geographic level for farms with Native Hawaiian or Other Pacific Islander operators.



United States Department of Agriculture
National Agricultural Statistics Service

www.agcensus.usda.gov

2007 CENSUS *OF* AGRICULTURE



Pawnee County – Oklahoma

Farms with White Operators Compared with All Farms

Data are not available at this geographic level for farms with White operators.



United States Department of Agriculture
National Agricultural Statistics Service

www.agcensus.usda.gov

