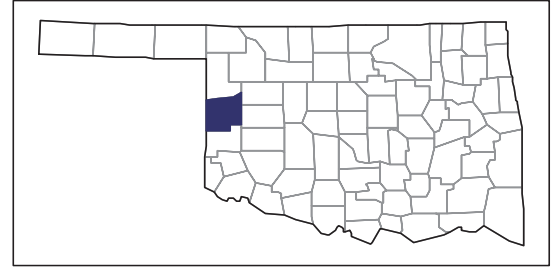


# 2007 CENSUS OF AGRICULTURE



## Roger Mills County – Oklahoma

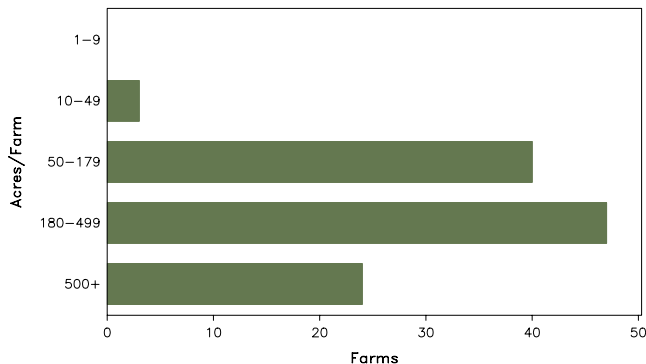
### Farms with Women Principal Operators Compared with All Farms

	Women Principal Operators	All Farms
<b>Number of Farms</b>	114	693
<b>Land in Farms</b>	60,485 acres	719,356 acres
<b>Average Size of Farm</b>	531 acres	1,038 acres
<b>Market Value of Products Sold</b>	\$1,526,000	\$36,294,000
Crop Sales	\$284,000	\$6,382,000
Livestock Sales	\$1,242,000	\$29,912,000
Average Per Farm	\$13,385	\$52,372
<b>Government Payments</b>	\$379,000	\$2,888,000
Average Per Farm Receiving Payments	\$4,674	\$6,762

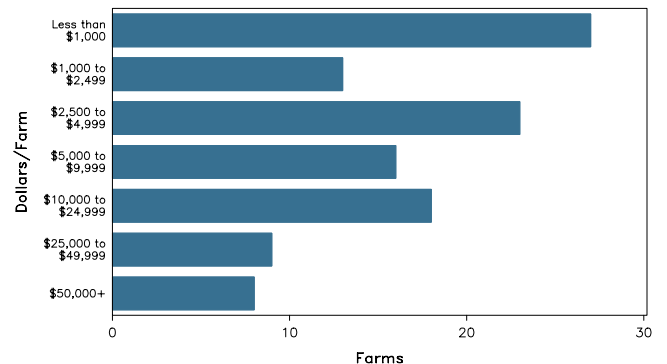
See footnotes on reverse page.

### Farms with Women Principal Operators

Farms by Size



Farms by Economic Size



# 2007 CENSUS OF AGRICULTURE

## Roger Mills County – Oklahoma Farms with Women Principal Operators

### Selected Highlights

Item	Farms	Quantity
<b>MARKET VALUE OF AGRICULTURAL PRODUCTS SOLD (\$1,000)</b>		
Total value of agricultural products sold	114	1,526
Value of crops including nursery and greenhouse	10	284
Value of livestock, poultry, and their products	40	1,242
<b>VALUE OF SALES BY COMMODITY GROUP (\$1,000)</b>		
Grains, oilseeds, dry beans, and dry peas	6	(D)
Tobacco	-	-
Cotton and cottonseed	-	-
Vegetables, melons, potatoes and sweet potatoes	-	-
Fruits, tree nuts, and berries	-	-
Nursery, greenhouse, floriculture, and sod	-	-
Cut Christmas trees and short rotation woody crops	-	-
Other crops and hay	4	(D)
Poultry and eggs	-	-
Cattle and calves	38	(D)
Milk and other dairy products from cows	-	-
Hogs and pigs	-	-
Sheep, goats, and their products	-	-
Horses, ponies, mules, burros, and donkeys	2	(D)
Aquaculture	-	-
Other animals and other animal products	-	-
<b>TOP CROP ITEMS (acres)</b>		
Forage - land used for all hay and haylage, grass silage, and greenchop	28	2,233
Wheat for grain, all	6	1,314
<b>TOP LIVESTOCK INVENTORY ITEMS (number)</b>		
Cattle and calves	57	4,010
Horses and ponies	17	99
Bison	2	(D)
Mules, burros, and donkeys	3	23
Goats, all	1	(D)

### Operator Characteristics

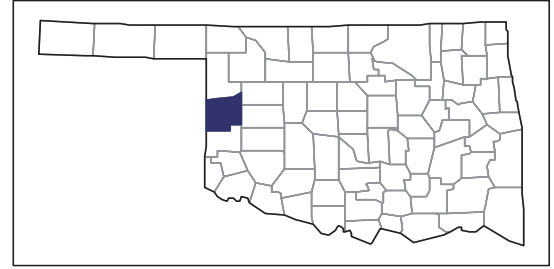
Item	Quantity
Primary occupation:	
Farming	44
Other	70
Days worked off farm:	
None	64
Any	50
Years on present farm:	
2 years or less	4
3 to 4 years	9
5 to 9 years	11
10 years or more	90
Age group:	
Under 45 years	9
45 to 64 years	34
65 years and over	71
Average age of principal operator (years)	67.4

### Economic Characteristics

Item	Quantity
Farms by value of sales:	
Less than \$1,000	70
\$1,000 to \$2,499	6
\$2,500 to \$4,999	3
\$5,000 to \$9,999	4
\$10,000 to \$49,999	23
\$50,000 to \$99,999	6
\$100,000 to \$249,999	1
\$250,000 to \$499,999	1
\$500,000 or more	-
Total farm production expenses (\$1,000)	1,761
Average per farm (\$)	15,447
Net cash farm income of operation (\$1,000)	248
Average per farm (\$)	2,173
Value of agricultural products sold directly to individuals for human consumption (\$1,000)	(D)
Total organic product sales (\$1,000)	-
Total income from farm-related sources, gross before taxes and expenses (\$1,000)	104

See "Census of Agriculture, Volume 1, Geographic Area Series" for complete footnotes, explanations, definitions, and methodology.  
(D) Cannot be disclosed. (Z) Less than half of the unit shown.

# 2007 CENSUS *OF* AGRICULTURE



## Roger Mills County – Oklahoma

### Farms with Spanish, Hispanic, or Latino Operators Compared with All Farms

Data are not available at this geographic level for farms with Spanish, Hispanic, or Latino operators.

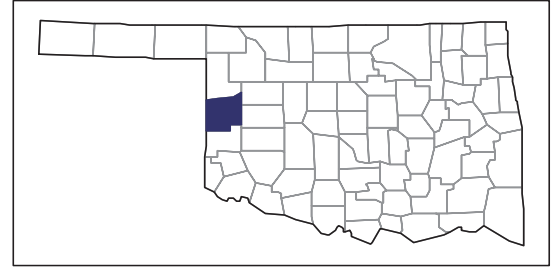


United States Department of Agriculture  
National Agricultural Statistics Service

[www.agcensus.usda.gov](http://www.agcensus.usda.gov)



# 2007 CENSUS OF AGRICULTURE



## Roger Mills County – Oklahoma

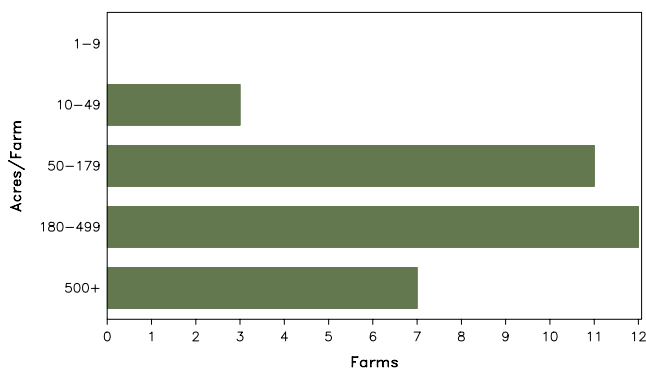
### Farms with American Indian or Alaska Native Operators Compared with All Farms

	American Indian or Alaska Native Operators <sup>2</sup>	All Farms
<b>Number of Farm Operators</b> <sup>1</sup>	38	1,024
<b>Number of Farms</b>	33	693
<b>Land in Farms</b>	11,857 acres	719,356 acres
<b>Average Size of Farm</b>	359 acres	1,038 acres
<b>Market Value of Products Sold</b>	\$298,000	\$36,294,000
Crop Sales	\$76,000	\$6,382,000
Livestock Sales	\$223,000	\$29,912,000
Average Per Farm	\$9,041	\$52,372
<b>Government Payments</b>	\$55,000	\$2,888,000
Average Per Farm Receiving Payments	\$2,772	\$6,762

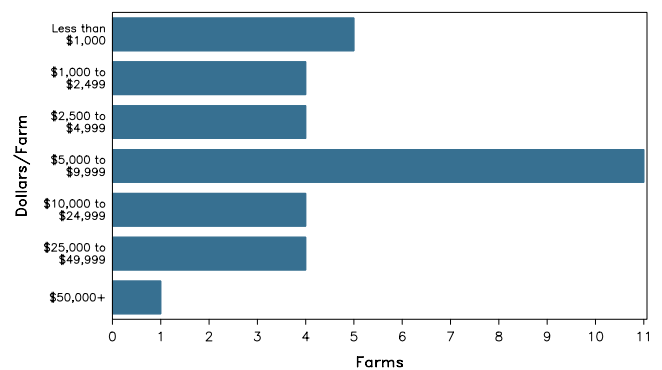
See footnotes on reverse page.

#### Farms with American Indian or Alaska Native Operators

Farms by Size



Farms by Economic Size



# 2007 CENSUS OF AGRICULTURE

## Roger Mills County – Oklahoma Farms with American Indian or Alaska Native Operators

### Selected Highlights

Item	Farms	Quantity
<b>MARKET VALUE OF AGRICULTURAL PRODUCTS SOLD (\$1,000)</b>		
Total value of agricultural products sold	33	298
Value of crops including nursery and greenhouse	7	76
Value of livestock, poultry, and their products	17	223
<b>VALUE OF SALES BY COMMODITY GROUP (\$1,000)</b>		
Grains, oilseeds, dry beans, and dry peas	4	47
Tobacco	-	-
Cotton and cottonseed	-	-
Vegetables, melons, potatoes and sweet potatoes	-	-
Fruits, tree nuts, and berries	-	-
Nursery, greenhouse, floriculture, and sod	-	-
Cut Christmas trees and short rotation woody crops	-	-
Other crops and hay	6	29
Poultry and eggs	3	(D)
Cattle and calves	15	219
Milk and other dairy products from cows	-	-
Hogs and pigs	1	(D)
Sheep, goats, and their products	4	1
Horses, ponies, mules, burros, and donkeys	3	2
Aquaculture	-	-
Other animals and other animal products	-	-
<b>TOP CROP ITEMS (acres)</b>		
Forage - land used for all hay and haylage, grass silage, and greenchop	7	498
Wheat for grain, all	4	320
Field and grass seed crops, all	1	(D)
<b>TOP LIVESTOCK INVENTORY ITEMS (number)</b>		
Cattle and calves	17	831
Horses and ponies	11	69
Sheep and lambs	3	42
Layers	3	21
Mules, burros, and donkeys	3	6

### Operator Characteristics

Item	Quantity
Primary occupation:	
Farming	11
Other	27
Days worked off farm:	
None	17
Any	21
Years on present farm:	
2 years or less	8
3 to 4 years	4
5 to 9 years	1
10 years or more	25
Age group:	
Under 45 years	13
45 to 64 years	15
65 years and over	10
Average age (years)	54.0

### Economic Characteristics

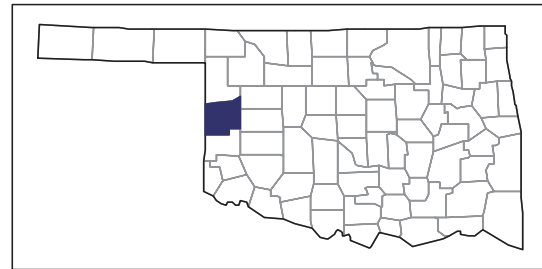
Item	Quantity
Farms by value of sales:	
Less than \$1,000	16
\$1,000 to \$2,499	-
\$2,500 to \$4,999	-
\$5,000 to \$9,999	8
\$10,000 to \$49,999	8
\$50,000 to \$99,999	1
\$100,000 to \$249,999	-
\$250,000 to \$499,999	-
\$500,000 or more	-
Total farm production expenses (\$1,000)	417
Average per farm (\$)	12,651
Net cash farm income of operation (\$1,000)	-60
Average per farm (\$)	-1,818
Value of agricultural products sold directly to individuals for human consumption (\$1,000)	(D)
Total organic product sales (\$1,000)	-
Total income from farm-related sources, gross before taxes and expenses (\$1,000)	4

See "Census of Agriculture, Volume 1, Geographic Area Series" for complete footnotes, explanations, definitions, and methodology.

(D) Cannot be disclosed. (Z) Less than half of the unit shown.

<sup>1</sup> Data were collected for a maximum of three operators per farm. <sup>2</sup> Operators reporting selected race alone or in combination with other races.

# 2007 CENSUS OF AGRICULTURE



## Roger Mills County – Oklahoma

### Farms with Asian Operators Compared with All Farms

Data are not available at this geographic level for farms with Asian operators.



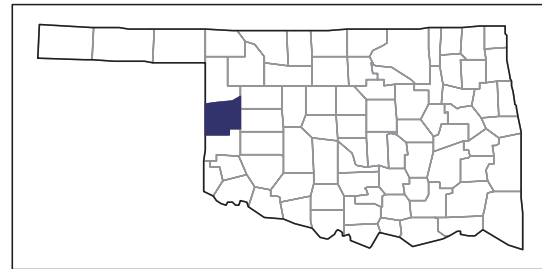
United States Department of Agriculture  
National Agricultural Statistics Service

[www.agcensus.usda.gov](http://www.agcensus.usda.gov)





# 2007 CENSUS OF AGRICULTURE



## Roger Mills County – Oklahoma

### Farms with Black or African American Operators Compared with All Farms

Data are not available at this geographic level for farms with Black or African American operators.

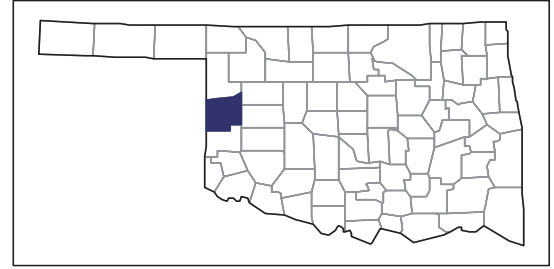


United States Department of Agriculture  
National Agricultural Statistics Service

[www.agcensus.usda.gov](http://www.agcensus.usda.gov)



# 2007 CENSUS OF AGRICULTURE



## Roger Mills County – Oklahoma

### Farms with Native Hawaiian or Other Pacific Islander Operators Compared with All Farms

Data are not available at this geographic level for farms with Native Hawaiian or Other Pacific Islander operators.

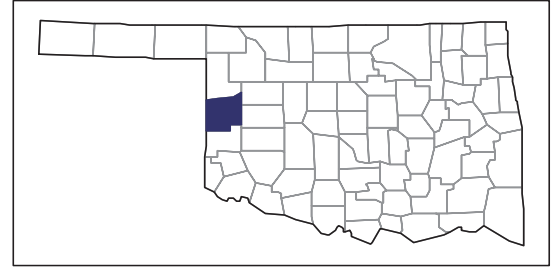


United States Department of Agriculture  
National Agricultural Statistics Service

[www.agcensus.usda.gov](http://www.agcensus.usda.gov)



# 2007 CENSUS OF AGRICULTURE



## Roger Mills County – Oklahoma

### Farms with White Operators Compared with All Farms

Data are not available at this geographic level for farms with White operators.



United States Department of Agriculture  
National Agricultural Statistics Service

[www.agcensus.usda.gov](http://www.agcensus.usda.gov)

