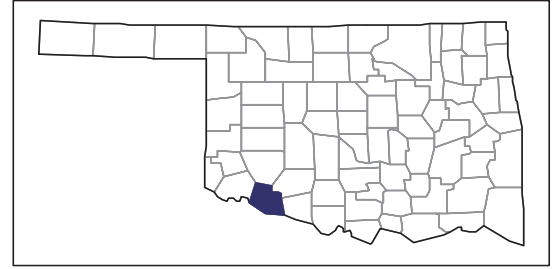


2007 CENSUS OF AGRICULTURE



Tillman County – Oklahoma

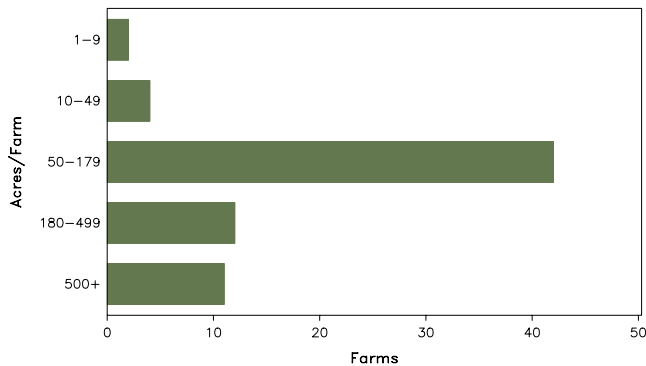
Farms with Women Principal Operators Compared with All Farms

	Women Principal Operators	All Farms
Number of Farms	71	548
Land in Farms	20,700 acres	463,943 acres
Average Size of Farm	292 acres	847 acres
Market Value of Products Sold	\$920,000	\$86,455,000
Crop Sales	\$597,000	\$42,638,000
Livestock Sales	\$323,000	\$43,817,000
Average Per Farm	\$12,957	\$157,764
Government Payments	\$358,000	\$8,480,000
Average Per Farm Receiving Payments	\$6,747	\$19,360

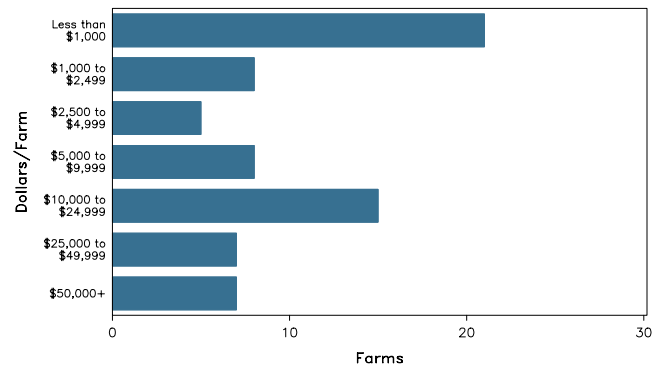
See footnotes on reverse page.

Farms with Women Principal Operators

Farms by Size



Farms by Economic Size



2007 CENSUS OF AGRICULTURE

Tillman County – Oklahoma Farms with Women Principal Operators

Selected Highlights

Item	Farms	Quantity
MARKET VALUE OF AGRICULTURAL PRODUCTS SOLD (\$1,000)		
Total value of agricultural products sold	71	920
Value of crops including nursery and greenhouse	26	597
Value of livestock, poultry, and their products	19	323
VALUE OF SALES BY COMMODITY GROUP (\$1,000)		
Grains, oilseeds, dry beans, and dry peas	16	300
Tobacco	-	-
Cotton and cottonseed	4	85
Vegetables, melons, potatoes and sweet potatoes	-	-
Fruits, tree nuts, and berries	3	2
Nursery, greenhouse, floriculture, and sod	-	-
Cut Christmas trees and short rotation woody crops	-	-
Other crops and hay	9	211
Poultry and eggs	-	-
Cattle and calves	15	199
Milk and other dairy products from cows	2	(D)
Hogs and pigs	-	-
Sheep, goats, and their products	-	-
Horses, ponies, mules, burros, and donkeys	4	(D)
Aquaculture	-	-
Other animals and other animal products	1	(D)
TOP CROP ITEMS (acres)		
Wheat for grain, all	16	1,837
Forage - land used for all hay and haylage, grass silage, and greenchop	18	1,296
Cotton, all	4	260
Pecans, all	5	72
Sorghum for grain	2	(D)
TOP LIVESTOCK INVENTORY ITEMS (number)		
Cattle and calves	26	811
Horses and ponies	13	204
Colonies of bees	3	(D)
Layers	2	(D)
Goats, all	4	35

Operator Characteristics

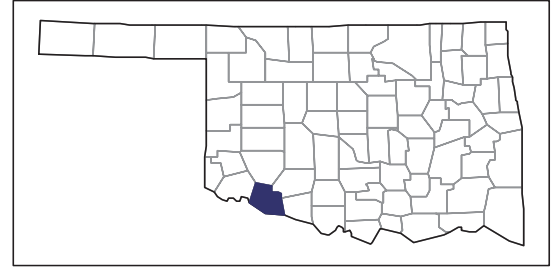
Item	Quantity
Primary occupation:	
Farming	25
Other	46
Days worked off farm:	
None	40
Any	31
Years on present farm:	
2 years or less	2
3 to 4 years	-
5 to 9 years	9
10 years or more	60
Age group:	
Under 45 years	6
45 to 64 years	19
65 years and over	46
Average age of principal operator (years)	68.4

Economic Characteristics

Item	Quantity
Farms by value of sales:	
Less than \$1,000	42
\$1,000 to \$2,499	2
\$2,500 to \$4,999	-
\$5,000 to \$9,999	5
\$10,000 to \$49,999	16
\$50,000 to \$99,999	6
\$100,000 to \$249,999	-
\$250,000 to \$499,999	-
\$500,000 or more	-
Total farm production expenses (\$1,000)	1,032
Average per farm (\$)	14,540
Net cash farm income of operation (\$1,000)	361
Average per farm (\$)	5,077
Value of agricultural products sold directly to individuals for human consumption (\$1,000)	-
Total organic product sales (\$1,000)	-
Total income from farm-related sources, gross before taxes and expenses (\$1,000)	115

See "Census of Agriculture, Volume 1, Geographic Area Series" for complete footnotes, explanations, definitions, and methodology.
(D) Cannot be disclosed. (Z) Less than half of the unit shown.

2007 CENSUS OF AGRICULTURE



Tillman County – Oklahoma

Farms with Spanish, Hispanic, or Latino Operators Compared with All Farms

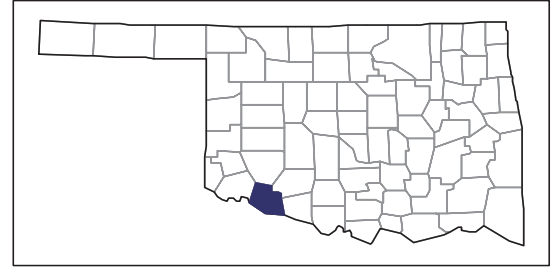
Data are not available at this geographic level for farms with Spanish, Hispanic, or Latino operators.



United States Department of Agriculture
National Agricultural Statistics Service

www.agcensus.usda.gov

2007 CENSUS OF AGRICULTURE



Tillman County – Oklahoma

Farms with American Indian or Alaska Native Operators Compared with All Farms

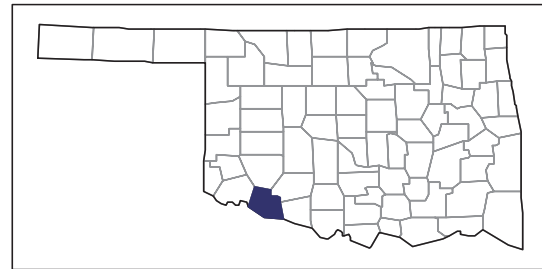
Data are not available at this geographic level for farms with American Indian or Alaska Native operators.



United States Department of Agriculture
National Agricultural Statistics Service

www.agcensus.usda.gov

2007 CENSUS OF AGRICULTURE



Tillman County – Oklahoma

Farms with Asian Operators Compared with All Farms

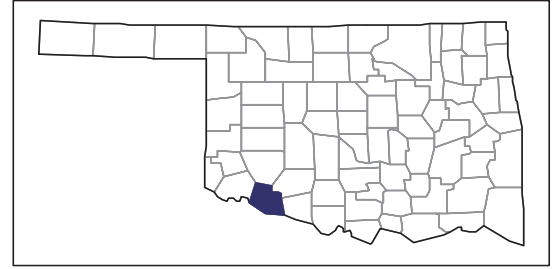
Data are not available at this geographic level for farms with Asian operators.



United States Department of Agriculture
National Agricultural Statistics Service

www.agcensus.usda.gov

2007 CENSUS OF AGRICULTURE



Tillman County – Oklahoma

Farms with Black or African American Operators Compared with All Farms

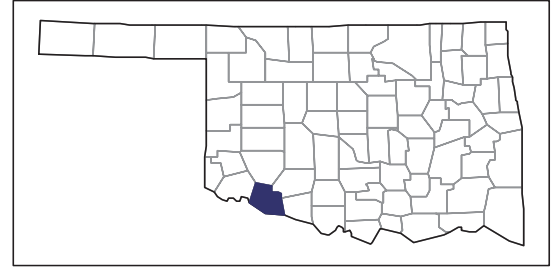
Data are not available at this geographic level for farms with Black or African American operators.



United States Department of Agriculture
National Agricultural Statistics Service

www.agcensus.usda.gov

2007 CENSUS OF AGRICULTURE



Tillman County – Oklahoma

Farms with Native Hawaiian or Other Pacific Islander Operators Compared with All Farms

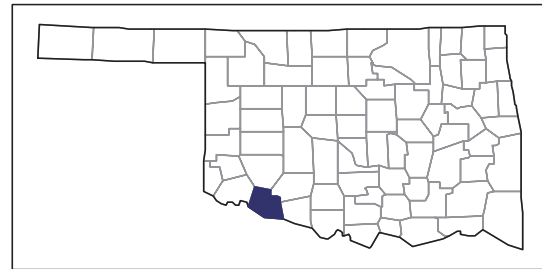
Data are not available at this geographic level for farms with Native Hawaiian or Other Pacific Islander operators.



United States Department of Agriculture
National Agricultural Statistics Service

www.agcensus.usda.gov

2007 CENSUS OF AGRICULTURE



Tillman County – Oklahoma

Farms with White Operators Compared with All Farms

Data are not available at this geographic level for farms with White operators.



United States Department of Agriculture
National Agricultural Statistics Service

www.agcensus.usda.gov

