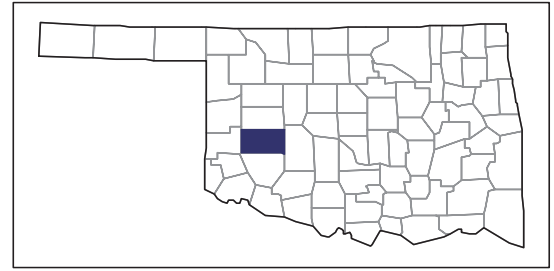


2007 CENSUS OF AGRICULTURE



Washita County – Oklahoma

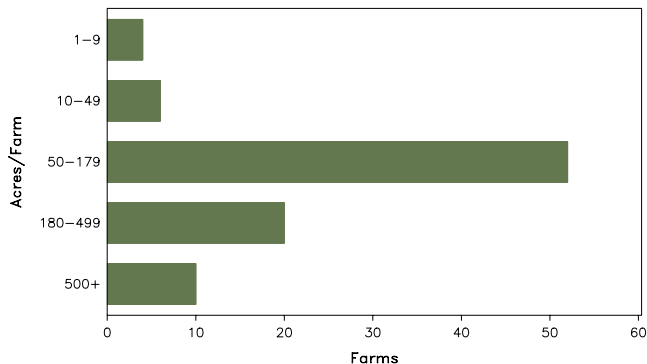
Farms with Women Principal Operators Compared with All Farms

	Women Principal Operators	All Farms
Number of Farms	92	975
Land in Farms	27,419 acres	591,031 acres
Average Size of Farm	298 acres	606 acres
Market Value of Products Sold	\$2,409,000	\$104,842,000
Crop Sales	\$1,101,000	\$36,681,000
Livestock Sales	\$1,308,000	\$68,161,000
Average Per Farm	\$26,183	\$107,531
Government Payments	\$380,000	\$8,211,000
Average Per Farm Receiving Payments	\$5,428	\$11,310

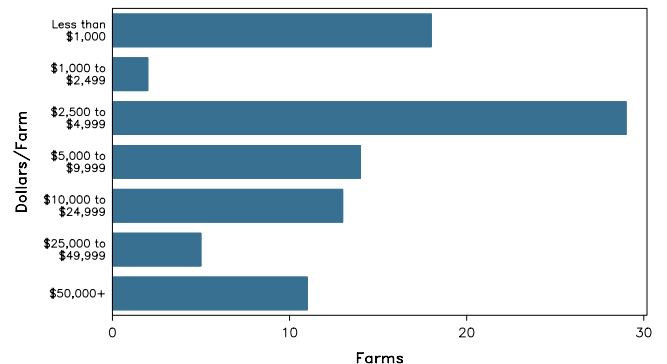
See footnotes on reverse page.

Farms with Women Principal Operators

Farms by Size



Farms by Economic Size



2007 CENSUS OF AGRICULTURE

Washita County – Oklahoma Farms with Women Principal Operators

Selected Highlights

Item	Farms	Quantity
MARKET VALUE OF AGRICULTURAL PRODUCTS SOLD (\$1,000)		
Total value of agricultural products sold	92	2,409
Value of crops including nursery and greenhouse	32	1,101
Value of livestock, poultry, and their products	31	1,308
VALUE OF SALES BY COMMODITY GROUP (\$1,000)		
Grains, oilseeds, dry beans, and dry peas	24	(D)
Tobacco	-	-
Cotton and cottonseed	2	(D)
Vegetables, melons, potatoes and sweet potatoes	-	-
Fruits, tree nuts, and berries	-	-
Nursery, greenhouse, floriculture, and sod	2	(D)
Cut Christmas trees and short rotation woody crops	-	-
Other crops and hay	8	52
Poultry and eggs	3	1
Cattle and calves	31	(D)
Milk and other dairy products from cows	-	-
Hogs and pigs	-	-
Sheep, goats, and their products	1	(D)
Horses, ponies, mules, burros, and donkeys	2	(D)
Aquaculture	-	-
Other animals and other animal products	-	-
TOP CROP ITEMS (acres)		
Wheat for grain, all	24	6,461
Forage - land used for all hay and haylage, grass silage, and greenchop	28	2,293
Cotton, all	2	(D)
Sorghum for grain	1	(D)
Barley for grain	1	(D)
TOP LIVESTOCK INVENTORY ITEMS (number)		
Cattle and calves	40	2,579
Sheep and lambs	1	(D)
Layers	3	60
Horses and ponies	12	56
Mules, burros, and donkeys	3	6

Operator Characteristics

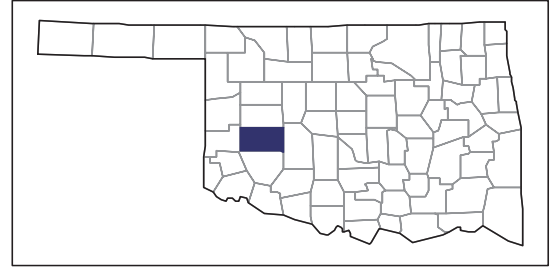
Item	Quantity
Primary occupation:	
Farming	24
Other	68
Days worked off farm:	
None	35
Any	57
Years on present farm:	
2 years or less	5
3 to 4 years	7
5 to 9 years	14
10 years or more	66
Age group:	
Under 45 years	8
45 to 64 years	32
65 years and over	52
Average age of principal operator (years)	66.5

Economic Characteristics

Item	Quantity
Farms by value of sales:	
Less than \$1,000	45
\$1,000 to \$2,499	3
\$2,500 to \$4,999	13
\$5,000 to \$9,999	6
\$10,000 to \$49,999	15
\$50,000 to \$99,999	4
\$100,000 to \$249,999	3
\$250,000 to \$499,999	3
\$500,000 or more	-
Total farm production expenses (\$1,000)	2,539
Average per farm (\$)	27,597
Net cash farm income of operation (\$1,000)	452
Average per farm (\$)	4,914
Value of agricultural products sold directly to individuals for human consumption (\$1,000)	(D)
Total organic product sales (\$1,000)	-
Total income from farm-related sources, gross before taxes and expenses (\$1,000)	202

See "Census of Agriculture, Volume 1, Geographic Area Series" for complete footnotes, explanations, definitions, and methodology.
(D) Cannot be disclosed. (Z) Less than half of the unit shown.

2007 CENSUS OF AGRICULTURE



Washita County – Oklahoma

Farms with Spanish, Hispanic, or Latino Operators Compared with All Farms

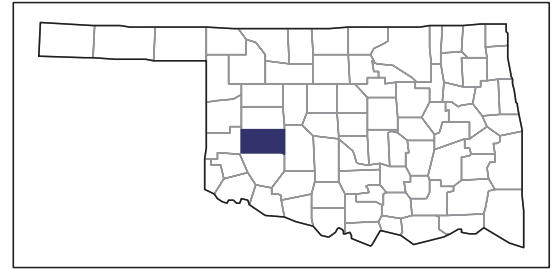
Data are not available at this geographic level for farms with Spanish, Hispanic, or Latino operators.



United States Department of Agriculture
National Agricultural Statistics Service

www.agcensus.usda.gov

2007 CENSUS OF AGRICULTURE



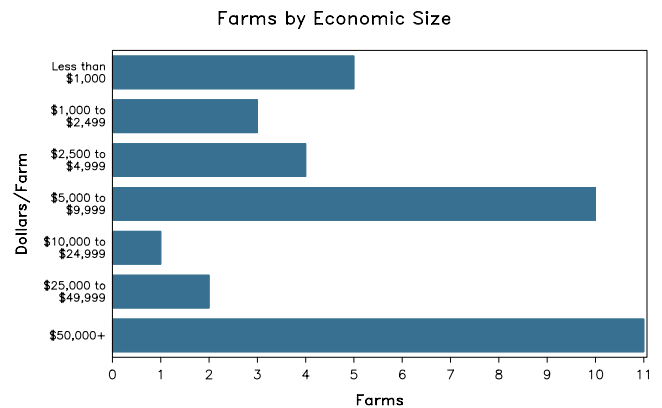
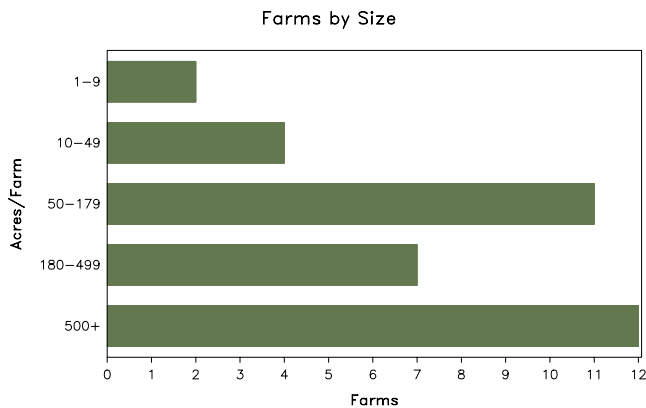
Washita County – Oklahoma

Farms with American Indian or Alaska Native Operators Compared with All Farms

	American Indian or Alaska Native Operators ²	All Farms
Number of Farm Operators ¹	43	1,342
Number of Farms	36	975
Land in Farms	15,317 acres	591,031 acres
Average Size of Farm	425 acres	606 acres
Market Value of Products Sold	\$1,601,000	\$104,842,000
Crop Sales	\$568,000	\$36,681,000
Livestock Sales	\$1,033,000	\$68,161,000
Average Per Farm	\$44,470	\$107,531
Government Payments	\$259,000	\$8,211,000
Average Per Farm Receiving Payments	\$8,919	\$11,310

See footnotes on reverse page.

Farms with American Indian or Alaska Native Operators



2007 CENSUS OF AGRICULTURE

Washita County – Oklahoma Farms with American Indian or Alaska Native Operators

Selected Highlights

Item	Farms	Quantity
MARKET VALUE OF AGRICULTURAL PRODUCTS SOLD (\$1,000)		
Total value of agricultural products sold	36	1,601
Value of crops including nursery and greenhouse	17	568
Value of livestock, poultry, and their products	14	1,033
VALUE OF SALES BY COMMODITY GROUP (\$1,000)		
Grains, oilseeds, dry beans, and dry peas	11	439
Tobacco	-	-
Cotton and cottonseed	1	(D)
Vegetables, melons, potatoes and sweet potatoes	-	-
Fruits, tree nuts, and berries	-	-
Nursery, greenhouse, floriculture, and sod	2	(D)
Cut Christmas trees and short rotation woody crops	-	-
Other crops and hay	5	(D)
Poultry and eggs	-	-
Cattle and calves	13	(D)
Milk and other dairy products from cows	-	-
Hogs and pigs	-	-
Sheep, goats, and their products	1	(D)
Horses, ponies, mules, burros, and donkeys	1	(D)
Aquaculture	-	-
Other animals and other animal products	-	-
TOP CROP ITEMS (acres)		
Wheat for grain, all	12	3,361
Forage - land used for all hay and haylage, grass silage, and greenchop	15	847
Sorghum for grain	5	340
Field and grass seed crops, all	3	120
Cotton, all	1	(D)
TOP LIVESTOCK INVENTORY ITEMS (number)		
Cattle and calves	22	1,598
Horses and ponies	12	50
Mules, burros, and donkeys	1	(D)
Bison	1	(D)
Goats, all	2	(D)

Operator Characteristics

Item	Quantity
Primary occupation:	
Farming	19
Other	24
Days worked off farm:	
None	18
Any	25
Years on present farm:	
2 years or less	-
3 to 4 years	4
5 to 9 years	6
10 years or more	33
Age group:	
Under 45 years	16
45 to 64 years	17
65 years and over	10
Average age (years)	52.9

Economic Characteristics

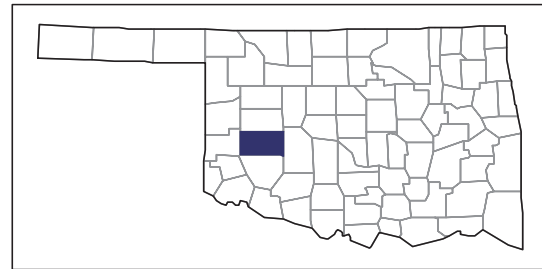
Item	Quantity
Farms by value of sales:	
Less than \$1,000	15
\$1,000 to \$2,499	-
\$2,500 to \$4,999	5
\$5,000 to \$9,999	2
\$10,000 to \$49,999	5
\$50,000 to \$99,999	6
\$100,000 to \$249,999	1
\$250,000 to \$499,999	2
\$500,000 or more	-
Total farm production expenses (\$1,000)	1,823
Average per farm (\$)	50,638
Net cash farm income of operation (\$1,000)	51
Average per farm (\$)	1,429
Value of agricultural products sold directly to individuals for human consumption (\$1,000)	-
Total organic product sales (\$1,000)	-
Total income from farm-related sources, gross before taxes and expenses (\$1,000)	15

See "Census of Agriculture, Volume 1, Geographic Area Series" for complete footnotes, explanations, definitions, and methodology.

(D) Cannot be disclosed. (Z) Less than half of the unit shown.

¹ Data were collected for a maximum of three operators per farm. ² Operators reporting selected race alone or in combination with other races.

2007 CENSUS *OF* AGRICULTURE



Washita County – Oklahoma

Farms with Asian Operators Compared with All Farms

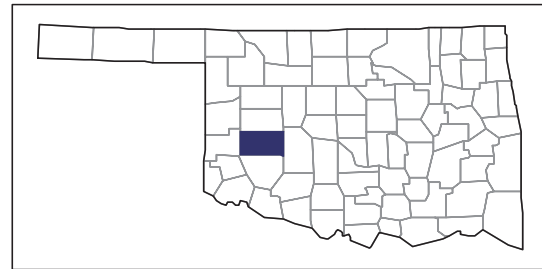
Data are not available at this geographic level for farms with Asian operators.



United States Department of Agriculture
National Agricultural Statistics Service

www.agcensus.usda.gov

2007 CENSUS OF AGRICULTURE



Washita County – Oklahoma

Farms with Black or African American Operators Compared with All Farms

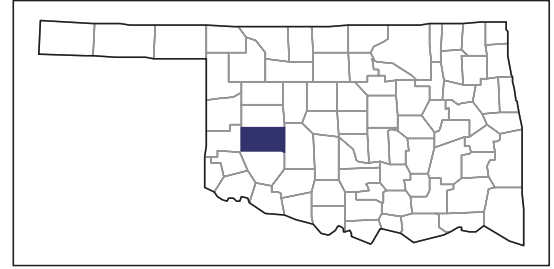
Data are not available at this geographic level for farms with Black or African American operators.



United States Department of Agriculture
National Agricultural Statistics Service

www.agcensus.usda.gov

2007 CENSUS OF AGRICULTURE



Washita County – Oklahoma

Farms with Native Hawaiian or Other Pacific Islander Operators Compared with All Farms

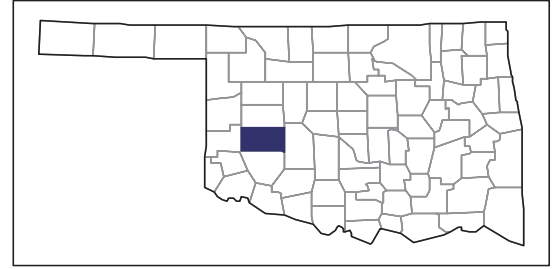
Data are not available at this geographic level for farms with Native Hawaiian or Other Pacific Islander operators.



United States Department of Agriculture
National Agricultural Statistics Service

www.agcensus.usda.gov

2007 CENSUS OF AGRICULTURE



Washita County – Oklahoma

Farms with White Operators Compared with All Farms

Data are not available at this geographic level for farms with White operators.



United States Department of Agriculture
National Agricultural Statistics Service

www.agcensus.usda.gov

