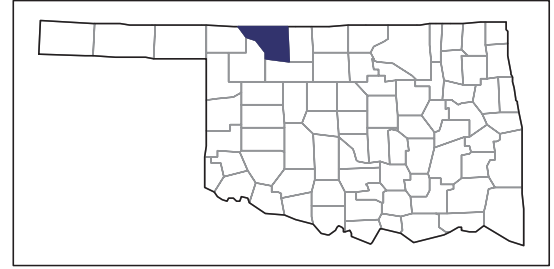


2007 CENSUS OF AGRICULTURE



Woods County – Oklahoma

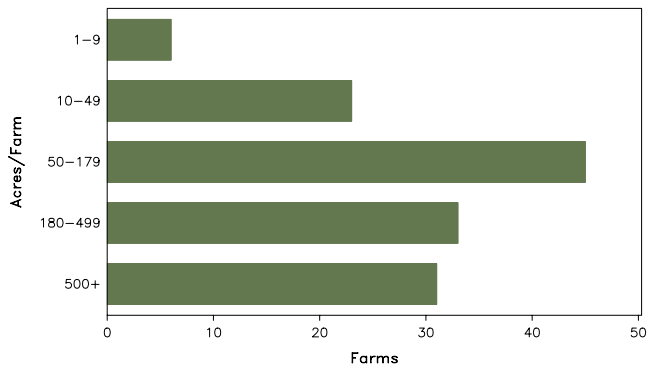
Farms with Women Principal Operators Compared with All Farms

	Women Principal Operators	All Farms
Number of Farms	138	840
Land in Farms	82,386 acres	833,775 acres
Average Size of Farm	597 acres	993 acres
Market Value of Products Sold	\$3,238,000	\$56,684,000
Crop Sales	\$582,000	\$11,776,000
Livestock Sales	\$2,656,000	\$44,908,000
Average Per Farm	\$23,464	\$67,481
Government Payments	\$578,000	\$5,400,000
Average Per Farm Receiving Payments	\$6,085	\$9,200

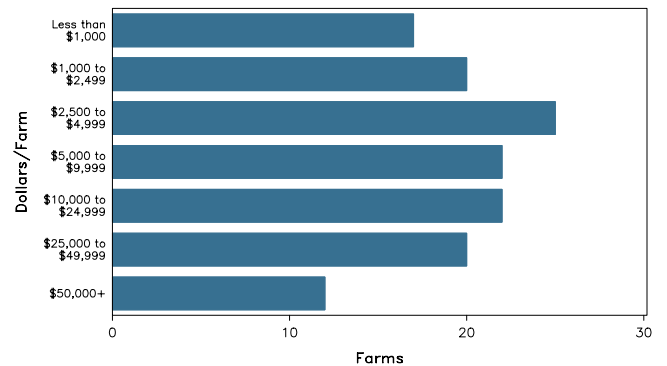
See footnotes on reverse page.

Farms with Women Principal Operators

Farms by Size



Farms by Economic Size



2007 CENSUS OF AGRICULTURE

Woods County – Oklahoma Farms with Women Principal Operators

Selected Highlights

Item	Farms	Quantity
MARKET VALUE OF AGRICULTURAL PRODUCTS SOLD (\$1,000)		
Total value of agricultural products sold	138	3,238
Value of crops including nursery and greenhouse	42	582
Value of livestock, poultry, and their products	52	2,656
VALUE OF SALES BY COMMODITY GROUP (\$1,000)		
Grains, oilseeds, dry beans, and dry peas	27	(D)
Tobacco	-	-
Cotton and cottonseed	-	-
Vegetables, melons, potatoes and sweet potatoes	4	(D)
Fruits, tree nuts, and berries	-	-
Nursery, greenhouse, floriculture, and sod	-	-
Cut Christmas trees and short rotation woody crops	-	-
Other crops and hay	13	175
Poultry and eggs	8	2
Cattle and calves	40	2,586
Milk and other dairy products from cows	-	-
Hogs and pigs	1	(D)
Sheep, goats, and their products	10	60
Horses, ponies, mules, burros, and donkeys	3	(D)
Aquaculture	-	-
Other animals and other animal products	-	-
TOP CROP ITEMS (acres)		
Wheat for grain, all	27	6,410
Forage - land used for all hay and haylage, grass silage, and greenchop	32	2,680
Vegetables harvested for sale	4	3
Beans, snap	4	(Z)
Beets	4	(Z)
TOP LIVESTOCK INVENTORY ITEMS (number)		
Cattle and calves	46	6,415
Goats, all	9	241
Horses and ponies	25	166
Layers	7	96
Sheep and lambs	4	88

Operator Characteristics

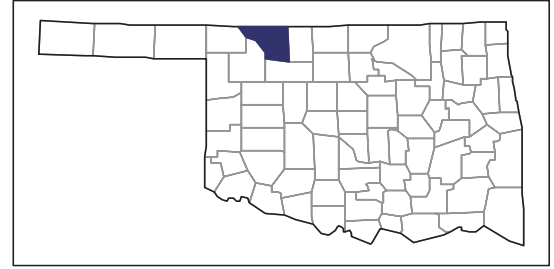
Item	Quantity
Primary occupation:	
Farming	48
Other	90
Days worked off farm:	
None	82
Any	56
Years on present farm:	
2 years or less	-
3 to 4 years	5
5 to 9 years	30
10 years or more	103
Age group:	
Under 45 years	13
45 to 64 years	53
65 years and over	72
Average age of principal operator (years)	65.3

Economic Characteristics

Item	Quantity
Farms by value of sales:	
Less than \$1,000	64
\$1,000 to \$2,499	6
\$2,500 to \$4,999	12
\$5,000 to \$9,999	10
\$10,000 to \$49,999	35
\$50,000 to \$99,999	2
\$100,000 to \$249,999	6
\$250,000 to \$499,999	2
\$500,000 or more	1
Total farm production expenses (\$1,000)	4,961
Average per farm (\$)	35,946
Net cash farm income of operation (\$1,000)	353
Average per farm (\$)	2,555
Value of agricultural products sold directly to individuals for human consumption (\$1,000)	(D)
Total organic product sales (\$1,000)	40
Total income from farm-related sources, gross before taxes and expenses (\$1,000)	1,497

See "Census of Agriculture, Volume 1, Geographic Area Series" for complete footnotes, explanations, definitions, and methodology.
(D) Cannot be disclosed. (Z) Less than half of the unit shown.

2007 CENSUS OF AGRICULTURE



Woods County – Oklahoma

Farms with Spanish, Hispanic, or Latino Operators Compared with All Farms

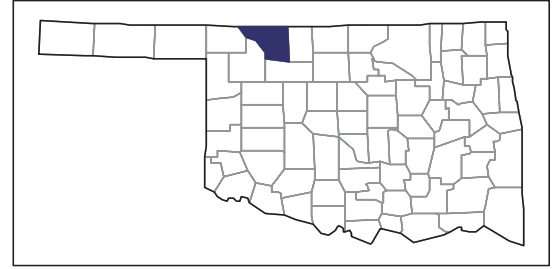
Data are not available at this geographic level for farms with Spanish, Hispanic, or Latino operators.



United States Department of Agriculture
National Agricultural Statistics Service

www.agcensus.usda.gov

2007 CENSUS OF AGRICULTURE



Woods County – Oklahoma

Farms with American Indian or Alaska Native Operators Compared with All Farms

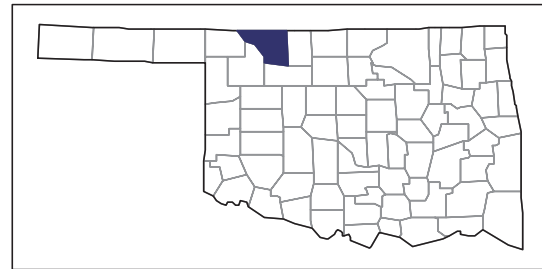
Data are not available at this geographic level for farms with American Indian or Alaska Native operators.



United States Department of Agriculture
National Agricultural Statistics Service

www.agcensus.usda.gov

2007 CENSUS OF AGRICULTURE



Woods County – Oklahoma

Farms with Asian Operators Compared with All Farms

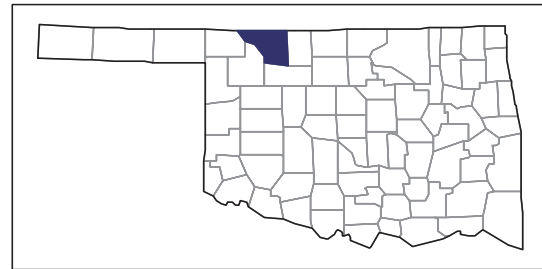
Data are not available at this geographic level for farms with Asian operators.



United States Department of Agriculture
National Agricultural Statistics Service

www.agcensus.usda.gov

2007 CENSUS OF AGRICULTURE



Woods County – Oklahoma

Farms with Black or African American Operators Compared with All Farms

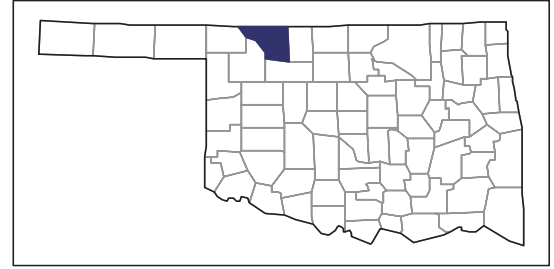
Data are not available at this geographic level for farms with Black or African American operators.



United States Department of Agriculture
National Agricultural Statistics Service

www.agcensus.usda.gov

2007 CENSUS OF AGRICULTURE



Woods County – Oklahoma

Farms with Native Hawaiian or Other Pacific Islander Operators Compared with All Farms

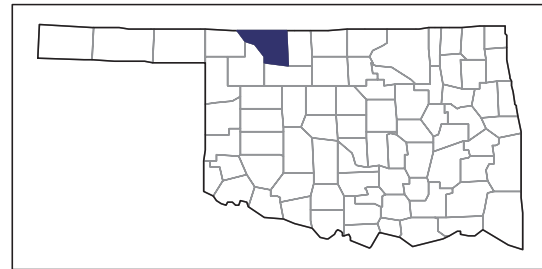
Data are not available at this geographic level for farms with Native Hawaiian or Other Pacific Islander operators.



United States Department of Agriculture
National Agricultural Statistics Service

www.agcensus.usda.gov

2007 CENSUS OF AGRICULTURE



Woods County – Oklahoma

Farms with White Operators Compared with All Farms

Data are not available at this geographic level for farms with White operators.



United States Department of Agriculture
National Agricultural Statistics Service

www.agcensus.usda.gov

