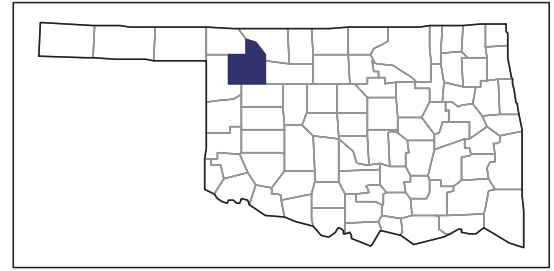


2007 CENSUS OF AGRICULTURE



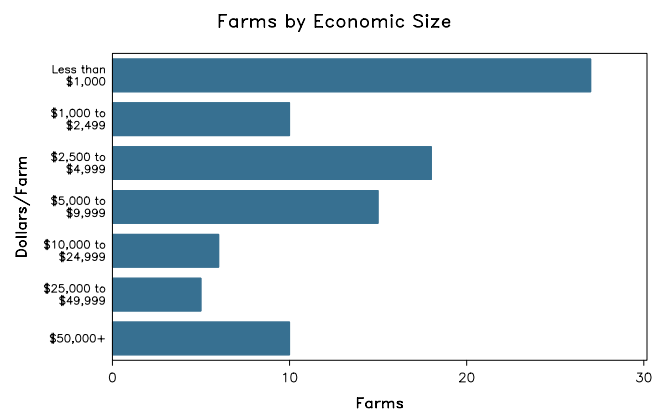
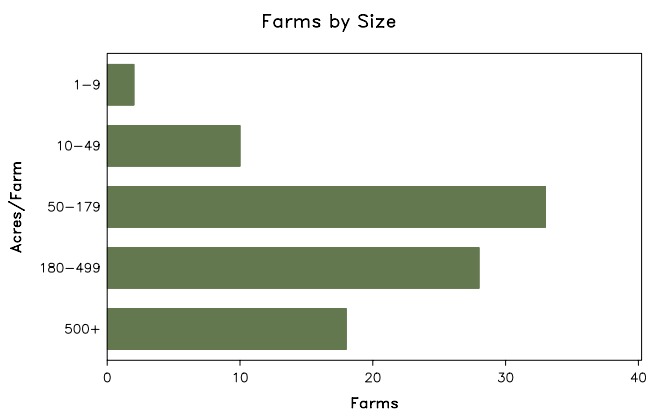
Woodward County – Oklahoma

Farms with Women Principal Operators Compared with All Farms

	Women Principal Operators	All Farms
Number of Farms	91	892
Land in Farms	39,870 acres	783,200 acres
Average Size of Farm	438 acres	878 acres
Market Value of Products Sold	\$1,449,000	\$78,676,000
Crop Sales	\$187,000	(D)
Livestock Sales	\$1,262,000	(D)
Average Per Farm	\$15,920	\$88,202
Government Payments	\$220,000	\$3,233,000
Average Per Farm Receiving Payments	\$4,487	\$6,849

See footnotes on reverse page.

Farms with Women Principal Operators



2007 CENSUS OF AGRICULTURE

Woodward County – Oklahoma Farms with Women Principal Operators

Selected Highlights

Item	Farms	Quantity
MARKET VALUE OF AGRICULTURAL PRODUCTS SOLD (\$1,000)		
Total value of agricultural products sold	91	1,449
Value of crops including nursery and greenhouse	16	187
Value of livestock, poultry, and their products	38	1,262
VALUE OF SALES BY COMMODITY GROUP (\$1,000)		
Grains, oilseeds, dry beans, and dry peas	13	177
Tobacco	-	-
Cotton and cottonseed	-	-
Vegetables, melons, potatoes and sweet potatoes	-	-
Fruits, tree nuts, and berries	-	-
Nursery, greenhouse, floriculture, and sod	-	-
Cut Christmas trees and short rotation woody crops	-	-
Other crops and hay	3	9
Poultry and eggs	1	(D)
Cattle and calves	30	1,192
Milk and other dairy products from cows	-	-
Hogs and pigs	-	-
Sheep, goats, and their products	9	(D)
Horses, ponies, mules, burros, and donkeys	2	(D)
Aquaculture	-	-
Other animals and other animal products	-	-
TOP CROP ITEMS (acres)		
Wheat for grain, all	15	2,373
Forage - land used for all hay and haylage, grass silage, and greenchop	14	690
Sorghum for grain	2	(D)
TOP LIVESTOCK INVENTORY ITEMS (number)		
Cattle and calves	35	2,667
Horses and ponies	14	271
Sheep and lambs	7	125
Goats, all	2	(D)
Layers	1	(D)

Operator Characteristics

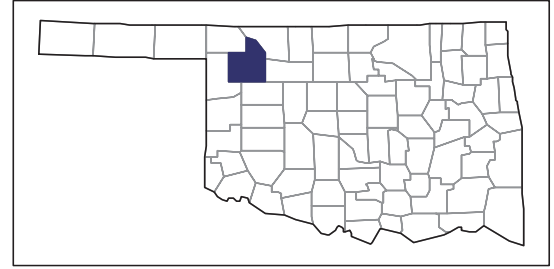
Item	Quantity
Primary occupation:	
Farming	30
Other	61
Days worked off farm:	
None	49
Any	42
Years on present farm:	
2 years or less	2
3 to 4 years	9
5 to 9 years	17
10 years or more	63
Age group:	
Under 45 years	11
45 to 64 years	24
65 years and over	56
Average age of principal operator (years)	66.4

Economic Characteristics

Item	Quantity
Farms by value of sales:	
Less than \$1,000	57
\$1,000 to \$2,499	3
\$2,500 to \$4,999	3
\$5,000 to \$9,999	10
\$10,000 to \$49,999	9
\$50,000 to \$99,999	4
\$100,000 to \$249,999	5
\$250,000 to \$499,999	-
\$500,000 or more	-
Total farm production expenses (\$1,000)	1,588
Average per farm (\$)	17,452
Net cash farm income of operation (\$1,000)	184
Average per farm (\$)	2,026
Value of agricultural products sold directly to individuals for human consumption (\$1,000)	-
Total organic product sales (\$1,000)	-
Total income from farm-related sources, gross before taxes and expenses (\$1,000)	104

See "Census of Agriculture, Volume 1, Geographic Area Series" for complete footnotes, explanations, definitions, and methodology.
(D) Cannot be disclosed. (Z) Less than half of the unit shown.

2007 CENSUS OF AGRICULTURE



Woodward County – Oklahoma

Farms with Spanish, Hispanic, or Latino Operators Compared with All Farms

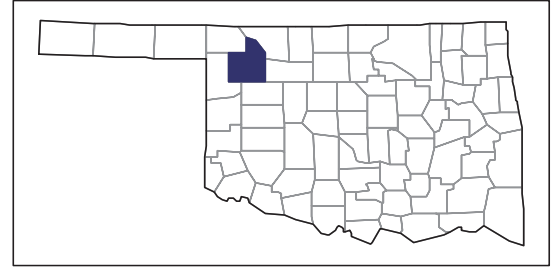
Data are not available at this geographic level for farms with Spanish, Hispanic, or Latino operators.



United States Department of Agriculture
National Agricultural Statistics Service

www.agcensus.usda.gov

2007 CENSUS OF AGRICULTURE



Woodward County – Oklahoma

Farms with American Indian or Alaska Native Operators Compared with All Farms

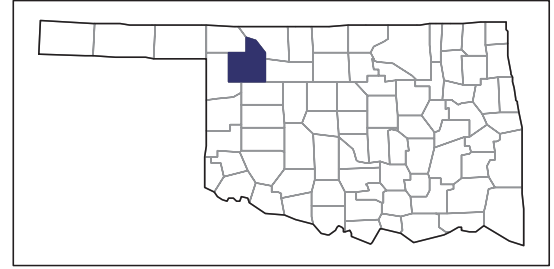
Data are not available at this geographic level for farms with American Indian or Alaska Native operators.



United States Department of Agriculture
National Agricultural Statistics Service

www.agcensus.usda.gov

2007 CENSUS OF AGRICULTURE



Woodward County – Oklahoma

Farms with Asian Operators Compared with All Farms

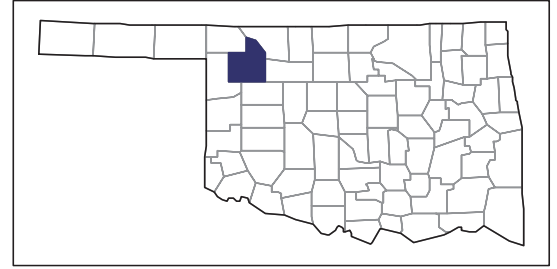
Data are not available at this geographic level for farms with Asian operators.



United States Department of Agriculture
National Agricultural Statistics Service

www.agcensus.usda.gov

2007 CENSUS OF AGRICULTURE



Woodward County – Oklahoma

Farms with Black or African American Operators Compared with All Farms

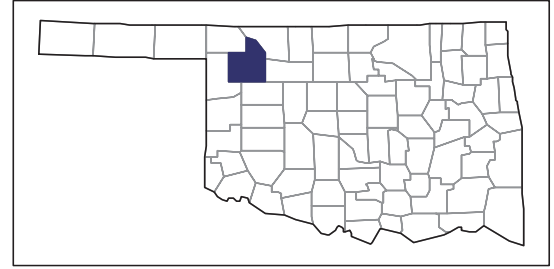
Data are not available at this geographic level for farms with Black or African American operators.



United States Department of Agriculture
National Agricultural Statistics Service

www.agcensus.usda.gov

2007 CENSUS OF AGRICULTURE



Woodward County – Oklahoma

Farms with Native Hawaiian or Other Pacific Islander Operators Compared with All Farms

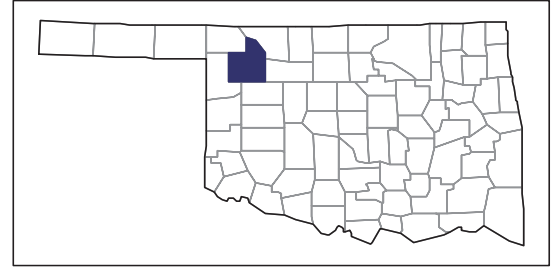
Data are not available at this geographic level for farms with Native Hawaiian or Other Pacific Islander operators.



United States Department of Agriculture
National Agricultural Statistics Service

www.agcensus.usda.gov

2007 CENSUS OF AGRICULTURE



Woodward County – Oklahoma

Farms with White Operators Compared with All Farms

Data are not available at this geographic level for farms with White operators.



United States Department of Agriculture
National Agricultural Statistics Service

www.agcensus.usda.gov

