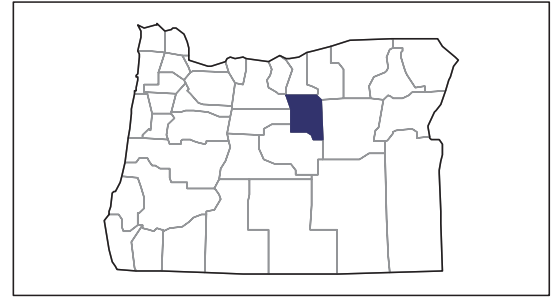


2007 CENSUS OF AGRICULTURE



Wheeler County – Oregon

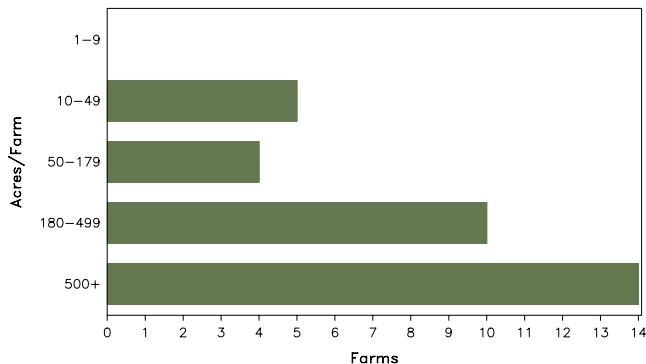
Farms with Women Principal Operators Compared with All Farms

	Women Principal Operators	All Farms
Number of Farms	33	164
Land in Farms	72,096 acres	757,780 acres
Average Size of Farm	2,185 acres	4,621 acres
Market Value of Products Sold	(D)	(D)
Crop Sales	(D)	(D)
Livestock Sales	\$502,000	\$9,037,000
Average Per Farm	(D)	(D)
Government Payments	\$61,000	\$459,000
Average Per Farm Receiving Payments	\$10,215	\$9,777

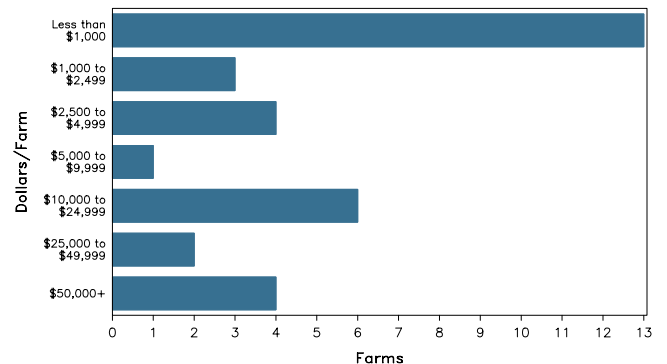
See footnotes on reverse page.

Farms with Women Principal Operators

Farms by Size



Farms by Economic Size



2007 CENSUS OF AGRICULTURE

Wheeler County – Oregon Farms with Women Principal Operators

Selected Highlights

Item	Farms	Quantity
MARKET VALUE OF AGRICULTURAL PRODUCTS SOLD (\$1,000)		
Total value of agricultural products sold	33	(D)
Value of crops including nursery and greenhouse	9	(D)
Value of livestock, poultry, and their products	17	502
VALUE OF SALES BY COMMODITY GROUP (\$1,000)		
Grains, oilseeds, dry beans, and dry peas	1	(D)
Tobacco	-	-
Cotton and cottonseed	-	-
Vegetables, melons, potatoes and sweet potatoes	-	-
Fruits, tree nuts, and berries	2	(D)
Nursery, greenhouse, floriculture, and sod	2	(D)
Cut Christmas trees and short rotation woody crops	-	-
Other crops and hay	4	(D)
Poultry and eggs	5	1
Cattle and calves	13	(D)
Milk and other dairy products from cows	-	-
Hogs and pigs	2	(D)
Sheep, goats, and their products	4	(D)
Horses, ponies, mules, burros, and donkeys	2	(D)
Aquaculture	-	-
Other animals and other animal products	-	-
TOP CROP ITEMS (acres)		
Forage - land used for all hay and haylage, grass silage, and greenchop	6	379
Oats for grain	1	(D)
Land in berries	2	(D)
TOP LIVESTOCK INVENTORY ITEMS (number)		
Cattle and calves	15	1,022
Sheep and lambs	5	103
Horses and ponies	16	93
Layers	5	54
Hogs and pigs	2	(D)

Operator Characteristics

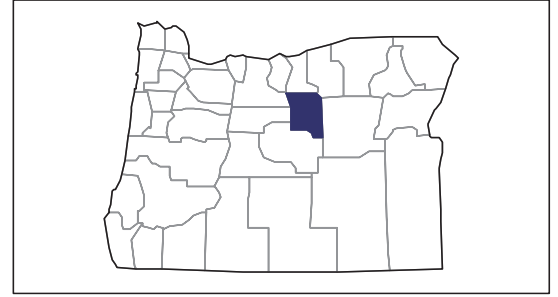
Item	Quantity
Primary occupation:	
Farming	15
Other	18
Days worked off farm:	
None	18
Any	15
Years on present farm:	
2 years or less	1
3 to 4 years	-
5 to 9 years	1
10 years or more	31
Age group:	
Under 45 years	2
45 to 64 years	18
65 years and over	13
Average age of principal operator (years)	62.1

Economic Characteristics

Item	Quantity
Farms by value of sales:	
Less than \$1,000	16
\$1,000 to \$2,499	2
\$2,500 to \$4,999	4
\$5,000 to \$9,999	2
\$10,000 to \$49,999	5
\$50,000 to \$99,999	1
\$100,000 to \$249,999	2
\$250,000 to \$499,999	1
\$500,000 or more	-
Total farm production expenses (\$1,000)	792
Average per farm (\$)	23,993
Net cash farm income of operation (\$1,000)	3
Average per farm (\$)	91
Value of agricultural products sold directly to individuals for human consumption (\$1,000)	(D)
Total organic product sales (\$1,000)	-
Total income from farm-related sources, gross before taxes and expenses (\$1,000)	57

See "Census of Agriculture, Volume 1, Geographic Area Series" for complete footnotes, explanations, definitions, and methodology.
(D) Cannot be disclosed. (Z) Less than half of the unit shown.

2007 CENSUS OF AGRICULTURE



Wheeler County – Oregon

Farms with Spanish, Hispanic, or Latino Operators Compared with All Farms

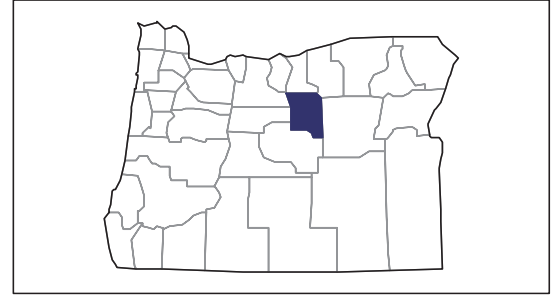
Data are not available at this geographic level for farms with Spanish, Hispanic, or Latino operators.



United States Department of Agriculture
National Agricultural Statistics Service

www.agcensus.usda.gov

2007 CENSUS OF AGRICULTURE



Wheeler County – Oregon

Farms with American Indian or Alaska Native Operators Compared with All Farms

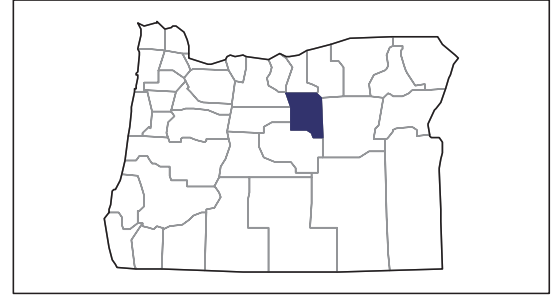
Data are not available at this geographic level for farms with American Indian or Alaska Native operators.



United States Department of Agriculture
National Agricultural Statistics Service

www.agcensus.usda.gov

2007 CENSUS *OF* AGRICULTURE



Wheeler County – Oregon

**Farms with Asian Operators
Compared with All Farms**

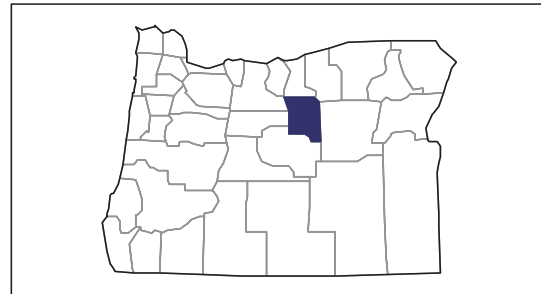
Data are not available at this geographic level for farms with Asian operators.



United States Department of Agriculture
National Agricultural Statistics Service

www.agcensus.usda.gov

2007 CENSUS OF AGRICULTURE



Wheeler County – Oregon

Farms with Black or African American Operators Compared with All Farms

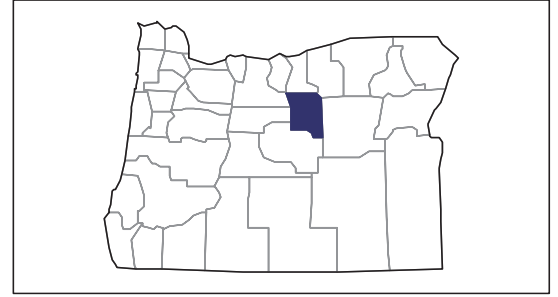
Data are not available at this geographic level for farms with Black or African American operators.



United States Department of Agriculture
National Agricultural Statistics Service

www.agcensus.usda.gov

2007 CENSUS OF AGRICULTURE



Wheeler County – Oregon

Farms with Native Hawaiian or Other Pacific Islander Operators Compared with All Farms

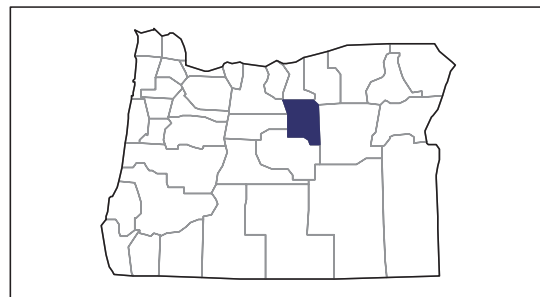
Data are not available at this geographic level for farms with Native Hawaiian or Other Pacific Islander operators.



United States Department of Agriculture
National Agricultural Statistics Service

www.agcensus.usda.gov

2007 CENSUS *OF* AGRICULTURE



Wheeler County – Oregon

Farms with White Operators Compared with All Farms

Data are not available at this geographic level for farms with White operators.



United States Department of Agriculture
National Agricultural Statistics Service

www.agcensus.usda.gov

