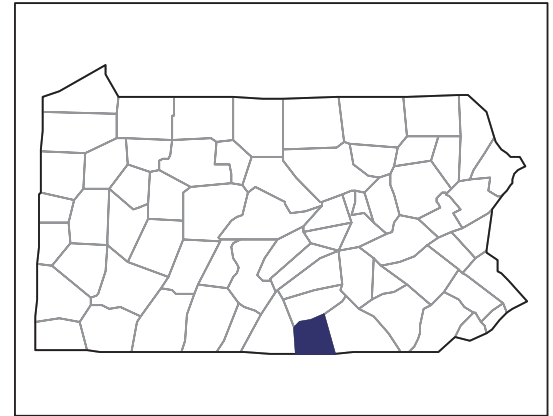


2007 CENSUS OF AGRICULTURE



Adams County – Pennsylvania

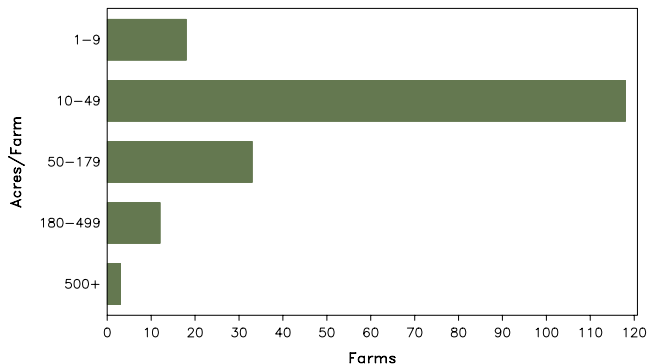
Farms with Women Principal Operators Compared with All Farms

	Women Principal Operators	All Farms
Number of Farms	184	1,289
Land in Farms	11,675 acres	174,595 acres
Average Size of Farm	63 acres	135 acres
Market Value of Products Sold	\$4,700,000	\$216,994,000
Crop Sales	\$3,377,000	\$70,386,000
Livestock Sales	\$1,323,000	\$146,608,000
Average Per Farm	\$25,545	\$168,343
Government Payments	\$119,000	\$1,853,000
Average Per Farm Receiving Payments	\$2,833	\$4,552

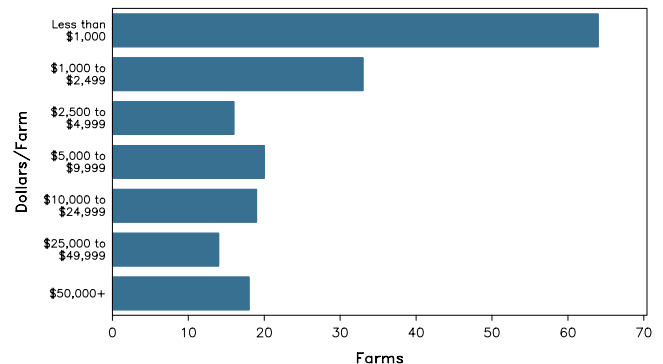
See footnotes on reverse page.

Farms with Women Principal Operators

Farms by Size



Farms by Economic Size



2007 CENSUS OF AGRICULTURE

Adams County – Pennsylvania Farms with Women Principal Operators

Selected Highlights

Item	Farms	Quantity
MARKET VALUE OF AGRICULTURAL PRODUCTS SOLD (\$1,000)		
Total value of agricultural products sold	184	4,700
Value of crops including nursery and greenhouse	58	3,377
Value of livestock, poultry, and their products	79	1,323
VALUE OF SALES BY COMMODITY GROUP (\$1,000)		
Grains, oilseeds, dry beans, and dry peas	19	477
Tobacco	-	-
Cotton and cottonseed	-	-
Vegetables, melons, potatoes and sweet potatoes	9	109
Fruits, tree nuts, and berries	9	1,979
Nursery, greenhouse, floriculture, and sod	13	462
Cut Christmas trees and short rotation woody crops	-	-
Other crops and hay	21	350
Poultry and eggs	17	(D)
Cattle and calves	24	127
Milk and other dairy products from cows	9	644
Hogs and pigs	7	(D)
Sheep, goats, and their products	26	162
Horses, ponies, mules, burros, and donkeys	20	158
Aquaculture	-	-
Other animals and other animal products	7	(D)
TOP CROP ITEMS (acres)		
Forage - land used for all hay and haylage, grass silage, and greenchop	69	2,419
Corn for grain	13	(D)
Apples	6	813
Corn for silage or greenchop	8	509
Wheat for grain, all	10	(D)
TOP LIVESTOCK INVENTORY ITEMS (number)		
Turkeys	5	(D)
Cattle and calves	45	1,477
Sheep and lambs	18	961
Goats, all	32	713
Horses and ponies	93	709

Operator Characteristics

Item	Quantity
Primary occupation:	
Farming	87
Other	97
Days worked off farm:	
None	66
Any	118
Years on present farm:	
2 years or less	15
3 to 4 years	9
5 to 9 years	49
10 years or more	111
Age group:	
Under 45 years	51
45 to 64 years	98
65 years and over	35
Average age of principal operator (years)	54.3

Economic Characteristics

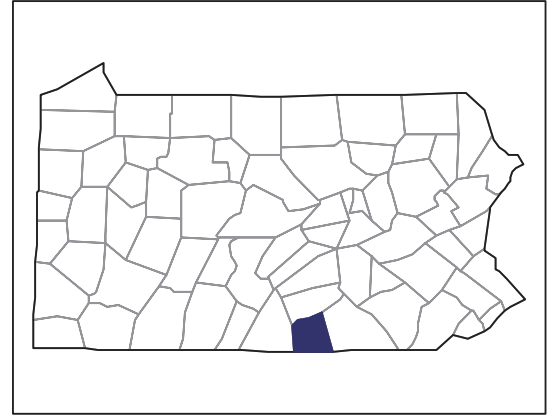
Item	Quantity
Farms by value of sales:	
Less than \$1,000	77
\$1,000 to \$2,499	26
\$2,500 to \$4,999	11
\$5,000 to \$9,999	19
\$10,000 to \$49,999	33
\$50,000 to \$99,999	7
\$100,000 to \$249,999	7
\$250,000 to \$499,999	1
\$500,000 or more	3
Total farm production expenses (\$1,000)	5,973
Average per farm (\$)	32,465
Net cash farm income of operation (\$1,000)	-565
Average per farm (\$)	-3,069
Value of agricultural products sold directly to individuals for human consumption (\$1,000)	164
Total organic product sales (\$1,000)	5
Total income from farm-related sources, gross before taxes and expenses (\$1,000)	590

See "Census of Agriculture, Volume 1, Geographic Area Series" for complete footnotes, explanations, definitions, and methodology.
(D) Cannot be disclosed. (Z) Less than half of the unit shown.

2007 CENSUS *OF* AGRICULTURE

Adams County – Pennsylvania

Farms with Spanish, Hispanic, or Latino Operators Compared with All Farms



Data are not available at this geographic level for farms with Spanish, Hispanic, or Latino operators.



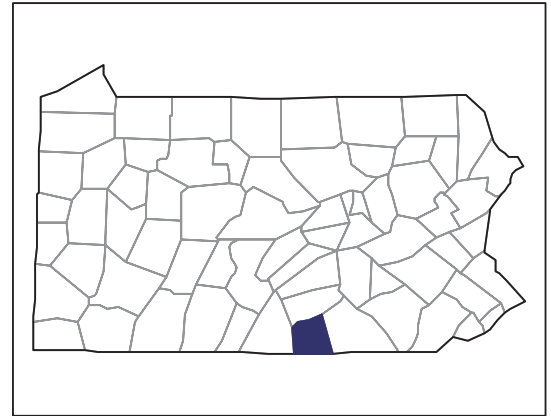
United States Department of Agriculture
National Agricultural Statistics Service

www.agcensus.usda.gov

2007 CENSUS *OF* AGRICULTURE

Adams County – Pennsylvania

Farms with American Indian or Alaska Native Operators Compared with All Farms



Data are not available at this geographic level for farms with American Indian or Alaska Native operators.



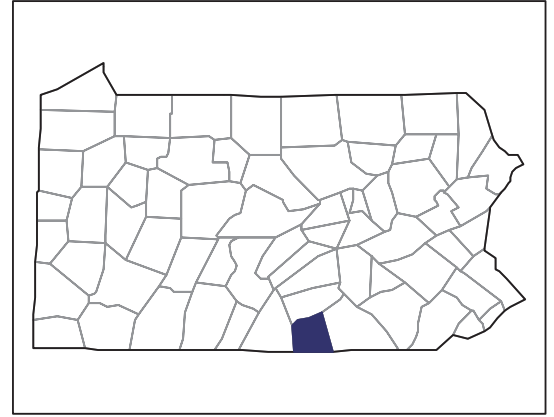
United States Department of Agriculture
National Agricultural Statistics Service

www.agcensus.usda.gov

2007 CENSUS *OF* AGRICULTURE

Adams County – Pennsylvania

**Farms with Asian Operators
Compared with All Farms**



Data are not available at this geographic level for farms with Asian operators.



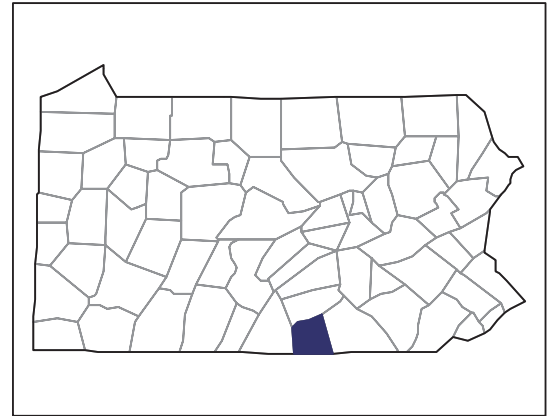
United States Department of Agriculture
National Agricultural Statistics Service

www.agcensus.usda.gov

2007 CENSUS OF AGRICULTURE

Adams County – Pennsylvania

Farms with Black or African American Operators Compared with All Farms



Data are not available at this geographic level for farms with Black or African American operators.



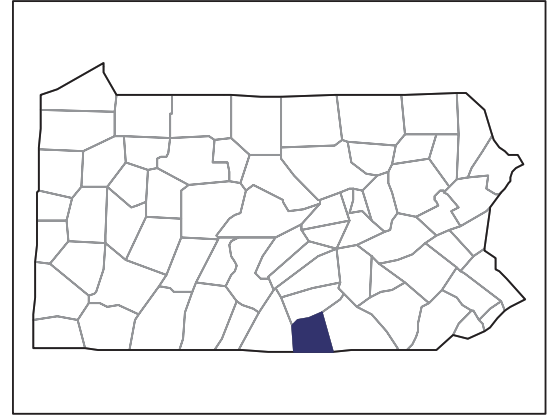
United States Department of Agriculture
National Agricultural Statistics Service

www.agcensus.usda.gov

2007 CENSUS *OF* AGRICULTURE

Adams County – Pennsylvania

Farms with Native Hawaiian or Other Pacific Islander Operators Compared with All Farms



Data are not available at this geographic level for farms with Native Hawaiian or Other Pacific Islander operators.



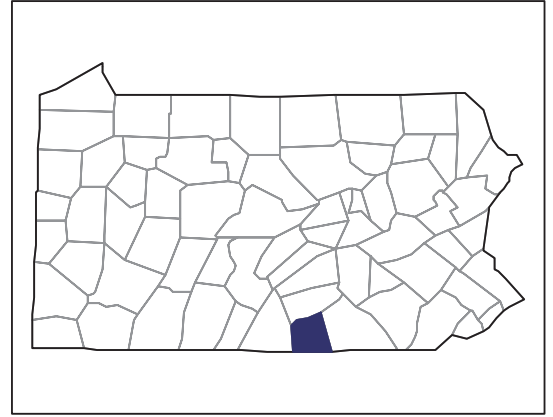
United States Department of Agriculture
National Agricultural Statistics Service

www.agcensus.usda.gov

2007 CENSUS OF AGRICULTURE

Adams County – Pennsylvania

Farms with White Operators Compared with All Farms



Data are not available at this geographic level for farms with White operators.



United States Department of Agriculture
National Agricultural Statistics Service

www.agcensus.usda.gov

