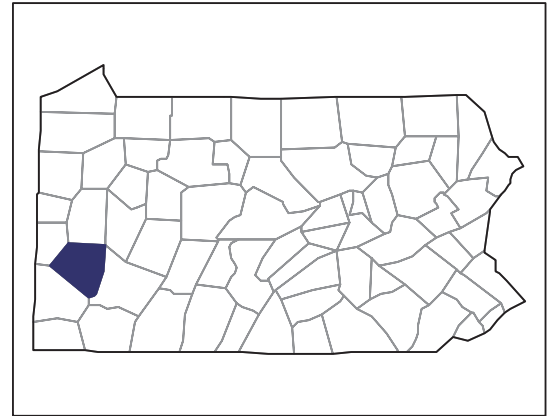


2007 CENSUS OF AGRICULTURE

Allegheny County – Pennsylvania

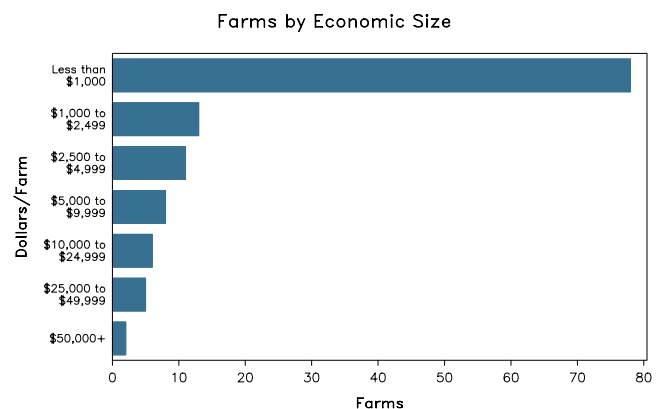
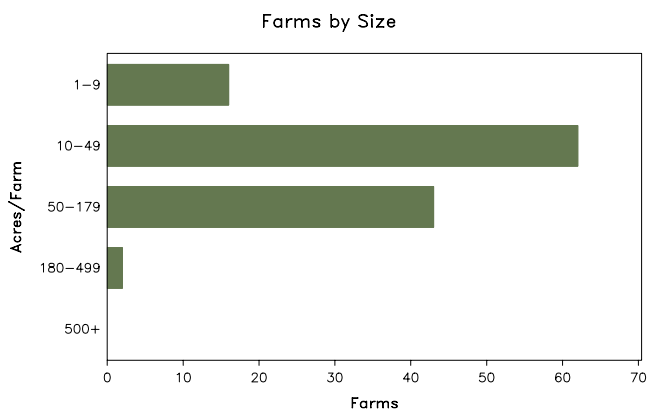
Farms with Women Principal Operators Compared with All Farms



	Women Principal Operators	All Farms
Number of Farms	123	534
Land in Farms	5,878 acres	38,023 acres
Average Size of Farm	48 acres	71 acres
Market Value of Products Sold	\$700,000	\$9,514,000
Crop Sales	\$482,000	\$8,153,000
Livestock Sales	\$218,000	\$1,362,000
Average Per Farm	\$5,691	\$17,817
Government Payments	(D)	\$57,000
Average Per Farm Receiving Payments	(D)	\$1,623

See footnotes on reverse page.

Farms with Women Principal Operators



2007 CENSUS OF AGRICULTURE

Allegheny County – Pennsylvania Farms with Women Principal Operators

Selected Highlights

Item	Farms	Quantity
MARKET VALUE OF AGRICULTURAL PRODUCTS SOLD (\$1,000)		
Total value of agricultural products sold	123	700
Value of crops including nursery and greenhouse	38	482
Value of livestock, poultry, and their products	38	218
VALUE OF SALES BY COMMODITY GROUP (\$1,000)		
Grains, oilseeds, dry beans, and dry peas	6	23
Tobacco	-	-
Cotton and cottonseed	-	-
Vegetables, melons, potatoes and sweet potatoes	15	214
Fruits, tree nuts, and berries	5	21
Nursery, greenhouse, floriculture, and sod	12	202
Cut Christmas trees and short rotation woody crops	-	-
Other crops and hay	12	22
Poultry and eggs	19	(D)
Cattle and calves	4	8
Milk and other dairy products from cows	-	-
Hogs and pigs	-	-
Sheep, goats, and their products	5	1
Horses, ponies, mules, burros, and donkeys	8	(D)
Aquaculture	-	-
Other animals and other animal products	5	(D)
TOP CROP ITEMS (acres)		
Forage - land used for all hay and haylage, grass silage, and greenchop	24	824
Corn for grain	4	36
Vegetables harvested for sale	15	28
Wheat for grain, all	4	26
Oats for grain	2	(D)
TOP LIVESTOCK INVENTORY ITEMS (number)		
Horses and ponies	53	375
Layers	21	233
Broilers and other meat-type chickens	1	(D)
Colonies of bees	4	144
Cattle and calves	12	103

Operator Characteristics

Item	Quantity
Primary occupation:	
Farming	57
Other	66
Days worked off farm:	
None	59
Any	64
Years on present farm:	
2 years or less	6
3 to 4 years	5
5 to 9 years	22
10 years or more	90
Age group:	
Under 45 years	13
45 to 64 years	61
65 years and over	49
Average age of principal operator (years)	61.3

Economic Characteristics

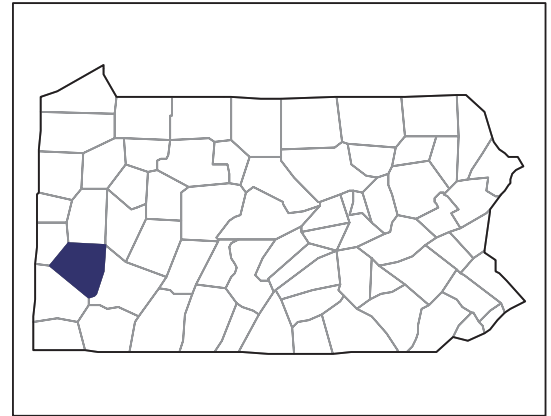
Item	Quantity
Farms by value of sales:	
Less than \$1,000	81
\$1,000 to \$2,499	10
\$2,500 to \$4,999	11
\$5,000 to \$9,999	8
\$10,000 to \$49,999	11
\$50,000 to \$99,999	1
\$100,000 to \$249,999	1
\$250,000 to \$499,999	-
\$500,000 or more	-
Total farm production expenses (\$1,000)	2,418
Average per farm (\$)	19,655
Net cash farm income of operation (\$1,000)	-1,496
Average per farm (\$)	-12,165
Value of agricultural products sold directly to individuals for human consumption (\$1,000)	168
Total organic product sales (\$1,000)	(D)
Total income from farm-related sources, gross before taxes and expenses (\$1,000)	218

See "Census of Agriculture, Volume 1, Geographic Area Series" for complete footnotes, explanations, definitions, and methodology.
(D) Cannot be disclosed. (Z) Less than half of the unit shown.

2007 CENSUS OF AGRICULTURE

Allegheny County – Pennsylvania

Farms with Spanish, Hispanic, or Latino Operators Compared with All Farms



Data are not available at this geographic level for farms with Spanish, Hispanic, or Latino operators.



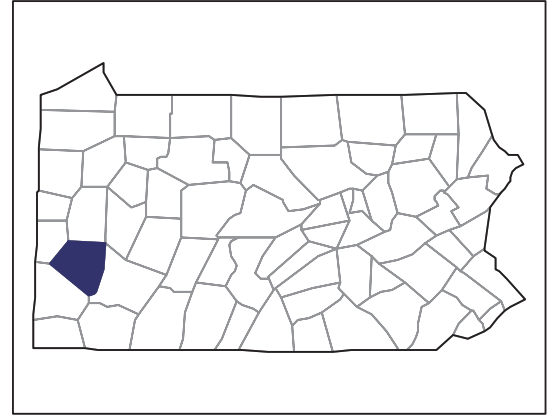
United States Department of Agriculture
National Agricultural Statistics Service

www.agcensus.usda.gov

2007 CENSUS OF AGRICULTURE

Allegheny County – Pennsylvania

Farms with American Indian or Alaska Native Operators Compared with All Farms



Data are not available at this geographic level for farms with American Indian or Alaska Native operators.



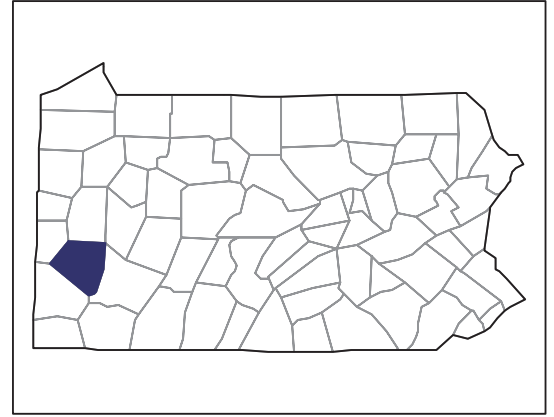
United States Department of Agriculture
National Agricultural Statistics Service

www.agcensus.usda.gov

2007 CENSUS OF AGRICULTURE

Allegheny County – Pennsylvania

**Farms with Asian Operators
Compared with All Farms**



Data are not available at this geographic level for farms with Asian operators.



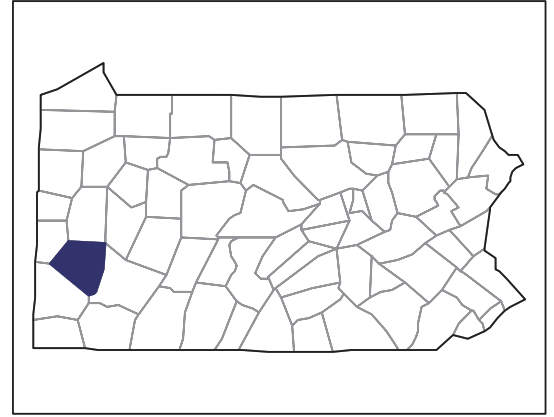
United States Department of Agriculture
National Agricultural Statistics Service

www.agcensus.usda.gov

2007 CENSUS OF AGRICULTURE

Allegheny County – Pennsylvania

Farms with Black or African American Operators Compared with All Farms



Data are not available at this geographic level for farms with Black or African American operators.



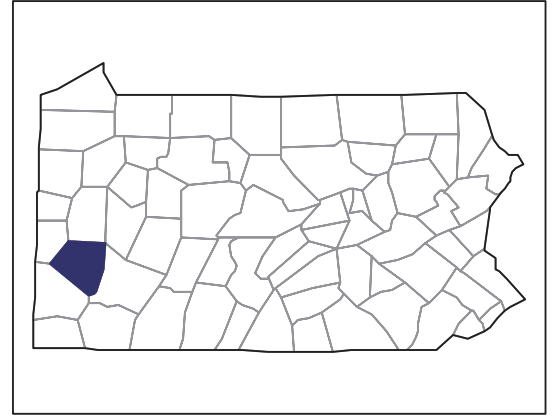
United States Department of Agriculture
National Agricultural Statistics Service

www.agcensus.usda.gov

2007 CENSUS OF AGRICULTURE

Allegheny County – Pennsylvania

Farms with Native Hawaiian or Other Pacific Islander Operators Compared with All Farms



Data are not available at this geographic level for farms with Native Hawaiian or Other Pacific Islander operators.



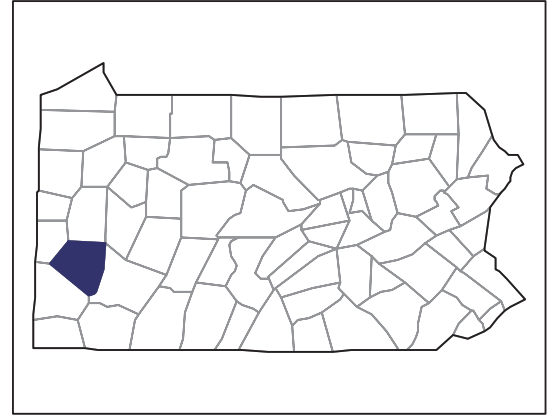
United States Department of Agriculture
National Agricultural Statistics Service

www.agcensus.usda.gov

2007 CENSUS OF AGRICULTURE

Allegheny County – Pennsylvania

Farms with White Operators Compared with All Farms



Data are not available at this geographic level for farms with White operators.



United States Department of Agriculture
National Agricultural Statistics Service

www.agcensus.usda.gov

