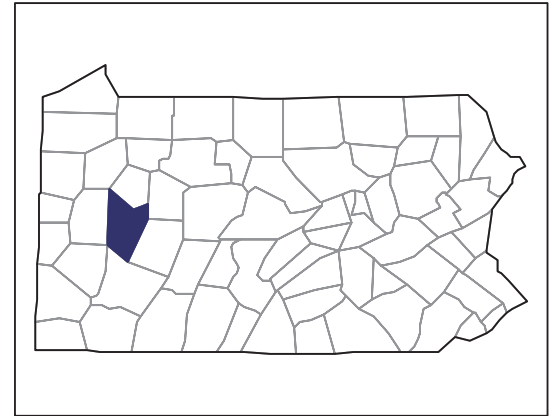


# 2007 CENSUS OF AGRICULTURE



## Armstrong County – Pennsylvania

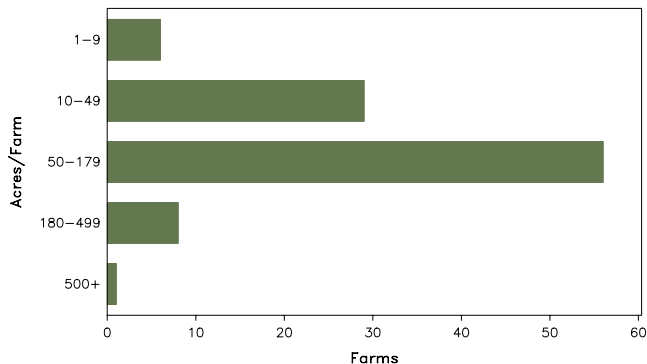
### Farms with Women Principal Operators Compared with All Farms

	Women Principal Operators	All Farms
<b>Number of Farms</b>	100	794
<b>Land in Farms</b>	8,069 acres	122,275 acres
<b>Average Size of Farm</b>	81 acres	154 acres
<b>Market Value of Products Sold</b>	\$424,000	\$51,976,000
Crop Sales	\$347,000	\$34,464,000
Livestock Sales	\$77,000	\$17,512,000
Average Per Farm	\$4,239	\$65,461
<b>Government Payments</b>	\$9,000	\$587,000
Average Per Farm Receiving Payments	\$1,799	\$3,297

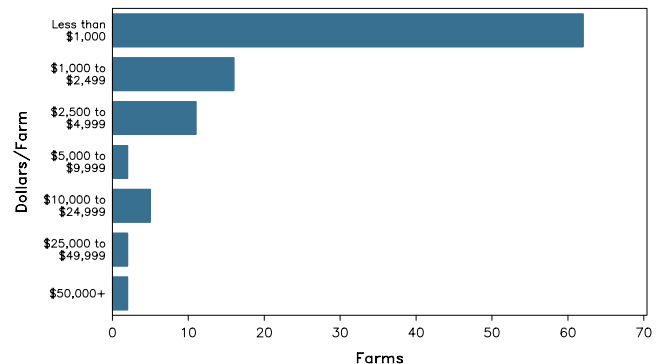
See footnotes on reverse page.

### Farms with Women Principal Operators

Farms by Size



Farms by Economic Size



# 2007 CENSUS OF AGRICULTURE

## Armstrong County – Pennsylvania Farms with Women Principal Operators

### Selected Highlights

Item	Farms	Quantity
<b>MARKET VALUE OF AGRICULTURAL PRODUCTS SOLD (\$1,000)</b>		
Total value of agricultural products sold	100	424
Value of crops including nursery and greenhouse	26	347
Value of livestock, poultry, and their products	47	77
<b>VALUE OF SALES BY COMMODITY GROUP (\$1,000)</b>		
Grains, oilseeds, dry beans, and dry peas	3	(D)
Tobacco	-	-
Cotton and cottonseed	-	-
Vegetables, melons, potatoes and sweet potatoes	4	(D)
Fruits, tree nuts, and berries	1	(D)
Nursery, greenhouse, floriculture, and sod	4	94
Cut Christmas trees and short rotation woody crops	3	(D)
Other crops and hay	16	130
Poultry and eggs	17	(D)
Cattle and calves	12	43
Milk and other dairy products from cows	-	-
Hogs and pigs	4	1
Sheep, goats, and their products	18	12
Horses, ponies, mules, burros, and donkeys	6	(D)
Aquaculture	-	-
Other animals and other animal products	6	(D)
<b>TOP CROP ITEMS (acres)</b>		
Forage - land used for all hay and haylage, grass silage, and greenchop	28	1,266
Cut Christmas trees	8	(D)
Corn for grain	5	63
Oats for grain	3	18
Corn for silage or greenchop	1	(D)
<b>TOP LIVESTOCK INVENTORY ITEMS (number)</b>		
Quail	4	(D)
Layers	26	378
Horses and ponies	41	245
Cattle and calves	15	220
Goats, all	16	219

### Operator Characteristics

Item	Quantity
Primary occupation:	
Farming	43
Other	57
Days worked off farm:	
None	48
Any	52
Years on present farm:	
2 years or less	6
3 to 4 years	6
5 to 9 years	19
10 years or more	69
Age group:	
Under 45 years	22
45 to 64 years	49
65 years and over	29
Average age of principal operator (years)	56.0

### Economic Characteristics

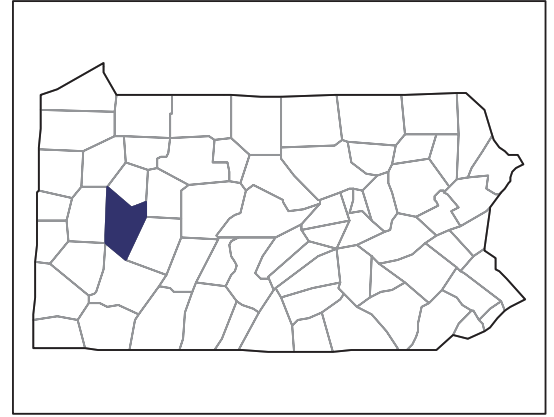
Item	Quantity
Farms by value of sales:	
Less than \$1,000	63
\$1,000 to \$2,499	16
\$2,500 to \$4,999	10
\$5,000 to \$9,999	2
\$10,000 to \$49,999	7
\$50,000 to \$99,999	1
\$100,000 to \$249,999	1
\$250,000 to \$499,999	-
\$500,000 or more	-
Total farm production expenses (\$1,000)	939
Average per farm (\$)	9,387
Net cash farm income of operation (\$1,000)	-422
Average per farm (\$)	-4,222
Value of agricultural products sold directly to individuals for human consumption (\$1,000)	(D)
Total organic product sales (\$1,000)	(D)
Total income from farm-related sources, gross before taxes and expenses (\$1,000)	84

See "Census of Agriculture, Volume 1, Geographic Area Series" for complete footnotes, explanations, definitions, and methodology.  
(D) Cannot be disclosed. (Z) Less than half of the unit shown.

# 2007 CENSUS OF AGRICULTURE

## Armstrong County – Pennsylvania

### Farms with Spanish, Hispanic, or Latino Operators Compared with All Farms



Data are not available at this geographic level for farms with Spanish, Hispanic, or Latino operators.



United States Department of Agriculture  
National Agricultural Statistics Service

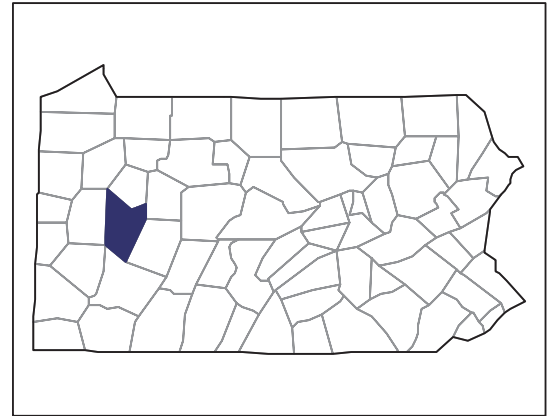
[www.agcensus.usda.gov](http://www.agcensus.usda.gov)



# 2007 CENSUS OF AGRICULTURE

## Armstrong County – Pennsylvania

### Farms with American Indian or Alaska Native Operators Compared with All Farms



Data are not available at this geographic level for farms with American Indian or Alaska Native operators.



United States Department of Agriculture  
National Agricultural Statistics Service

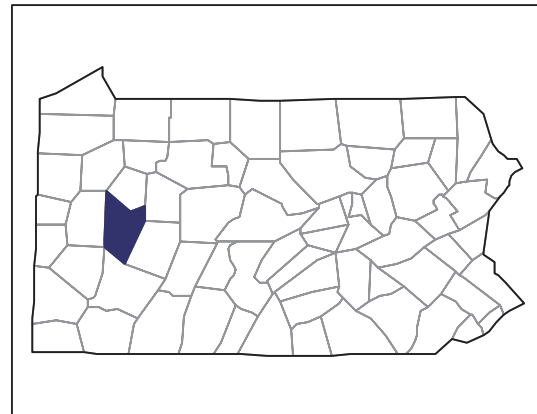
[www.agcensus.usda.gov](http://www.agcensus.usda.gov)



# 2007 CENSUS OF AGRICULTURE

## Armstrong County – Pennsylvania

### Farms with Asian Operators Compared with All Farms



Data are not available at this geographic level for farms with Asian operators.



United States Department of Agriculture  
National Agricultural Statistics Service

[www.agcensus.usda.gov](http://www.agcensus.usda.gov)

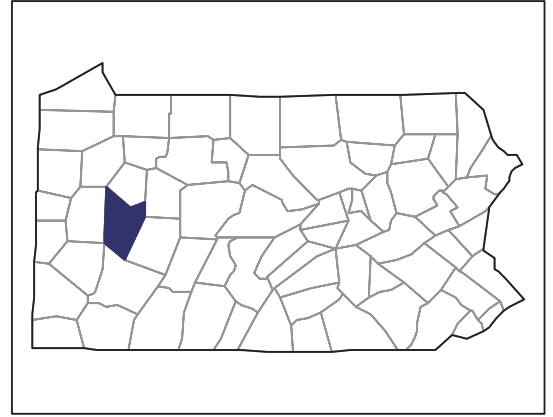




# 2007 CENSUS *OF* AGRICULTURE

## Armstrong County – Pennsylvania

### Farms with Black or African American Operators Compared with All Farms



Data are not available at this geographic level for farms with Black or African American operators.



United States Department of Agriculture  
National Agricultural Statistics Service

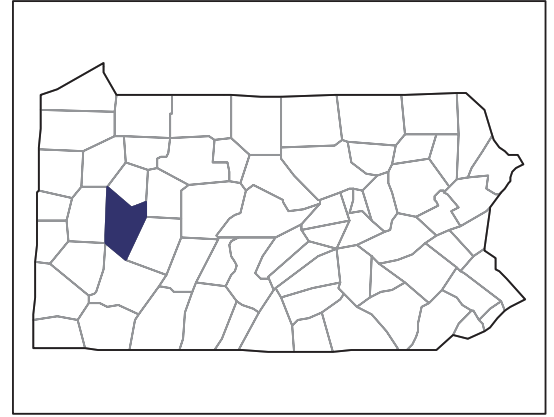
[www.agcensus.usda.gov](http://www.agcensus.usda.gov)



# 2007 CENSUS OF AGRICULTURE

## Armstrong County – Pennsylvania

### Farms with Native Hawaiian or Other Pacific Islander Operators Compared with All Farms



Data are not available at this geographic level for farms with Native Hawaiian or Other Pacific Islander operators.



United States Department of Agriculture  
National Agricultural Statistics Service

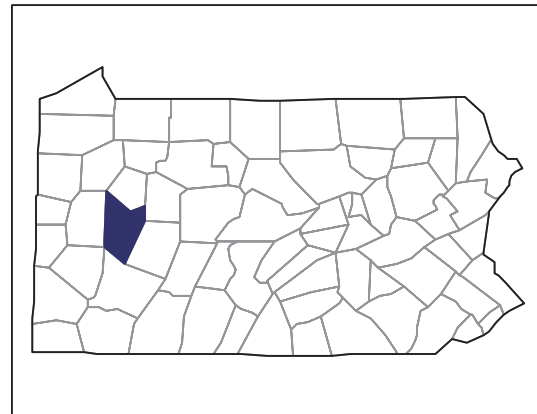
[www.agcensus.usda.gov](http://www.agcensus.usda.gov)



# 2007 CENSUS OF AGRICULTURE

## Armstrong County – Pennsylvania

### Farms with White Operators Compared with All Farms



Data are not available at this geographic level for farms with White operators.



United States Department of Agriculture  
National Agricultural Statistics Service

[www.agcensus.usda.gov](http://www.agcensus.usda.gov)

