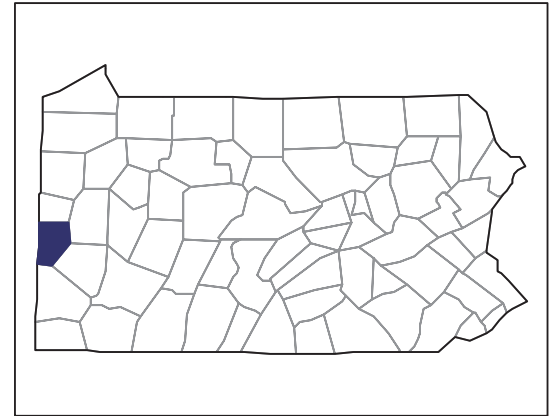


2007 CENSUS OF AGRICULTURE



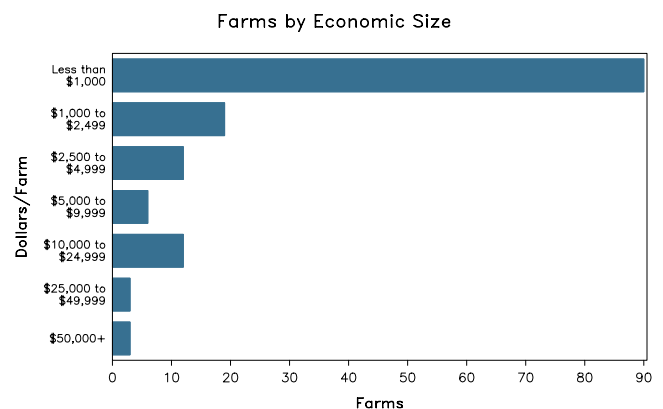
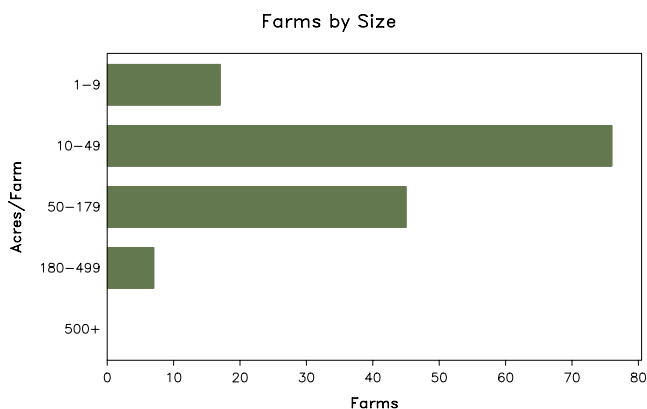
Beaver County – Pennsylvania

Farms with Women Principal Operators Compared with All Farms

	Women Principal Operators	All Farms
Number of Farms	145	824
Land in Farms	7,707 acres	67,075 acres
Average Size of Farm	53 acres	81 acres
Market Value of Products Sold	\$633,000	\$15,187,000
Crop Sales	\$435,000	\$6,817,000
Livestock Sales	\$198,000	\$8,370,000
Average Per Farm	\$4,367	\$18,431
Government Payments	\$18,000	\$276,000
Average Per Farm Receiving Payments	\$2,632	\$2,761

See footnotes on reverse page.

Farms with Women Principal Operators



2007 CENSUS OF AGRICULTURE

Beaver County – Pennsylvania Farms with Women Principal Operators

Selected Highlights

Item	Farms	Quantity
MARKET VALUE OF AGRICULTURAL PRODUCTS SOLD (\$1,000)		
Total value of agricultural products sold	145	633
Value of crops including nursery and greenhouse	34	435
Value of livestock, poultry, and their products	46	198
VALUE OF SALES BY COMMODITY GROUP (\$1,000)		
Grains, oilseeds, dry beans, and dry peas	3	14
Tobacco	-	-
Cotton and cottonseed	-	-
Vegetables, melons, potatoes and sweet potatoes	6	48
Fruits, tree nuts, and berries	4	86
Nursery, greenhouse, floriculture, and sod	6	186
Cut Christmas trees and short rotation woody crops	3	13
Other crops and hay	23	87
Poultry and eggs	10	(D)
Cattle and calves	8	32
Milk and other dairy products from cows	1	(D)
Hogs and pigs	9	7
Sheep, goats, and their products	9	26
Horses, ponies, mules, burros, and donkeys	18	124
Aquaculture	-	-
Other animals and other animal products	2	(D)
TOP CROP ITEMS (acres)		
Forage - land used for all hay and haylage, grass silage, and greenchop	54	1,039
Corn for silage or greenchop	3	39
Cut Christmas trees	4	(D)
Vegetables harvested for sale	6	20
Apples	5	13
TOP LIVESTOCK INVENTORY ITEMS (number)		
Horses and ponies	79	755
Sheep and lambs	12	285
Cattle and calves	29	158
Layers	9	150
Rabbits and their pelts	8	(D)

Operator Characteristics

Item	Quantity
Primary occupation:	
Farming	48
Other	97
Days worked off farm:	
None	63
Any	82
Years on present farm:	
2 years or less	5
3 to 4 years	14
5 to 9 years	25
10 years or more	101
Age group:	
Under 45 years	20
45 to 64 years	80
65 years and over	45
Average age of principal operator (years)	57.7

Economic Characteristics

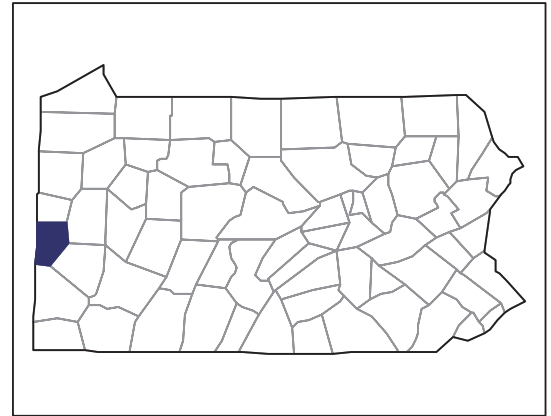
Item	Quantity
Farms by value of sales:	
Less than \$1,000	94
\$1,000 to \$2,499	15
\$2,500 to \$4,999	13
\$5,000 to \$9,999	6
\$10,000 to \$49,999	14
\$50,000 to \$99,999	3
\$100,000 to \$249,999	-
\$250,000 to \$499,999	-
\$500,000 or more	-
Total farm production expenses (\$1,000)	1,975
Average per farm (\$)	13,623
Net cash farm income of operation (\$1,000)	-1,010
Average per farm (\$)	-6,963
Value of agricultural products sold directly to individuals for human consumption (\$1,000)	42
Total organic product sales (\$1,000)	(D)
Total income from farm-related sources, gross before taxes and expenses (\$1,000)	314

See "Census of Agriculture, Volume 1, Geographic Area Series" for complete footnotes, explanations, definitions, and methodology.
(D) Cannot be disclosed. (Z) Less than half of the unit shown.

2007 CENSUS OF AGRICULTURE

Beaver County – Pennsylvania

Farms with Spanish, Hispanic, or Latino Operators Compared with All Farms



Data are not available at this geographic level for farms with Spanish, Hispanic, or Latino operators.



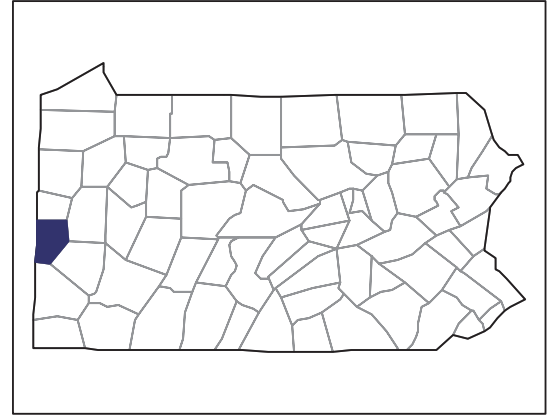
United States Department of Agriculture
National Agricultural Statistics Service

www.agcensus.usda.gov

2007 CENSUS OF AGRICULTURE

Beaver County – Pennsylvania

Farms with American Indian or Alaska Native Operators Compared with All Farms



Data are not available at this geographic level for farms with American Indian or Alaska Native operators.



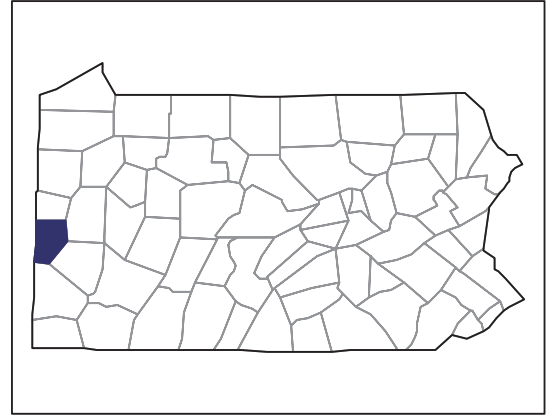
United States Department of Agriculture
National Agricultural Statistics Service

www.agcensus.usda.gov

2007 CENSUS OF AGRICULTURE

Beaver County – Pennsylvania

Farms with Asian Operators Compared with All Farms



Data are not available at this geographic level for farms with Asian operators.



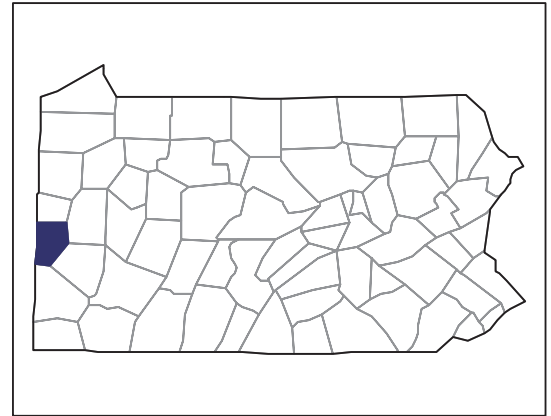
United States Department of Agriculture
National Agricultural Statistics Service

www.agcensus.usda.gov

2007 CENSUS OF AGRICULTURE

Beaver County – Pennsylvania

Farms with Black or African American Operators Compared with All Farms



Data are not available at this geographic level for farms with Black or African American operators.



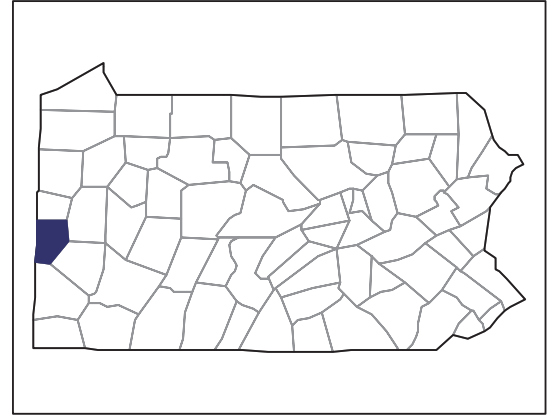
United States Department of Agriculture
National Agricultural Statistics Service

www.agcensus.usda.gov

2007 CENSUS OF AGRICULTURE

Beaver County – Pennsylvania

Farms with Native Hawaiian or Other Pacific Islander Operators Compared with All Farms



Data are not available at this geographic level for farms with Native Hawaiian or Other Pacific Islander operators.



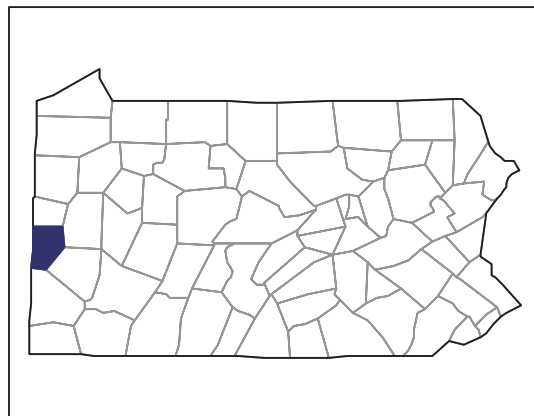
United States Department of Agriculture
National Agricultural Statistics Service

www.agcensus.usda.gov

2007 CENSUS OF AGRICULTURE

Beaver County – Pennsylvania

Farms with White Operators Compared with All Farms



Data are not available at this geographic level for farms with White operators.



United States Department of Agriculture
National Agricultural Statistics Service

www.agcensus.usda.gov

