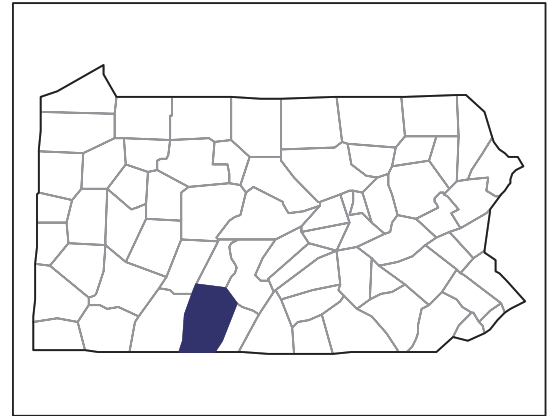


2007 CENSUS OF AGRICULTURE

Bedford County – Pennsylvania

Farms with Women Principal Operators Compared with All Farms

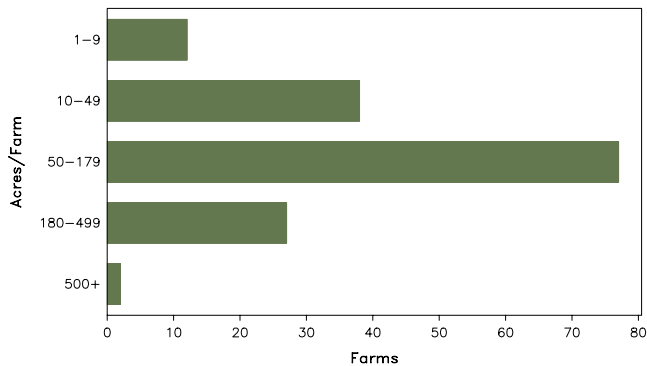


	Women Principal Operators	All Farms
Number of Farms	156	1,173
Land in Farms	18,491 acres	210,990 acres
Average Size of Farm	119 acres	180 acres
Market Value of Products Sold	\$4,343,000	\$90,858,000
Crop Sales	\$593,000	\$16,915,000
Livestock Sales	\$3,749,000	\$73,943,000
Average Per Farm	\$27,837	\$77,458
Government Payments	\$129,000	\$1,861,000
Average Per Farm Receiving Payments	\$2,680	\$4,687

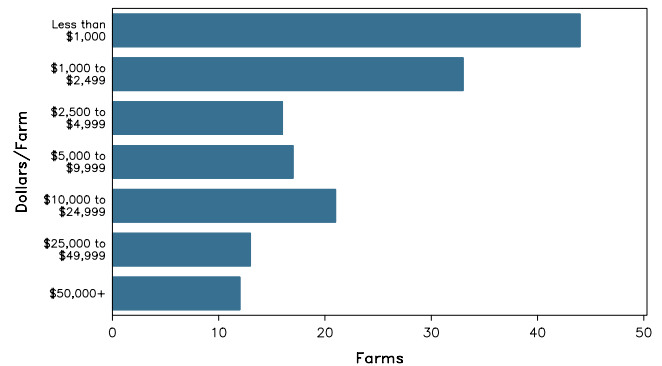
See footnotes on reverse page.

Farms with Women Principal Operators

Farms by Size



Farms by Economic Size



2007 CENSUS OF AGRICULTURE

Bedford County – Pennsylvania Farms with Women Principal Operators

Selected Highlights

Item	Farms	Quantity
MARKET VALUE OF AGRICULTURAL PRODUCTS SOLD (\$1,000)		
Total value of agricultural products sold	156	4,343
Value of crops including nursery and greenhouse	55	593
Value of livestock, poultry, and their products	77	3,749
VALUE OF SALES BY COMMODITY GROUP (\$1,000)		
Grains, oilseeds, dry beans, and dry peas	17	124
Tobacco	-	-
Cotton and cottonseed	-	-
Vegetables, melons, potatoes and sweet potatoes	2	(D)
Fruits, tree nuts, and berries	4	30
Nursery, greenhouse, floriculture, and sod	6	81
Cut Christmas trees and short rotation woody crops	3	(D)
Other crops and hay	37	311
Poultry and eggs	20	(D)
Cattle and calves	44	(D)
Milk and other dairy products from cows	10	2,095
Hogs and pigs	14	58
Sheep, goats, and their products	12	8
Horses, ponies, mules, burros, and donkeys	9	52
Aquaculture	6	(D)
Other animals and other animal products	4	3
TOP CROP ITEMS (acres)		
Forage - land used for all hay and haylage, grass silage, and greenchop	73	4,294
Corn for silage or greenchop	23	564
Corn for grain	16	556
Oats for grain	9	219
Cut Christmas trees	3	127
TOP LIVESTOCK INVENTORY ITEMS (number)		
Cattle and calves	62	2,256
Hogs and pigs	14	766
Layers	27	(D)
Horses and ponies	44	537
Goats, all	16	180

Operator Characteristics

Item	Quantity
Primary occupation:	
Farming	66
Other	90
Days worked off farm:	
None	61
Any	95
Years on present farm:	
2 years or less	2
3 to 4 years	11
5 to 9 years	14
10 years or more	129
Age group:	
Under 45 years	11
45 to 64 years	78
65 years and over	67
Average age of principal operator (years)	62.4

Economic Characteristics

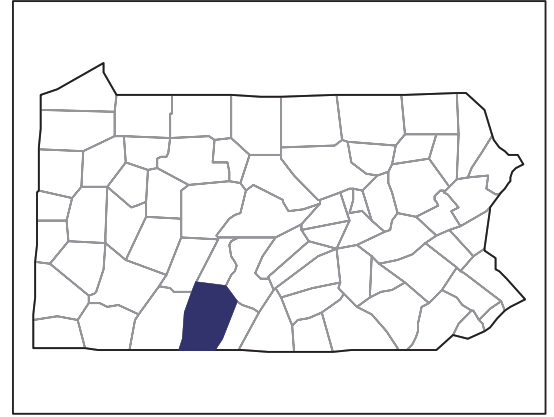
Item	Quantity
Farms by value of sales:	
Less than \$1,000	69
\$1,000 to \$2,499	19
\$2,500 to \$4,999	9
\$5,000 to \$9,999	14
\$10,000 to \$49,999	34
\$50,000 to \$99,999	2
\$100,000 to \$249,999	5
\$250,000 to \$499,999	1
\$500,000 or more	3
Total farm production expenses (\$1,000)	3,753
Average per farm (\$)	24,056
Net cash farm income of operation (\$1,000)	952
Average per farm (\$)	6,104
Value of agricultural products sold directly to individuals for human consumption (\$1,000)	46
Total organic product sales (\$1,000)	-
Total income from farm-related sources, gross before taxes and expenses (\$1,000)	234

See "Census of Agriculture, Volume 1, Geographic Area Series" for complete footnotes, explanations, definitions, and methodology.
(D) Cannot be disclosed. (Z) Less than half of the unit shown.

2007 CENSUS *OF* AGRICULTURE

Bedford County – Pennsylvania

Farms with Spanish, Hispanic, or Latino Operators Compared with All Farms



Data are not available at this geographic level for farms with Spanish, Hispanic, or Latino operators.



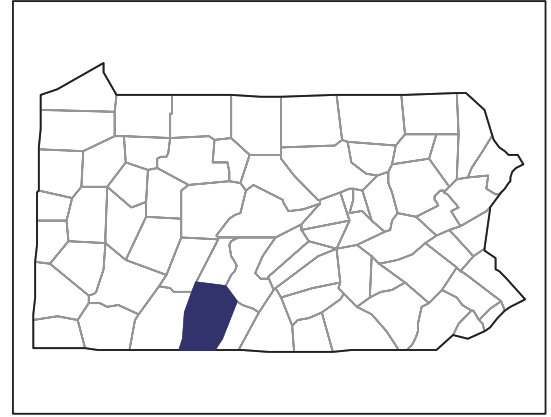
United States Department of Agriculture
National Agricultural Statistics Service

www.agcensus.usda.gov

2007 CENSUS OF AGRICULTURE

Bedford County – Pennsylvania

Farms with American Indian or Alaska Native Operators Compared with All Farms



Data are not available at this geographic level for farms with American Indian or Alaska Native operators.



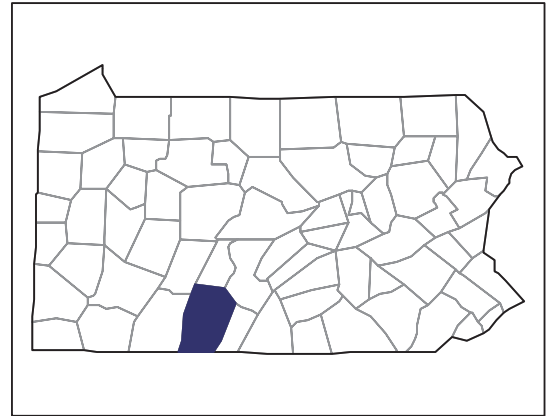
United States Department of Agriculture
National Agricultural Statistics Service

www.agcensus.usda.gov

2007 CENSUS OF AGRICULTURE

Bedford County – Pennsylvania

**Farms with Asian Operators
Compared with All Farms**



Data are not available at this geographic level for farms with Asian operators.



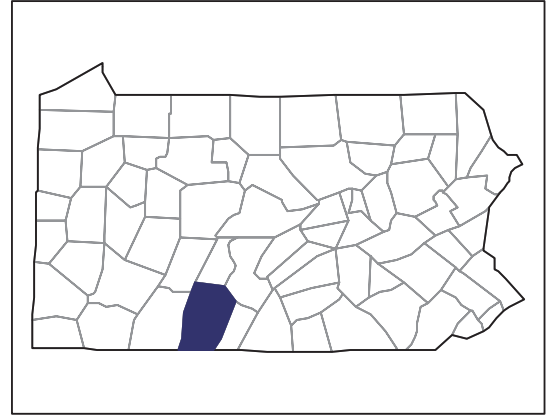
United States Department of Agriculture
National Agricultural Statistics Service

www.agcensus.usda.gov

2007 CENSUS OF AGRICULTURE

Bedford County – Pennsylvania

Farms with Black or African American Operators Compared with All Farms



Data are not available at this geographic level for farms with Black or African American operators.



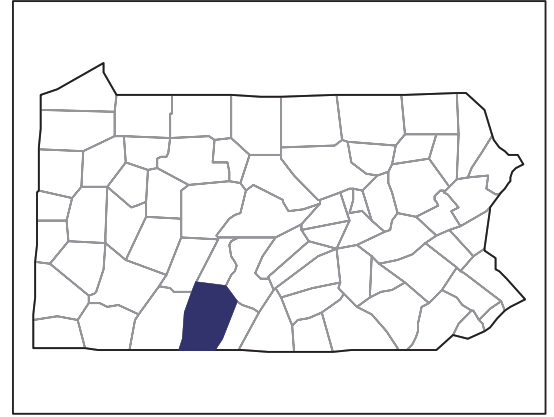
United States Department of Agriculture
National Agricultural Statistics Service

www.agcensus.usda.gov

2007 CENSUS OF AGRICULTURE

Bedford County – Pennsylvania

Farms with Native Hawaiian or Other Pacific Islander Operators Compared with All Farms



Data are not available at this geographic level for farms with Native Hawaiian or Other Pacific Islander operators.



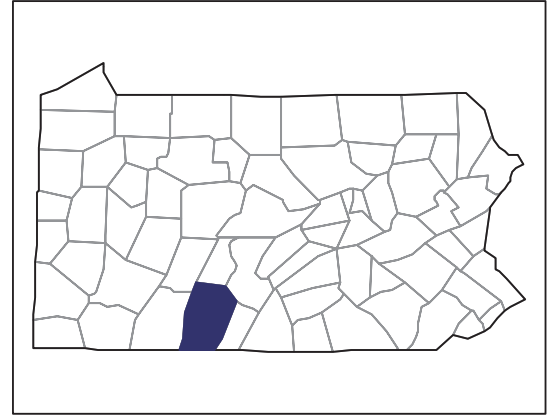
United States Department of Agriculture
National Agricultural Statistics Service

www.agcensus.usda.gov

2007 CENSUS OF AGRICULTURE

Bedford County – Pennsylvania

**Farms with White Operators
Compared with All Farms**



Data are not available at this geographic level for farms with White operators.



United States Department of Agriculture
National Agricultural Statistics Service

www.agcensus.usda.gov

