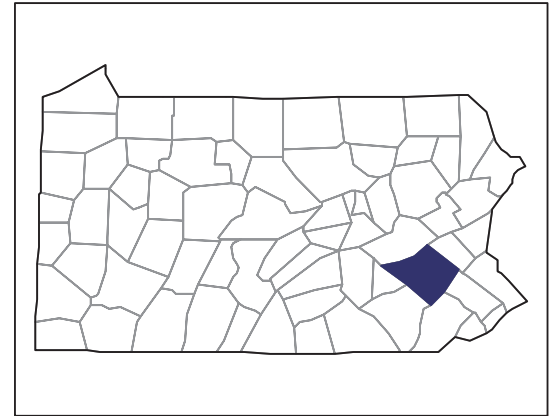


# 2007 CENSUS OF AGRICULTURE



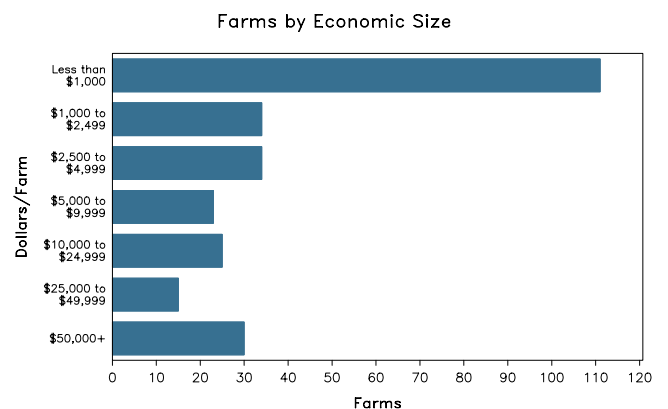
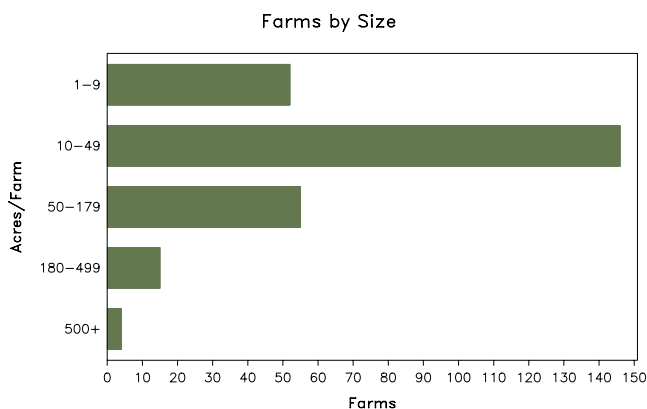
## Berks County – Pennsylvania

### Farms with Women Principal Operators Compared with All Farms

	Women Principal Operators	All Farms
<b>Number of Farms</b>	272	1,980
<b>Land in Farms</b>	15,335 acres	222,119 acres
<b>Average Size of Farm</b>	56 acres	112 acres
<b>Market Value of Products Sold</b>	\$7,206,000	\$367,840,000
Crop Sales	\$3,005,000	\$165,511,000
Livestock Sales	\$4,201,000	\$202,330,000
Average Per Farm	\$26,492	\$185,778
<b>Government Payments</b>	\$159,000	\$3,280,000
Average Per Farm Receiving Payments	\$3,177	\$5,016

See footnotes on reverse page.

### Farms with Women Principal Operators



# 2007 CENSUS OF AGRICULTURE

## Berks County – Pennsylvania Farms with Women Principal Operators

### Selected Highlights

Item	Farms	Quantity
<b>MARKET VALUE OF AGRICULTURAL PRODUCTS SOLD (\$1,000)</b>		
Total value of agricultural products sold	272	7,206
Value of crops including nursery and greenhouse	101	3,005
Value of livestock, poultry, and their products	111	4,201
<b>VALUE OF SALES BY COMMODITY GROUP (\$1,000)</b>		
Grains, oilseeds, dry beans, and dry peas	42	1,048
Tobacco	-	-
Cotton and cottonseed	-	-
Vegetables, melons, potatoes and sweet potatoes	7	(D)
Fruits, tree nuts, and berries	11	499
Nursery, greenhouse, floriculture, and sod	15	1,000
Cut Christmas trees and short rotation woody crops	5	(D)
Other crops and hay	46	230
Poultry and eggs	32	(D)
Cattle and calves	39	1,010
Milk and other dairy products from cows	16	2,616
Hogs and pigs	11	(D)
Sheep, goats, and their products	32	69
Horses, ponies, mules, burros, and donkeys	29	286
Aquaculture	-	-
Other animals and other animal products	8	89
<b>TOP CROP ITEMS (acres)</b>		
Forage - land used for all hay and haylage, grass silage, and greenchop	104	3,228
Corn for grain	42	1,850
Soybeans for beans	15	954
Corn for silage or greenchop	20	688
Wheat for grain, all	12	272
<b>TOP LIVESTOCK INVENTORY ITEMS (number)</b>		
Cattle and calves	59	2,842
Layers	32	1,196
Horses and ponies	105	853
Sheep and lambs	28	777
Hogs and pigs	9	(D)

### Operator Characteristics

Item	Quantity
Primary occupation:	
Farming	104
Other	168
Days worked off farm:	
None	113
Any	159
Years on present farm:	
2 years or less	14
3 to 4 years	19
5 to 9 years	74
10 years or more	165
Age group:	
Under 45 years	56
45 to 64 years	158
65 years and over	58
Average age of principal operator (years)	55.6

### Economic Characteristics

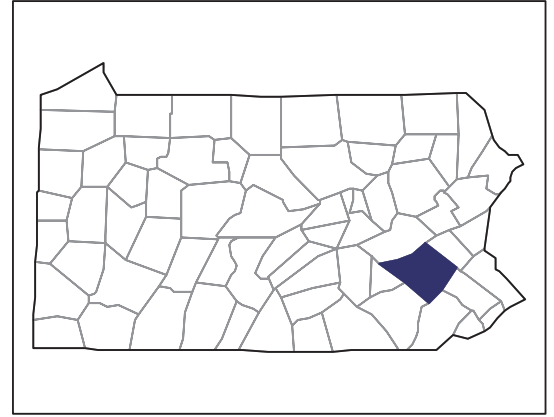
Item	Quantity
Farms by value of sales:	
Less than \$1,000	134
\$1,000 to \$2,499	24
\$2,500 to \$4,999	24
\$5,000 to \$9,999	22
\$10,000 to \$49,999	38
\$50,000 to \$99,999	10
\$100,000 to \$249,999	12
\$250,000 to \$499,999	7
\$500,000 or more	1
Total farm production expenses (\$1,000)	10,380
Average per farm (\$)	38,163
Net cash farm income of operation (\$1,000)	-2,207
Average per farm (\$)	-8,114
Value of agricultural products sold directly to individuals for human consumption (\$1,000)	266
Total organic product sales (\$1,000)	49
Total income from farm-related sources, gross before taxes and expenses (\$1,000)	809

See "Census of Agriculture, Volume 1, Geographic Area Series" for complete footnotes, explanations, definitions, and methodology.  
(D) Cannot be disclosed. (Z) Less than half of the unit shown.

# 2007 CENSUS *OF* AGRICULTURE

## Berks County – Pennsylvania

### Farms with Spanish, Hispanic, or Latino Operators Compared with All Farms



Data are not available at this geographic level for farms with Spanish, Hispanic, or Latino operators.



United States Department of Agriculture  
National Agricultural Statistics Service

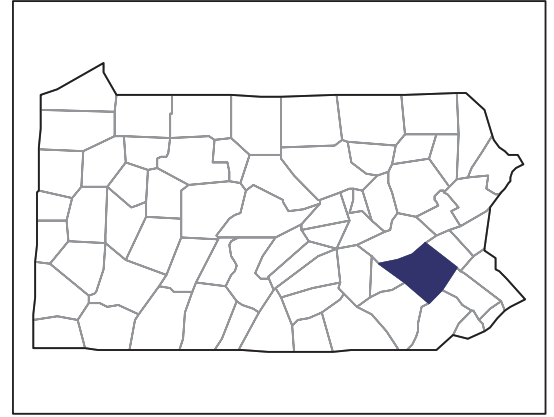
[www.agcensus.usda.gov](http://www.agcensus.usda.gov)



# 2007 CENSUS OF AGRICULTURE

## Berks County – Pennsylvania

### Farms with American Indian or Alaska Native Operators Compared with All Farms



Data are not available at this geographic level for farms with American Indian or Alaska Native operators.



United States Department of Agriculture  
National Agricultural Statistics Service

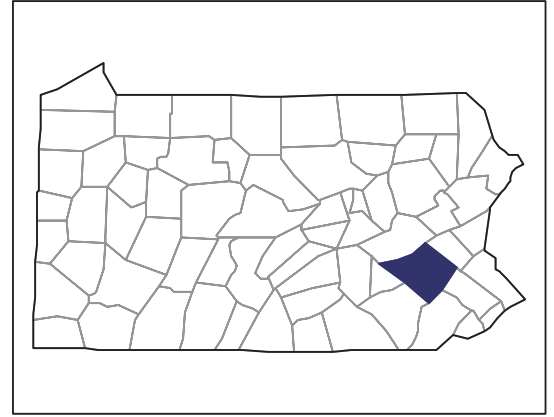
[www.agcensus.usda.gov](http://www.agcensus.usda.gov)



# 2007 CENSUS OF AGRICULTURE

**Berks County – Pennsylvania**

**Farms with Asian Operators  
Compared with All Farms**



**Data are not available at this geographic level for farms with Asian operators.**



United States Department of Agriculture  
National Agricultural Statistics Service

[www.agcensus.usda.gov](http://www.agcensus.usda.gov)

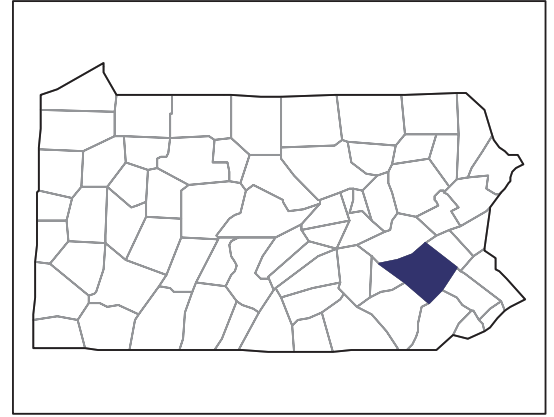




# 2007 CENSUS *OF* AGRICULTURE

**Berks County – Pennsylvania**

**Farms with Black or African American  
Operators Compared with All Farms**



Data are not available at this geographic level for farms with Black or African American operators.



United States Department of Agriculture  
National Agricultural Statistics Service

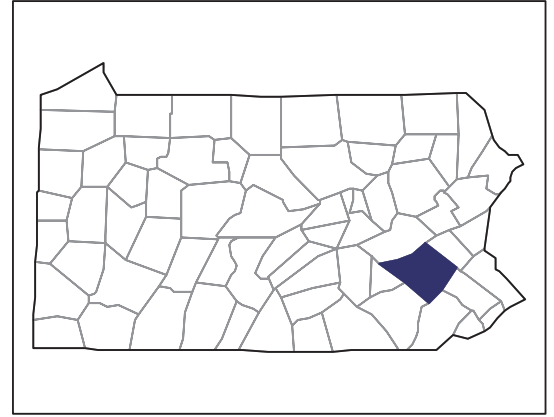
[www.agcensus.usda.gov](http://www.agcensus.usda.gov)



# 2007 CENSUS *OF* AGRICULTURE

## Berks County – Pennsylvania

### Farms with Native Hawaiian or Other Pacific Islander Operators Compared with All Farms



Data are not available at this geographic level for farms with Native Hawaiian or Other Pacific Islander operators.



United States Department of Agriculture  
National Agricultural Statistics Service

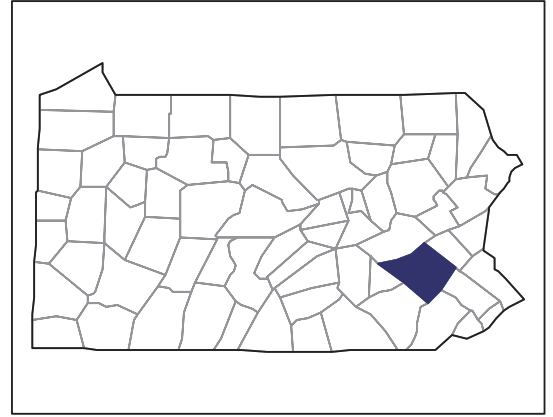
[www.agcensus.usda.gov](http://www.agcensus.usda.gov)



# 2007 CENSUS *OF* AGRICULTURE

**Berks County – Pennsylvania**

**Farms with White Operators  
Compared with All Farms**



**Data are not available at this geographic level for farms with White operators.**



United States Department of Agriculture  
National Agricultural Statistics Service

[www.agcensus.usda.gov](http://www.agcensus.usda.gov)

