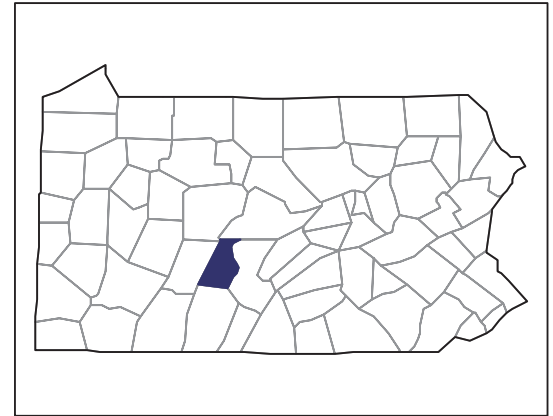


2007 CENSUS OF AGRICULTURE



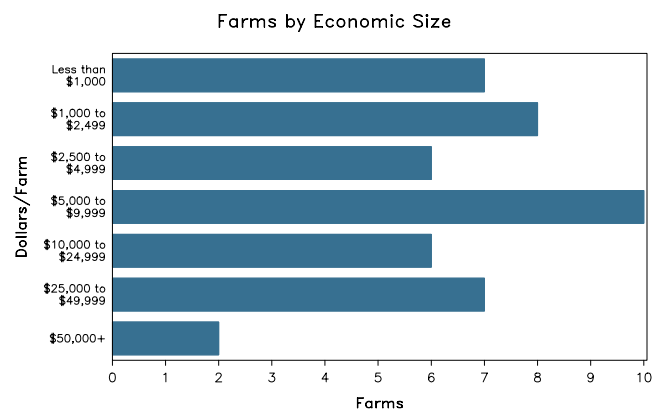
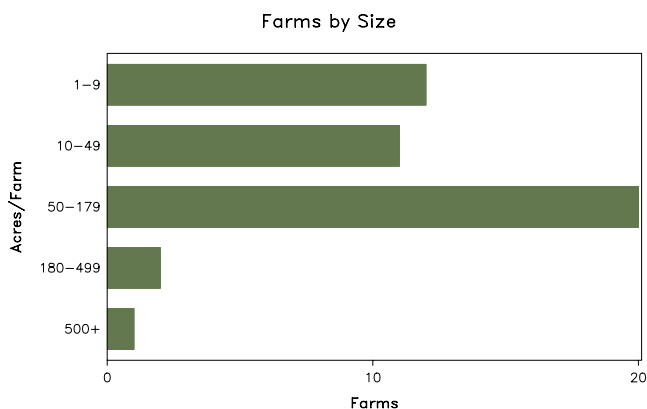
Blair County – Pennsylvania

Farms with Women Principal Operators Compared with All Farms

	Women Principal Operators	All Farms
Number of Farms	46	523
Land in Farms	2,944 acres	87,434 acres
Average Size of Farm	64 acres	167 acres
Market Value of Products Sold	\$658,000	\$85,199,000
Crop Sales	\$269,000	\$10,123,000
Livestock Sales	\$389,000	\$75,076,000
Average Per Farm	\$14,303	\$162,904
Government Payments	\$49,000	\$1,092,000
Average Per Farm Receiving Payments	\$4,059	\$5,746

See footnotes on reverse page.

Farms with Women Principal Operators



2007 CENSUS OF AGRICULTURE

Blair County – Pennsylvania Farms with Women Principal Operators

Selected Highlights

Item	Farms	Quantity
MARKET VALUE OF AGRICULTURAL PRODUCTS SOLD (\$1,000)		
Total value of agricultural products sold	46	658
Value of crops including nursery and greenhouse	26	269
Value of livestock, poultry, and their products	19	389
VALUE OF SALES BY COMMODITY GROUP (\$1,000)		
Grains, oilseeds, dry beans, and dry peas	10	17
Tobacco	-	-
Cotton and cottonseed	-	-
Vegetables, melons, potatoes and sweet potatoes	3	(D)
Fruits, tree nuts, and berries	5	51
Nursery, greenhouse, floriculture, and sod	7	(D)
Cut Christmas trees and short rotation woody crops	3	76
Other crops and hay	3	(D)
Poultry and eggs	11	(D)
Cattle and calves	11	77
Milk and other dairy products from cows	2	(D)
Hogs and pigs	-	-
Sheep, goats, and their products	2	(D)
Horses, ponies, mules, burros, and donkeys	5	12
Aquaculture	-	-
Other animals and other animal products	6	(D)
TOP CROP ITEMS (acres)		
Forage - land used for all hay and haylage, grass silage, and greenchop	9	192
Corn for silage or greenchop	6	166
Corn for grain	8	121
Cut Christmas trees	3	110
Oats for grain	3	14
TOP LIVESTOCK INVENTORY ITEMS (number)		
Layers	14	304
Cattle and calves	15	283
Horses and ponies	17	152
Alpacas	2	(D)
Rabbits and their pelts	5	26

Operator Characteristics

Item	Quantity
Primary occupation:	
Farming	25
Other	21
Days worked off farm:	
None	21
Any	25
Years on present farm:	
2 years or less	-
3 to 4 years	6
5 to 9 years	11
10 years or more	29
Age group:	
Under 45 years	14
45 to 64 years	19
65 years and over	13
Average age of principal operator (years)	54.3

Economic Characteristics

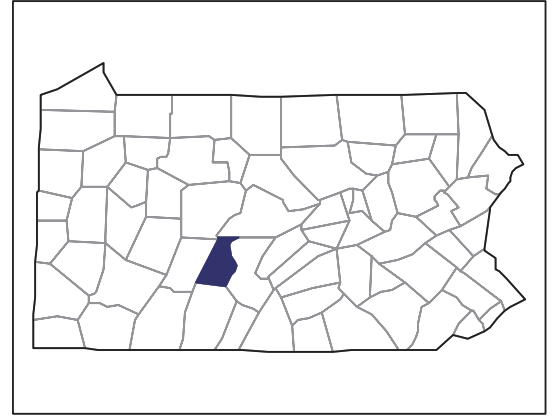
Item	Quantity
Farms by value of sales:	
Less than \$1,000	13
\$1,000 to \$2,499	6
\$2,500 to \$4,999	7
\$5,000 to \$9,999	6
\$10,000 to \$49,999	12
\$50,000 to \$99,999	-
\$100,000 to \$249,999	2
\$250,000 to \$499,999	-
\$500,000 or more	-
Total farm production expenses (\$1,000)	1,297
Average per farm (\$)	28,187
Net cash farm income of operation (\$1,000)	-455
Average per farm (\$)	-9,898
Value of agricultural products sold directly to individuals for human consumption (\$1,000)	39
Total organic product sales (\$1,000)	1
Total income from farm-related sources, gross before taxes and expenses (\$1,000)	135

See "Census of Agriculture, Volume 1, Geographic Area Series" for complete footnotes, explanations, definitions, and methodology.
(D) Cannot be disclosed. (Z) Less than half of the unit shown.

2007 CENSUS OF AGRICULTURE

Blair County – Pennsylvania

Farms with Spanish, Hispanic, or Latino Operators Compared with All Farms



Data are not available at this geographic level for farms with Spanish, Hispanic, or Latino operators.



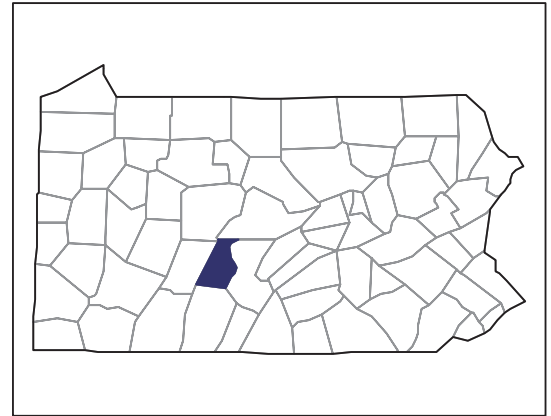
United States Department of Agriculture
National Agricultural Statistics Service

www.agcensus.usda.gov

2007 CENSUS OF AGRICULTURE

Blair County – Pennsylvania

Farms with American Indian or Alaska Native Operators Compared with All Farms



Data are not available at this geographic level for farms with American Indian or Alaska Native operators.



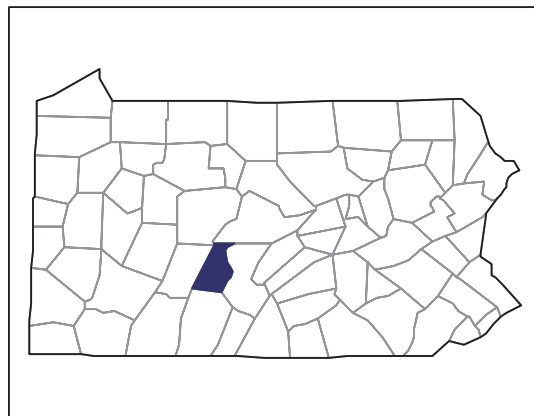
United States Department of Agriculture
National Agricultural Statistics Service

www.agcensus.usda.gov

2007 CENSUS *OF* AGRICULTURE

Blair County – Pennsylvania

**Farms with Asian Operators
Compared with All Farms**



Data are not available at this geographic level for farms with Asian operators.



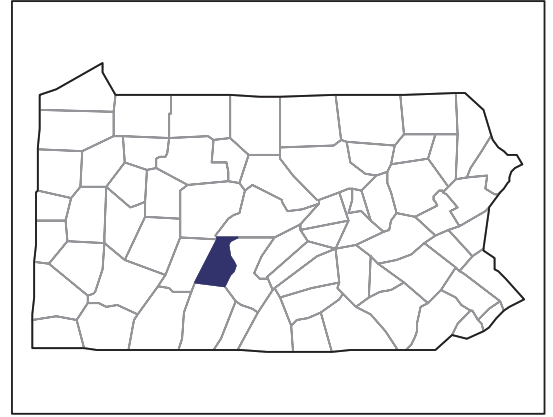
United States Department of Agriculture
National Agricultural Statistics Service

www.agcensus.usda.gov

2007 CENSUS OF AGRICULTURE

Blair County – Pennsylvania

Farms with Black or African American Operators Compared with All Farms



Data are not available at this geographic level for farms with Black or African American operators.



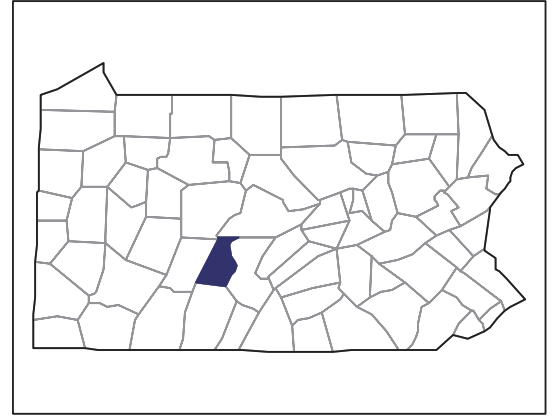
United States Department of Agriculture
National Agricultural Statistics Service

www.agcensus.usda.gov

2007 CENSUS OF AGRICULTURE

Blair County – Pennsylvania

Farms with Native Hawaiian or Other Pacific Islander Operators Compared with All Farms



Data are not available at this geographic level for farms with Native Hawaiian or Other Pacific Islander operators.



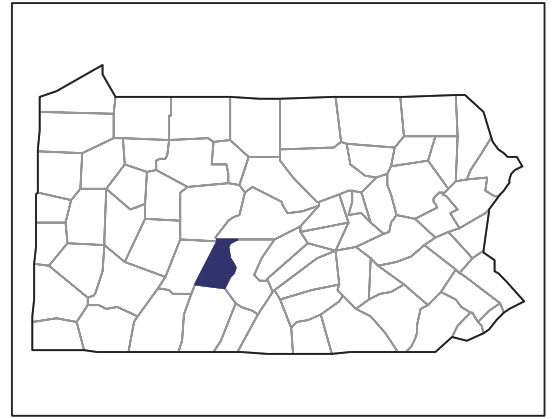
United States Department of Agriculture
National Agricultural Statistics Service

www.agcensus.usda.gov

2007 CENSUS OF AGRICULTURE

Blair County – Pennsylvania

**Farms with White Operators
Compared with All Farms**



Data are not available at this geographic level for farms with White operators.



United States Department of Agriculture
National Agricultural Statistics Service

www.agcensus.usda.gov

