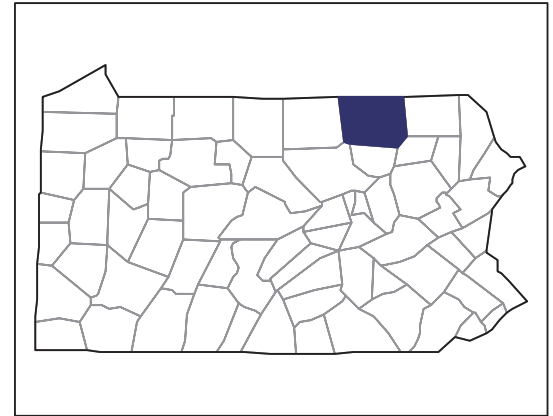


2007 CENSUS OF AGRICULTURE



Bradford County – Pennsylvania

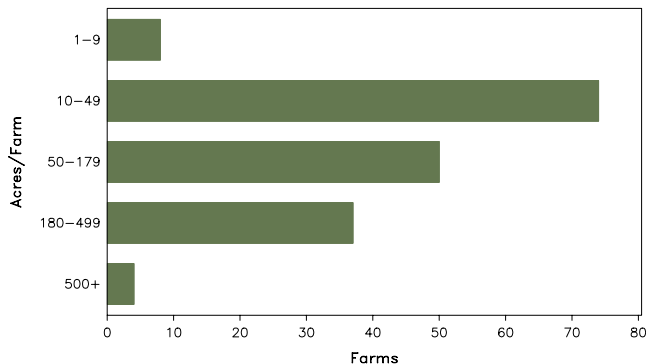
Farms with Women Principal Operators Compared with All Farms

	Women Principal Operators	All Farms
Number of Farms	173	1,457
Land in Farms	19,581 acres	266,635 acres
Average Size of Farm	113 acres	183 acres
Market Value of Products Sold	\$4,530,000	\$121,311,000
Crop Sales	\$370,000	\$9,180,000
Livestock Sales	\$4,161,000	\$112,131,000
Average Per Farm	\$26,188	\$83,261
Government Payments	\$264,000	\$4,111,000
Average Per Farm Receiving Payments	\$4,807	\$6,967

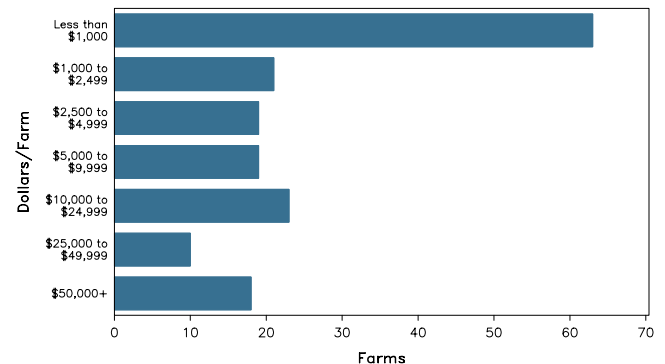
See footnotes on reverse page.

Farms with Women Principal Operators

Farms by Size



Farms by Economic Size



2007 CENSUS OF AGRICULTURE

Bradford County – Pennsylvania Farms with Women Principal Operators

Selected Highlights

Item	Farms	Quantity
MARKET VALUE OF AGRICULTURAL PRODUCTS SOLD (\$1,000)		
Total value of agricultural products sold	173	4,530
Value of crops including nursery and greenhouse	45	370
Value of livestock, poultry, and their products	73	4,161
VALUE OF SALES BY COMMODITY GROUP (\$1,000)		
Grains, oilseeds, dry beans, and dry peas	5	(D)
Tobacco	-	-
Cotton and cottonseed	-	-
Vegetables, melons, potatoes and sweet potatoes	1	(D)
Fruits, tree nuts, and berries	3	(D)
Nursery, greenhouse, floriculture, and sod	9	162
Cut Christmas trees and short rotation woody crops	-	-
Other crops and hay	32	153
Poultry and eggs	15	(D)
Cattle and calves	37	(D)
Milk and other dairy products from cows	18	(D)
Hogs and pigs	13	(D)
Sheep, goats, and their products	20	18
Horses, ponies, mules, burros, and donkeys	13	100
Aquaculture	-	-
Other animals and other animal products	5	9
TOP CROP ITEMS (acres)		
Forage - land used for all hay and haylage, grass silage, and greenchop	73	4,935
Corn for silage or greenchop	9	271
Corn for grain	4	146
Cut Christmas trees	3	24
Oats for grain	1	(D)
TOP LIVESTOCK INVENTORY ITEMS (number)		
Hogs and pigs	10	5,076
Cattle and calves	56	2,199
Rabbits and their pelts	10	435
Layers	24	355
Horses and ponies	54	331

Operator Characteristics

Item	Quantity
Primary occupation:	
Farming	60
Other	113
Days worked off farm:	
None	64
Any	109
Years on present farm:	
2 years or less	13
3 to 4 years	6
5 to 9 years	34
10 years or more	120
Age group:	
Under 45 years	19
45 to 64 years	107
65 years and over	47
Average age of principal operator (years)	57.7

Economic Characteristics

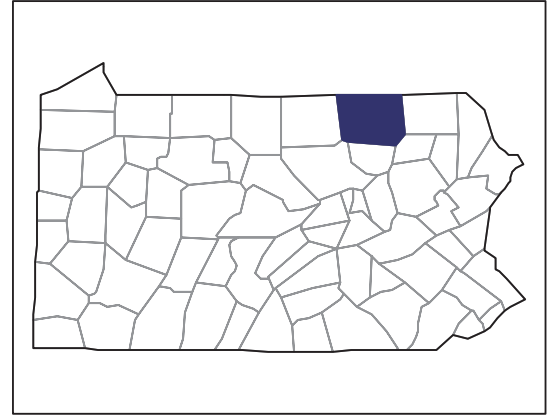
Item	Quantity
Farms by value of sales:	
Less than \$1,000	91
\$1,000 to \$2,499	13
\$2,500 to \$4,999	12
\$5,000 to \$9,999	15
\$10,000 to \$49,999	24
\$50,000 to \$99,999	5
\$100,000 to \$249,999	9
\$250,000 to \$499,999	3
\$500,000 or more	1
Total farm production expenses (\$1,000)	4,271
Average per farm (\$)	24,686
Net cash farm income of operation (\$1,000)	808
Average per farm (\$)	4,669
Value of agricultural products sold directly to individuals for human consumption (\$1,000)	86
Total organic product sales (\$1,000)	(D)
Total income from farm-related sources, gross before taxes and expenses (\$1,000)	284

See "Census of Agriculture, Volume 1, Geographic Area Series" for complete footnotes, explanations, definitions, and methodology.
(D) Cannot be disclosed. (Z) Less than half of the unit shown.

2007 CENSUS *OF* AGRICULTURE

Bradford County – Pennsylvania

Farms with Spanish, Hispanic, or Latino Operators Compared with All Farms



Data are not available at this geographic level for farms with Spanish, Hispanic, or Latino operators.



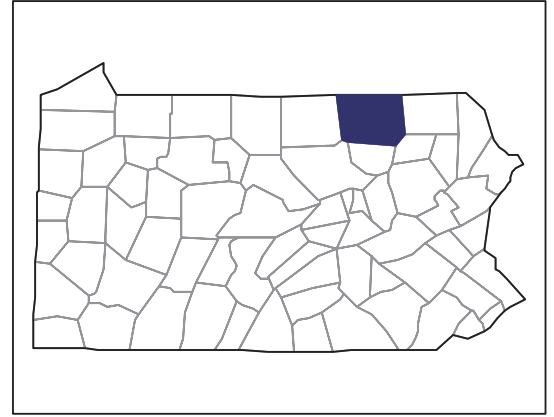
United States Department of Agriculture
National Agricultural Statistics Service

www.agcensus.usda.gov

2007 CENSUS OF AGRICULTURE

Bradford County – Pennsylvania

Farms with American Indian or Alaska Native Operators Compared with All Farms



Data are not available at this geographic level for farms with American Indian or Alaska Native operators.



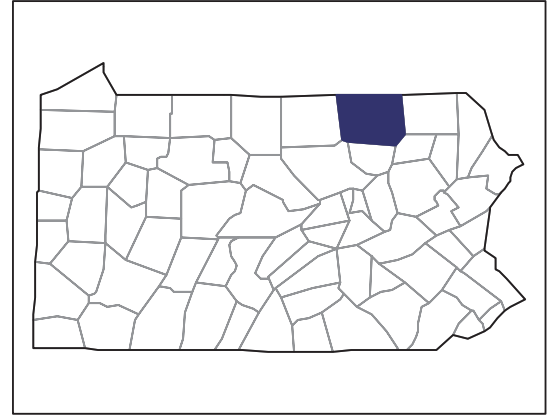
United States Department of Agriculture
National Agricultural Statistics Service

www.agcensus.usda.gov

2007 CENSUS OF AGRICULTURE

Bradford County – Pennsylvania

Farms with Asian Operators Compared with All Farms



Data are not available at this geographic level for farms with Asian operators.



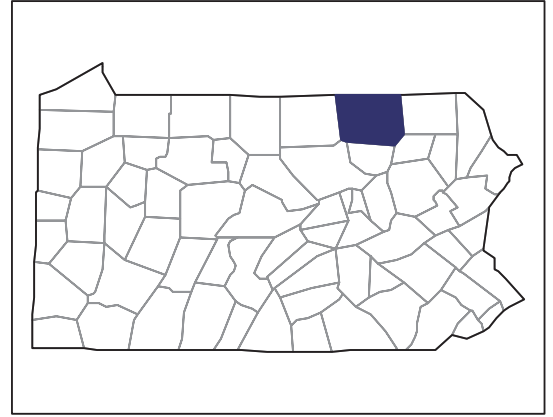
United States Department of Agriculture
National Agricultural Statistics Service

www.agcensus.usda.gov

2007 CENSUS OF AGRICULTURE

Bradford County – Pennsylvania

Farms with Black or African American Operators Compared with All Farms



Data are not available at this geographic level for farms with Black or African American operators.



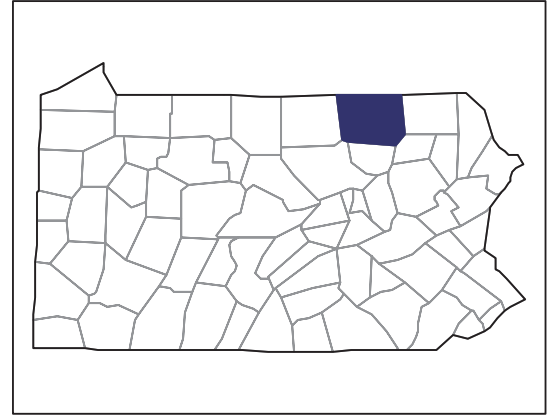
United States Department of Agriculture
National Agricultural Statistics Service

www.agcensus.usda.gov

2007 CENSUS *OF* AGRICULTURE

Bradford County – Pennsylvania

Farms with Native Hawaiian or Other Pacific Islander Operators Compared with All Farms



Data are not available at this geographic level for farms with Native Hawaiian or Other Pacific Islander operators.



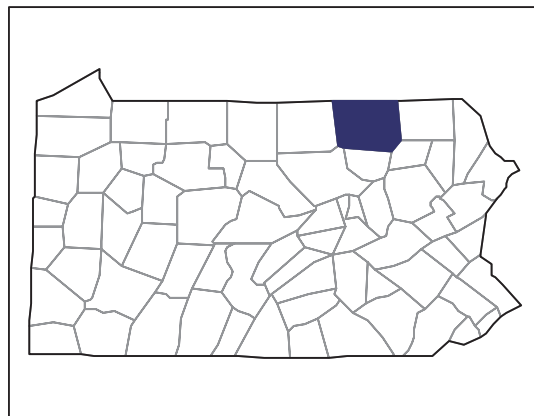
United States Department of Agriculture
National Agricultural Statistics Service

www.agcensus.usda.gov

2007 CENSUS *OF* AGRICULTURE

Bradford County – Pennsylvania

Farms with White Operators Compared with All Farms



Data are not available at this geographic level for farms with White operators.



United States Department of Agriculture
National Agricultural Statistics Service

www.agcensus.usda.gov

