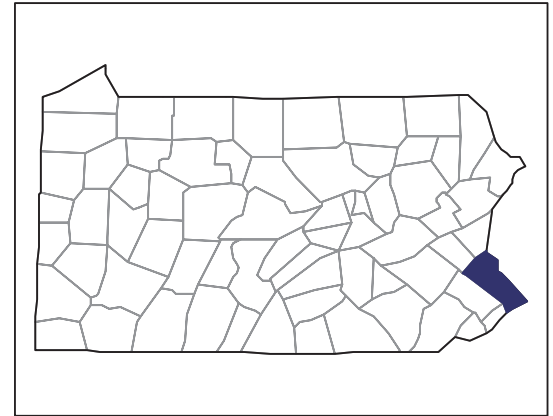


# 2007 CENSUS OF AGRICULTURE



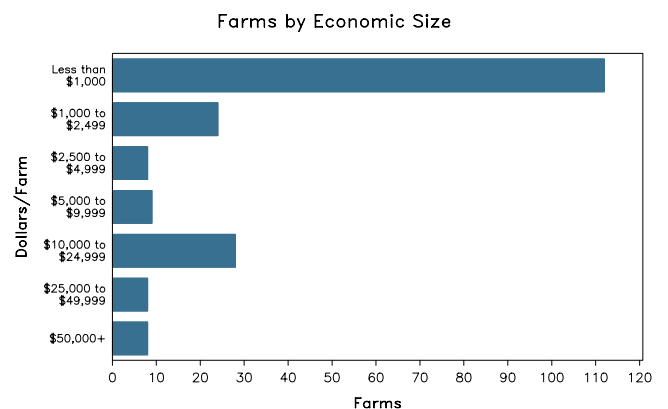
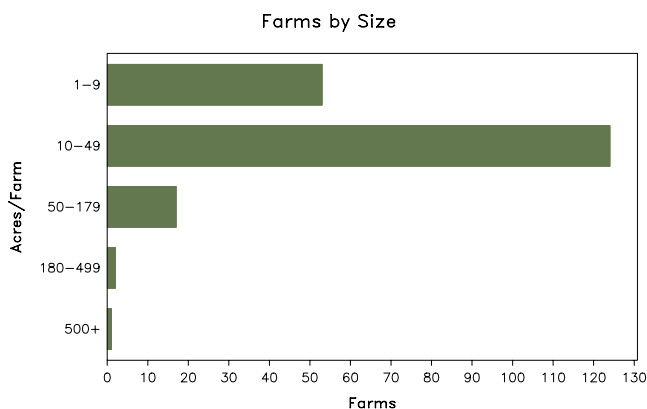
## Bucks County – Pennsylvania

### Farms with Women Principal Operators Compared with All Farms

	Women Principal Operators	All Farms
<b>Number of Farms</b>	197	934
<b>Land in Farms</b>	5,409 acres	75,883 acres
<b>Average Size of Farm</b>	27 acres	81 acres
<b>Market Value of Products Sold</b>	\$4,278,000	\$70,573,000
Crop Sales	\$3,526,000	\$53,905,000
Livestock Sales	\$751,000	\$16,668,000
Average Per Farm	\$21,715	\$75,560
<b>Government Payments</b>	\$10,000	\$713,000
Average Per Farm Receiving Payments	\$1,418	\$4,574

See footnotes on reverse page.

### Farms with Women Principal Operators



# 2007 CENSUS OF AGRICULTURE

## Bucks County – Pennsylvania Farms with Women Principal Operators

### Selected Highlights

Item	Farms	Quantity
<b>MARKET VALUE OF AGRICULTURAL PRODUCTS SOLD (\$1,000)</b>		
Total value of agricultural products sold	197	4,278
Value of crops including nursery and greenhouse	50	3,526
Value of livestock, poultry, and their products	87	751
<b>VALUE OF SALES BY COMMODITY GROUP (\$1,000)</b>		
Grains, oilseeds, dry beans, and dry peas	2	(D)
Tobacco	-	-
Cotton and cottonseed	-	-
Vegetables, melons, potatoes and sweet potatoes	13	(D)
Fruits, tree nuts, and berries	5	101
Nursery, greenhouse, floriculture, and sod	23	3,289
Cut Christmas trees and short rotation woody crops	6	(D)
Other crops and hay	14	25
Poultry and eggs	31	51
Cattle and calves	4	4
Milk and other dairy products from cows	2	(D)
Hogs and pigs	-	-
Sheep, goats, and their products	34	23
Horses, ponies, mules, burros, and donkeys	30	663
Aquaculture	-	-
Other animals and other animal products	11	(D)
<b>TOP CROP ITEMS (acres)</b>		
Nursery stock	5	(D)
Forage - land used for all hay and haylage, grass silage, and greenchop	34	566
Vegetables harvested for sale	10	34
Grapes	3	24
Cut Christmas trees	6	24
<b>TOP LIVESTOCK INVENTORY ITEMS (number)</b>		
Pheasants	1	(D)
Horses and ponies	118	1,355
Layers	50	911
Sheep and lambs	40	604
Pullets for laying flock replacement	12	503

### Operator Characteristics

Item	Quantity
Primary occupation:	
Farming	95
Other	102
Days worked off farm:	
None	53
Any	144
Years on present farm:	
2 years or less	8
3 to 4 years	26
5 to 9 years	22
10 years or more	141
Age group:	
Under 45 years	43
45 to 64 years	117
65 years and over	37
Average age of principal operator (years)	53.4

### Economic Characteristics

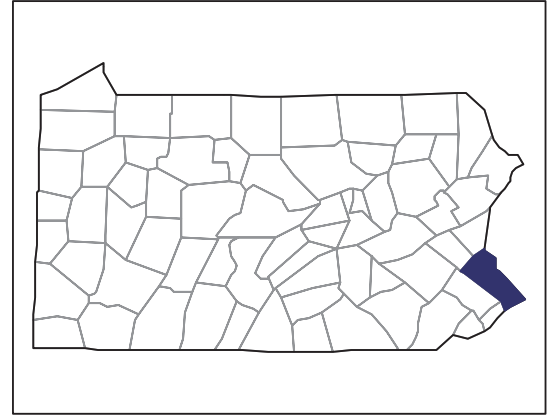
Item	Quantity
Farms by value of sales:	
Less than \$1,000	117
\$1,000 to \$2,499	19
\$2,500 to \$4,999	8
\$5,000 to \$9,999	9
\$10,000 to \$49,999	36
\$50,000 to \$99,999	3
\$100,000 to \$249,999	2
\$250,000 to \$499,999	-
\$500,000 or more	3
Total farm production expenses (\$1,000)	9,620
Average per farm (\$)	48,831
Net cash farm income of operation (\$1,000)	-3,421
Average per farm (\$)	-17,367
Value of agricultural products sold directly to individuals for human consumption (\$1,000)	107
Total organic product sales (\$1,000)	28
Total income from farm-related sources, gross before taxes and expenses (\$1,000)	1,911

See "Census of Agriculture, Volume 1, Geographic Area Series" for complete footnotes, explanations, definitions, and methodology.  
(D) Cannot be disclosed. (Z) Less than half of the unit shown.

# 2007 CENSUS *OF* AGRICULTURE

## Bucks County – Pennsylvania

### Farms with Spanish, Hispanic, or Latino Operators Compared with All Farms



Data are not available at this geographic level for farms with Spanish, Hispanic, or Latino operators.



United States Department of Agriculture  
National Agricultural Statistics Service

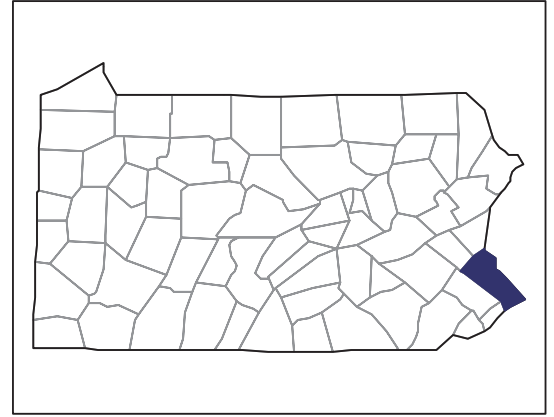
[www.agcensus.usda.gov](http://www.agcensus.usda.gov)



# 2007 CENSUS *OF* AGRICULTURE

## Bucks County – Pennsylvania

### Farms with American Indian or Alaska Native Operators Compared with All Farms



Data are not available at this geographic level for farms with American Indian or Alaska Native operators.



United States Department of Agriculture  
National Agricultural Statistics Service

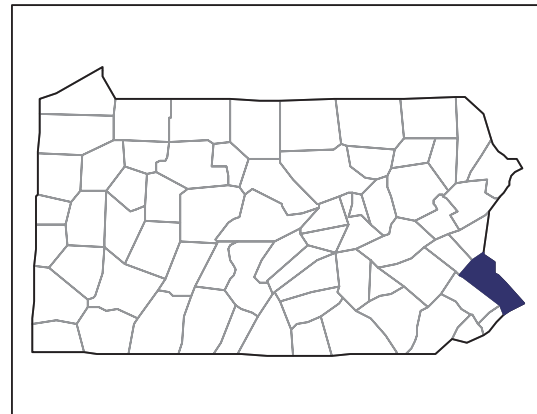
[www.agcensus.usda.gov](http://www.agcensus.usda.gov)



# 2007 CENSUS *OF* AGRICULTURE

**Bucks County – Pennsylvania**

**Farms with Asian Operators  
Compared with All Farms**



**Data are not available at this geographic level for farms with Asian operators.**



United States Department of Agriculture  
National Agricultural Statistics Service

[www.agcensus.usda.gov](http://www.agcensus.usda.gov)

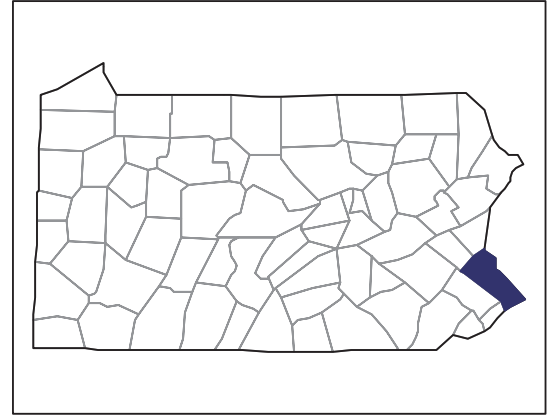




# 2007 CENSUS *OF* AGRICULTURE

## Bucks County – Pennsylvania

### Farms with Black or African American Operators Compared with All Farms



Data are not available at this geographic level for farms with Black or African American operators.



United States Department of Agriculture  
National Agricultural Statistics Service

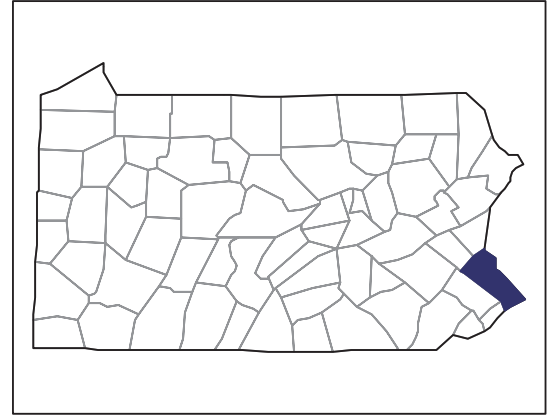
[www.agcensus.usda.gov](http://www.agcensus.usda.gov)



# 2007 CENSUS *OF* AGRICULTURE

## Bucks County – Pennsylvania

### Farms with Native Hawaiian or Other Pacific Islander Operators Compared with All Farms



Data are not available at this geographic level for farms with Native Hawaiian or Other Pacific Islander operators.



United States Department of Agriculture  
National Agricultural Statistics Service

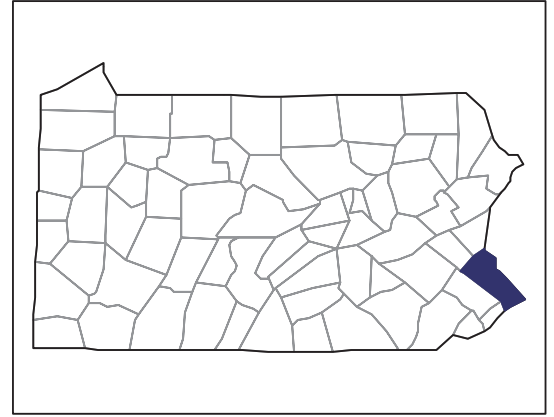
[www.agcensus.usda.gov](http://www.agcensus.usda.gov)



# 2007 CENSUS *OF* AGRICULTURE

**Bucks County – Pennsylvania**

**Farms with White Operators  
Compared with All Farms**



**Data are not available at this geographic level for farms with White operators.**



United States Department of Agriculture  
National Agricultural Statistics Service

[www.agcensus.usda.gov](http://www.agcensus.usda.gov)

