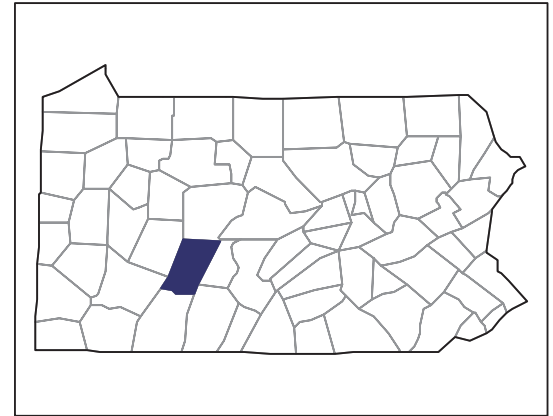


# 2007 CENSUS OF AGRICULTURE



## Cambria County – Pennsylvania

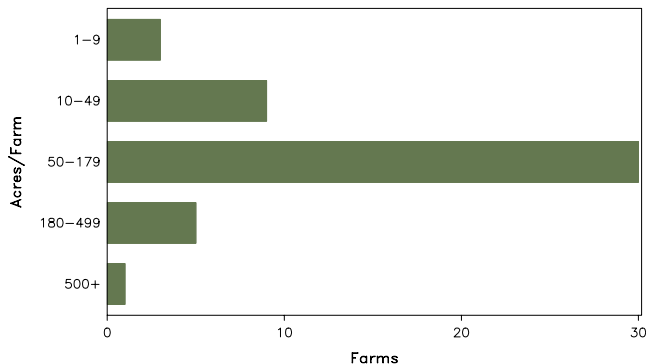
### Farms with Women Principal Operators Compared with All Farms

	Women Principal Operators	All Farms
<b>Number of Farms</b>	48	656
<b>Land in Farms</b>	4,715 acres	87,924 acres
<b>Average Size of Farm</b>	98 acres	134 acres
<b>Market Value of Products Sold</b>	\$543,000	\$23,168,000
Crop Sales	\$85,000	\$10,930,000
Livestock Sales	\$458,000	\$12,238,000
Average Per Farm	\$11,322	\$35,316
<b>Government Payments</b>	\$20,000	\$756,000
Average Per Farm Receiving Payments	\$1,804	\$3,601

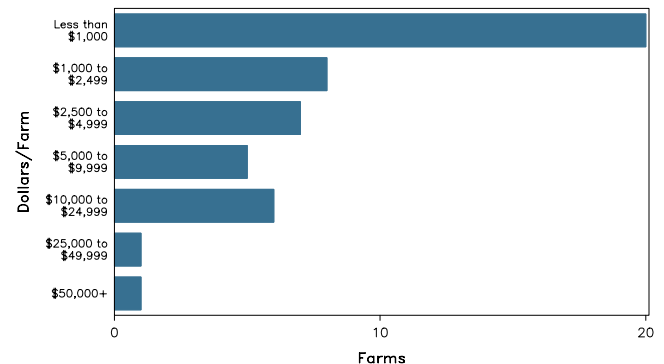
See footnotes on reverse page.

### Farms with Women Principal Operators

Farms by Size



Farms by Economic Size



# 2007 CENSUS OF AGRICULTURE

## Cambria County – Pennsylvania Farms with Women Principal Operators

### Selected Highlights

Item	Farms	Quantity
<b>MARKET VALUE OF AGRICULTURAL PRODUCTS SOLD (\$1,000)</b>		
Total value of agricultural products sold	48	543
Value of crops including nursery and greenhouse	14	85
Value of livestock, poultry, and their products	16	458
<b>VALUE OF SALES BY COMMODITY GROUP (\$1,000)</b>		
Grains, oilseeds, dry beans, and dry peas	4	11
Tobacco	-	-
Cotton and cottonseed	-	-
Vegetables, melons, potatoes and sweet potatoes	2	(D)
Fruits, tree nuts, and berries	3	16
Nursery, greenhouse, floriculture, and sod	1	(D)
Cut Christmas trees and short rotation woody crops	-	-
Other crops and hay	7	36
Poultry and eggs	3	(D)
Cattle and calves	6	(D)
Milk and other dairy products from cows	-	-
Hogs and pigs	-	-
Sheep, goats, and their products	2	(D)
Horses, ponies, mules, burros, and donkeys	4	12
Aquaculture	-	-
Other animals and other animal products	3	(D)
<b>TOP CROP ITEMS (acres)</b>		
Forage - land used for all hay and haylage, grass silage, and greenchop	13	424
Corn for grain	7	63
Oats for grain	5	18
Apples	2	(D)
Vegetables harvested for sale	2	(D)
<b>TOP LIVESTOCK INVENTORY ITEMS (number)</b>		
Mink and their pelts	1	(D)
Layers	3	(D)
Pigeons or squab	2	(D)
Goats, all	3	106
Horses and ponies	12	92

### Operator Characteristics

Item	Quantity
Primary occupation:	
Farming	25
Other	23
Days worked off farm:	
None	27
Any	21
Years on present farm:	
2 years or less	1
3 to 4 years	7
5 to 9 years	8
10 years or more	32
Age group:	
Under 45 years	14
45 to 64 years	17
65 years and over	17
Average age of principal operator (years)	55.6

### Economic Characteristics

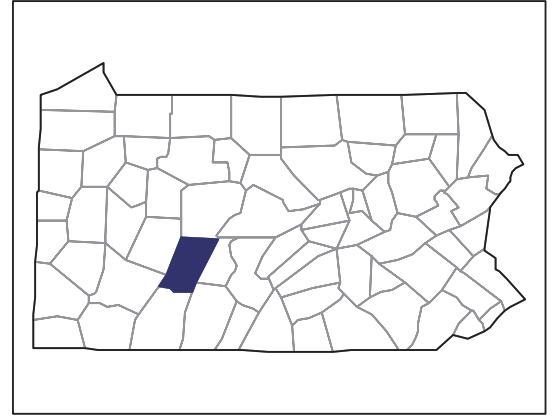
Item	Quantity
Farms by value of sales:	
Less than \$1,000	25
\$1,000 to \$2,499	7
\$2,500 to \$4,999	3
\$5,000 to \$9,999	5
\$10,000 to \$49,999	7
\$50,000 to \$99,999	-
\$100,000 to \$249,999	-
\$250,000 to \$499,999	1
\$500,000 or more	-
Total farm production expenses (\$1,000)	718
Average per farm (\$)	14,951
Net cash farm income of operation (\$1,000)	-140
Average per farm (\$)	-2,906
Value of agricultural products sold directly to individuals for human consumption (\$1,000)	(D)
Total organic product sales (\$1,000)	-
Total income from farm-related sources, gross before taxes and expenses (\$1,000)	15

See "Census of Agriculture, Volume 1, Geographic Area Series" for complete footnotes, explanations, definitions, and methodology.  
(D) Cannot be disclosed. (Z) Less than half of the unit shown.

# 2007 CENSUS *OF* AGRICULTURE

## Cambria County – Pennsylvania

### Farms with Spanish, Hispanic, or Latino Operators Compared with All Farms



Data are not available at this geographic level for farms with Spanish, Hispanic, or Latino operators.



United States Department of Agriculture  
National Agricultural Statistics Service

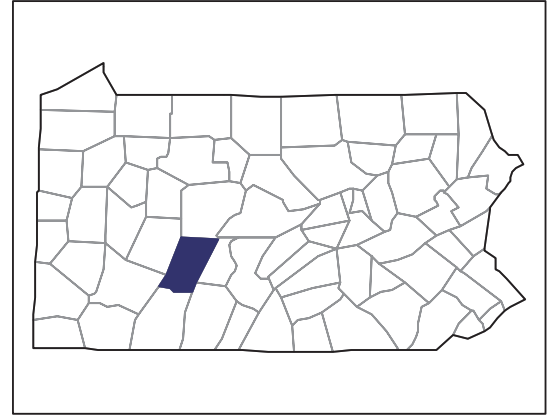
[www.agcensus.usda.gov](http://www.agcensus.usda.gov)



# 2007 CENSUS OF AGRICULTURE

## Cambria County – Pennsylvania

### Farms with American Indian or Alaska Native Operators Compared with All Farms



Data are not available at this geographic level for farms with American Indian or Alaska Native operators.



United States Department of Agriculture  
National Agricultural Statistics Service

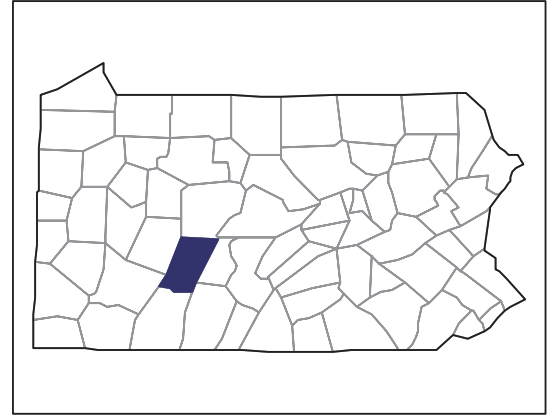
[www.agcensus.usda.gov](http://www.agcensus.usda.gov)



# 2007 CENSUS *OF* AGRICULTURE

## Cambria County – Pennsylvania

### Farms with Asian Operators Compared with All Farms



Data are not available at this geographic level for farms with Asian operators.



United States Department of Agriculture  
National Agricultural Statistics Service

[www.agcensus.usda.gov](http://www.agcensus.usda.gov)

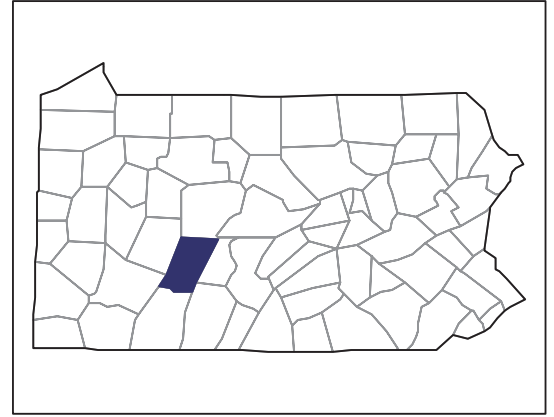




# 2007 CENSUS OF AGRICULTURE

## Cambria County – Pennsylvania

### Farms with Black or African American Operators Compared with All Farms



Data are not available at this geographic level for farms with Black or African American operators.



United States Department of Agriculture  
National Agricultural Statistics Service

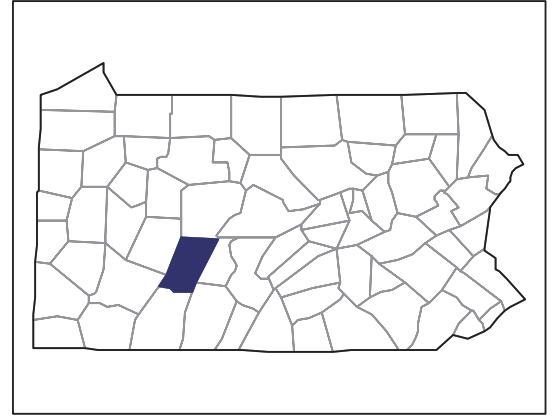
[www.agcensus.usda.gov](http://www.agcensus.usda.gov)



# 2007 CENSUS OF AGRICULTURE

## Cambria County – Pennsylvania

### Farms with Native Hawaiian or Other Pacific Islander Operators Compared with All Farms



Data are not available at this geographic level for farms with Native Hawaiian or Other Pacific Islander operators.



United States Department of Agriculture  
National Agricultural Statistics Service

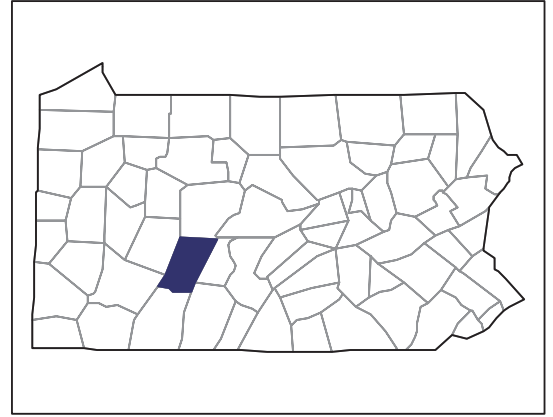
[www.agcensus.usda.gov](http://www.agcensus.usda.gov)



# 2007 CENSUS OF AGRICULTURE

## Cambria County – Pennsylvania

### Farms with White Operators Compared with All Farms



Data are not available at this geographic level for farms with White operators.



United States Department of Agriculture  
National Agricultural Statistics Service

[www.agcensus.usda.gov](http://www.agcensus.usda.gov)

