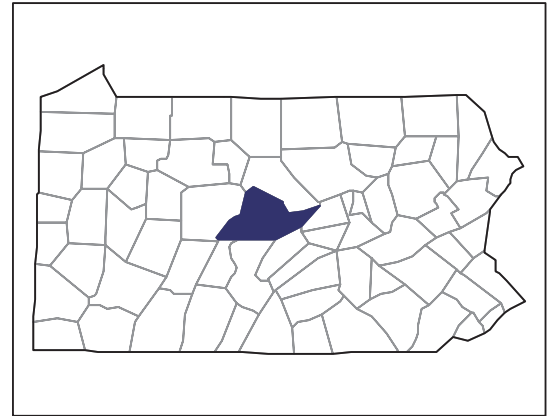


2007 CENSUS OF AGRICULTURE



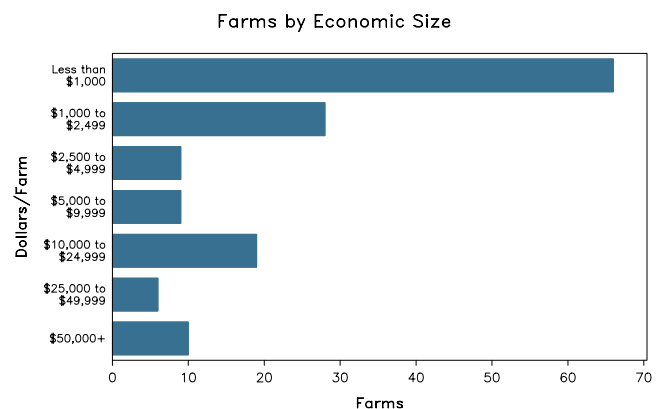
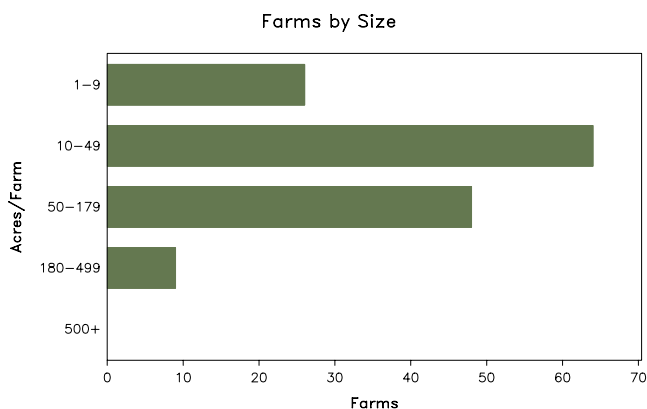
Centre County – Pennsylvania

Farms with Women Principal Operators Compared with All Farms

	Women Principal Operators	All Farms
Number of Farms	147	1,146
Land in Farms	9,696 acres	148,464 acres
Average Size of Farm	66 acres	130 acres
Market Value of Products Sold	\$3,695,000	\$69,661,000
Crop Sales	\$857,000	\$17,517,000
Livestock Sales	\$2,838,000	\$52,144,000
Average Per Farm	\$25,133	\$60,786
Government Payments	\$59,000	\$1,266,000
Average Per Farm Receiving Payments	\$3,670	\$4,124

See footnotes on reverse page.

Farms with Women Principal Operators



2007 CENSUS OF AGRICULTURE

Centre County – Pennsylvania Farms with Women Principal Operators

Selected Highlights

Item	Farms	Quantity
MARKET VALUE OF AGRICULTURAL PRODUCTS SOLD (\$1,000)		
Total value of agricultural products sold	147	3,695
Value of crops including nursery and greenhouse	51	857
Value of livestock, poultry, and their products	68	2,838
VALUE OF SALES BY COMMODITY GROUP (\$1,000)		
Grains, oilseeds, dry beans, and dry peas	15	(D)
Tobacco	-	-
Cotton and cottonseed	-	-
Vegetables, melons, potatoes and sweet potatoes	10	173
Fruits, tree nuts, and berries	8	163
Nursery, greenhouse, floriculture, and sod	13	291
Cut Christmas trees and short rotation woody crops	1	(D)
Other crops and hay	26	173
Poultry and eggs	33	(D)
Cattle and calves	15	123
Milk and other dairy products from cows	5	(D)
Hogs and pigs	5	2
Sheep, goats, and their products	22	87
Horses, ponies, mules, burros, and donkeys	14	47
Aquaculture	1	(D)
Other animals and other animal products	4	18
TOP CROP ITEMS (acres)		
Forage - land used for all hay and haylage, grass silage, and greenchop	67	2,157
Corn for silage or greenchop	11	322
Corn for grain	19	217
Soybeans for beans	3	73
Vegetables harvested for sale	10	29
TOP LIVESTOCK INVENTORY ITEMS (number)		
Pigeons or squab	5	1,060
Cattle and calves	37	946
Horses and ponies	61	520
Layers	28	434
Sheep and lambs	18	312

Operator Characteristics

Item	Quantity
Primary occupation:	
Farming	55
Other	92
Days worked off farm:	
None	59
Any	88
Years on present farm:	
2 years or less	12
3 to 4 years	2
5 to 9 years	28
10 years or more	105
Age group:	
Under 45 years	36
45 to 64 years	80
65 years and over	31
Average age of principal operator (years)	54.3

Economic Characteristics

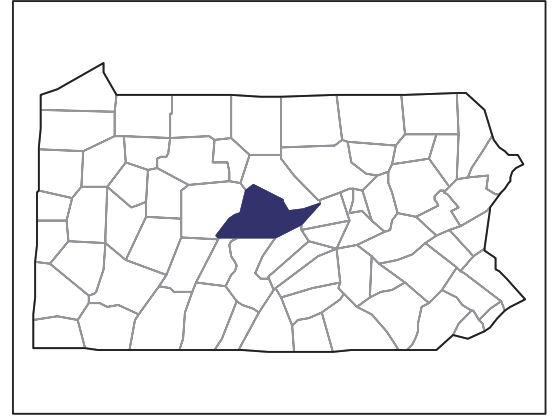
Item	Quantity
Farms by value of sales:	
Less than \$1,000	67
\$1,000 to \$2,499	28
\$2,500 to \$4,999	9
\$5,000 to \$9,999	8
\$10,000 to \$49,999	25
\$50,000 to \$99,999	2
\$100,000 to \$249,999	6
\$250,000 to \$499,999	1
\$500,000 or more	1
Total farm production expenses (\$1,000)	2,738
Average per farm (\$)	18,627
Net cash farm income of operation (\$1,000)	1,304
Average per farm (\$)	8,871
Value of agricultural products sold directly to individuals for human consumption (\$1,000)	144
Total organic product sales (\$1,000)	(D)
Total income from farm-related sources, gross before taxes and expenses (\$1,000)	289

See "Census of Agriculture, Volume 1, Geographic Area Series" for complete footnotes, explanations, definitions, and methodology.
(D) Cannot be disclosed. (Z) Less than half of the unit shown.

2007 CENSUS OF AGRICULTURE

Centre County – Pennsylvania

Farms with Spanish, Hispanic, or Latino Operators Compared with All Farms



Data are not available at this geographic level for farms with Spanish, Hispanic, or Latino operators.



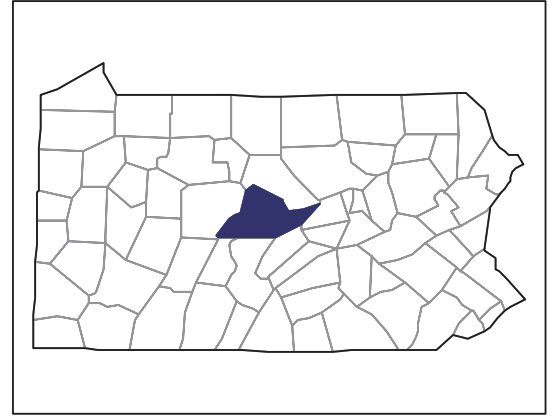
United States Department of Agriculture
National Agricultural Statistics Service

www.agcensus.usda.gov

2007 CENSUS *OF* AGRICULTURE

Centre County – Pennsylvania

Farms with American Indian or Alaska Native Operators Compared with All Farms



Data are not available at this geographic level for farms with American Indian or Alaska Native operators.



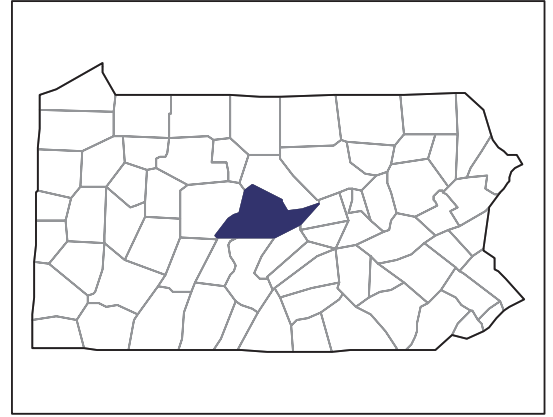
United States Department of Agriculture
National Agricultural Statistics Service

www.agcensus.usda.gov

2007 CENSUS *OF* AGRICULTURE

Centre County – Pennsylvania

**Farms with Asian Operators
Compared with All Farms**



Data are not available at this geographic level for farms with Asian operators.



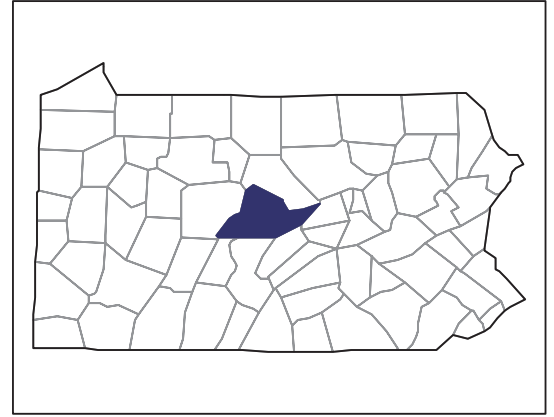
United States Department of Agriculture
National Agricultural Statistics Service

www.agcensus.usda.gov

2007 CENSUS *OF* AGRICULTURE

Centre County – Pennsylvania

Farms with Black or African American Operators Compared with All Farms



Data are not available at this geographic level for farms with Black or African American operators.



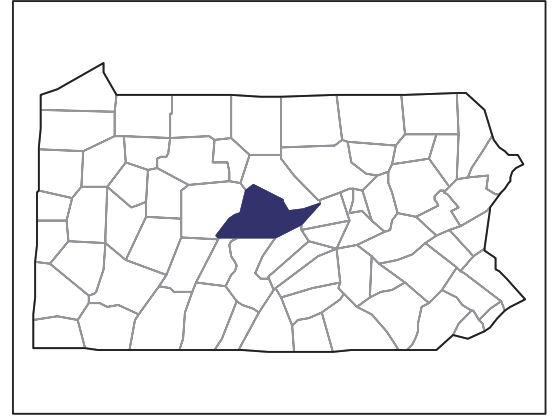
United States Department of Agriculture
National Agricultural Statistics Service

www.agcensus.usda.gov

2007 CENSUS OF AGRICULTURE

Centre County – Pennsylvania

Farms with Native Hawaiian or Other Pacific Islander Operators Compared with All Farms



Data are not available at this geographic level for farms with Native Hawaiian or Other Pacific Islander operators.



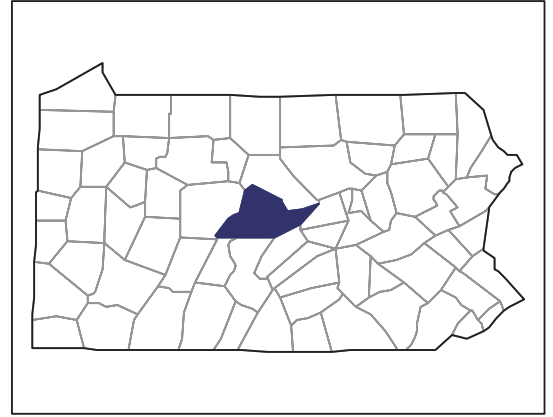
United States Department of Agriculture
National Agricultural Statistics Service

www.agcensus.usda.gov

2007 CENSUS OF AGRICULTURE

Centre County – Pennsylvania

Farms with White Operators Compared with All Farms



Data are not available at this geographic level for farms with White operators.



United States Department of Agriculture
National Agricultural Statistics Service

www.agcensus.usda.gov

