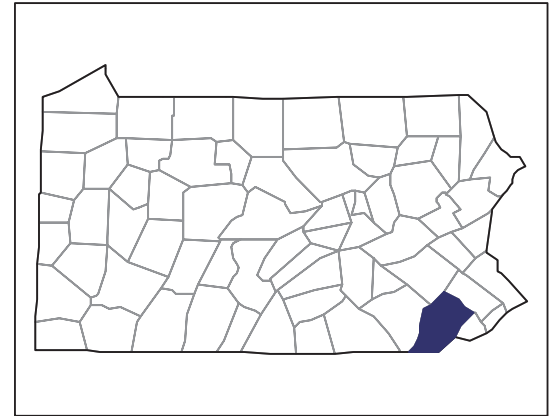


# 2007 CENSUS OF AGRICULTURE



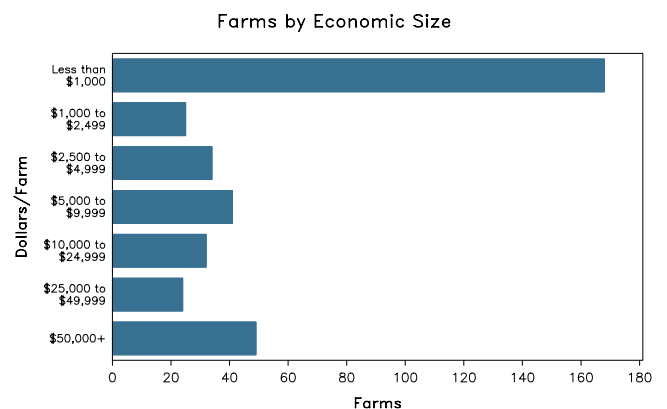
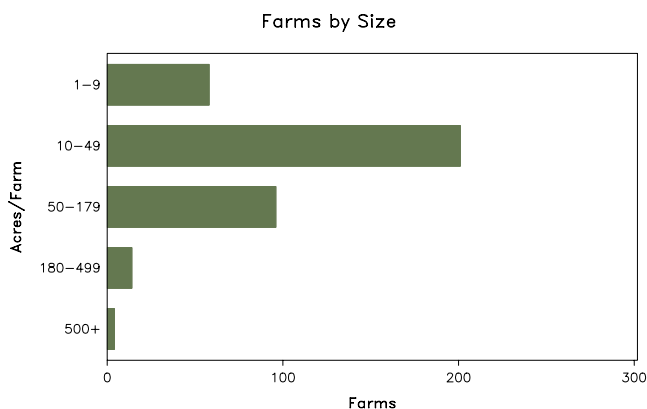
## Chester County – Pennsylvania

### Farms with Women Principal Operators Compared with All Farms

	Women Principal Operators	All Farms
<b>Number of Farms</b>	373	1,733
<b>Land in Farms</b>	21,152 acres	166,891 acres
<b>Average Size of Farm</b>	57 acres	96 acres
<b>Market Value of Products Sold</b>	\$11,030,000	\$553,290,000
Crop Sales	\$5,048,000	\$440,169,000
Livestock Sales	\$5,982,000	\$113,121,000
Average Per Farm	\$29,570	\$319,267
<b>Government Payments</b>	\$113,000	\$2,068,000
Average Per Farm Receiving Payments	\$3,142	\$6,804

See footnotes on reverse page.

### Farms with Women Principal Operators



# 2007 CENSUS OF AGRICULTURE

## Chester County – Pennsylvania Farms with Women Principal Operators

### Selected Highlights

Item	Farms	Quantity
<b>MARKET VALUE OF AGRICULTURAL PRODUCTS SOLD (\$1,000)</b>		
Total value of agricultural products sold	373	11,030
Value of crops including nursery and greenhouse	109	5,048
Value of livestock, poultry, and their products	188	5,982
<b>VALUE OF SALES BY COMMODITY GROUP (\$1,000)</b>		
Grains, oilseeds, dry beans, and dry peas	27	1,132
Tobacco	4	106
Cotton and cottonseed	-	-
Vegetables, melons, potatoes and sweet potatoes	16	386
Fruits, tree nuts, and berries	14	343
Nursery, greenhouse, floriculture, and sod	21	2,242
Cut Christmas trees and short rotation woody crops	5	114
Other crops and hay	55	725
Poultry and eggs	43	111
Cattle and calves	30	289
Milk and other dairy products from cows	11	1,326
Hogs and pigs	5	16
Sheep, goats, and their products	38	38
Horses, ponies, mules, burros, and donkeys	84	4,075
Aquaculture	-	-
Other animals and other animal products	25	126
<b>TOP CROP ITEMS (acres)</b>		
Forage - land used for all hay and haylage, grass silage, and greenchop	116	4,244
Corn for grain	24	1,628
Soybeans for beans	11	558
Wheat for grain, all	7	278
Corn for silage or greenchop	6	179
<b>TOP LIVESTOCK INVENTORY ITEMS (number)</b>		
Layers	52	6,850
Horses and ponies	266	2,834
Cattle and calves	48	1,301
Sheep and lambs	33	588
Goats, all	51	461

### Operator Characteristics

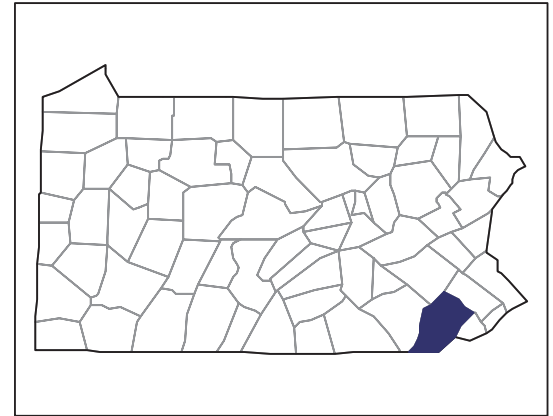
Item	Quantity
Primary occupation:	
Farming	182
Other	191
Days worked off farm:	
None	143
Any	230
Years on present farm:	
2 years or less	9
3 to 4 years	34
5 to 9 years	81
10 years or more	249
Age group:	
Under 45 years	79
45 to 64 years	223
65 years and over	71
Average age of principal operator (years)	54.5

### Economic Characteristics

Item	Quantity
Farms by value of sales:	
Less than \$1,000	179
\$1,000 to \$2,499	22
\$2,500 to \$4,999	30
\$5,000 to \$9,999	39
\$10,000 to \$49,999	55
\$50,000 to \$99,999	21
\$100,000 to \$249,999	13
\$250,000 to \$499,999	11
\$500,000 or more	3
Total farm production expenses (\$1,000)	18,481
Average per farm (\$)	49,548
Net cash farm income of operation (\$1,000)	-1,250
Average per farm (\$)	-3,350
Value of agricultural products sold directly to individuals for human consumption (\$1,000)	355
Total organic product sales (\$1,000)	407
Total income from farm-related sources, gross before taxes and expenses (\$1,000)	6,089

See "Census of Agriculture, Volume 1, Geographic Area Series" for complete footnotes, explanations, definitions, and methodology.  
(D) Cannot be disclosed. (Z) Less than half of the unit shown.

# 2007 CENSUS OF AGRICULTURE



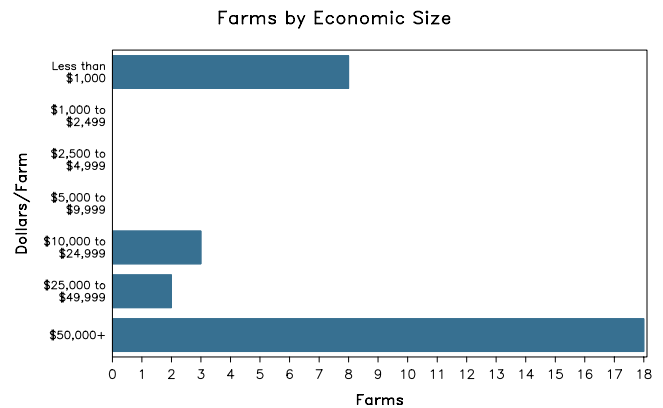
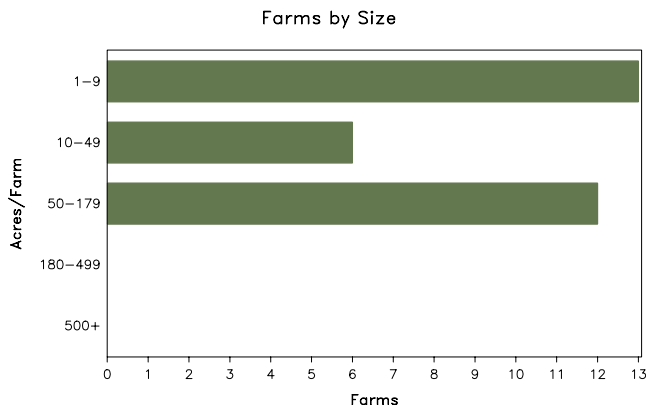
## Chester County – Pennsylvania

### Farms with Spanish, Hispanic, or Latino Operators Compared with All Farms

	Spanish, Hispanic, or Latino Operators	All Farms
<b>Number of Farm Operators</b> <sup>1</sup>	46	2,688
<b>Number of Farms</b>	31	1,733
<b>Land in Farms</b>	1,128 acres	166,891 acres
<b>Average Size of Farm</b>	36 acres	96 acres
<b>Market Value of Products Sold</b>	\$35,479,000	\$553,290,000
Crop Sales	\$34,392,000	\$440,169,000
Livestock Sales	\$1,088,000	\$113,121,000
Average Per Farm	\$1,144,493	\$319,267
<b>Government Payments</b>	(D)	\$2,068,000
Average Per Farm Receiving Payments	(D)	\$6,804

See footnotes on reverse page.

### Farms with Spanish, Hispanic, or Latino Operators



# 2007 CENSUS OF AGRICULTURE

## Chester County – Pennsylvania Farms with Spanish, Hispanic, or Latino Operators

### Selected Highlights

Item	Farms	Quantity
<b>MARKET VALUE OF AGRICULTURAL PRODUCTS SOLD (\$1,000)</b>		
Total value of agricultural products sold	31	35,479
Value of crops including nursery and greenhouse	24	34,392
Value of livestock, poultry, and their products	14	1,088
<b>VALUE OF SALES BY COMMODITY GROUP (\$1,000)</b>		
Grains, oilseeds, dry beans, and dry peas	3	(D)
Tobacco	-	-
Cotton and cottonseed	-	-
Vegetables, melons, potatoes and sweet potatoes	1	(D)
Fruits, tree nuts, and berries	4	(D)
Nursery, greenhouse, floriculture, and sod	12	34,088
Cut Christmas trees and short rotation woody crops	-	-
Other crops and hay	5	-
Poultry and eggs	8	3
Cattle and calves	2	(D)
Milk and other dairy products from cows	3	396
Hogs and pigs	5	(D)
Sheep, goats, and their products	7	2
Horses, ponies, mules, burros, and donkeys	4	678
Aquaculture	-	-
Other animals and other animal products	-	-
<b>TOP CROP ITEMS (acres)</b>		
Forage - land used for all hay and haylage, grass silage, and greenchop	10	231
Corn for grain	3	138
Corn for silage or greenchop	3	59
Grapes	4	54
Wheat for grain, all	2	(D)
<b>TOP LIVESTOCK INVENTORY ITEMS (number)</b>		
Cattle and calves	3	213
Horses and ponies	8	173
Layers	8	164
Goats, all	7	76
Hogs and pigs	5	30

### Operator Characteristics

Item	Quantity
Primary occupation:	
Farming	24
Other	22
Days worked off farm:	
None	12
Any	34
Years on present farm:	
2 years or less	3
3 to 4 years	16
5 to 9 years	15
10 years or more	12
Age group:	
Under 45 years	25
45 to 64 years	21
65 years and over	-
Average age (years)	39.0

### Economic Characteristics

Item	Quantity
Farms by value of sales:	
Less than \$1,000	8
\$1,000 to \$2,499	-
\$2,500 to \$4,999	-
\$5,000 to \$9,999	-
\$10,000 to \$49,999	5
\$50,000 to \$99,999	1
\$100,000 to \$249,999	4
\$250,000 to \$499,999	3
\$500,000 or more	10
Total farm production expenses (\$1,000)	33,326
Average per farm (\$)	1,075,032
Net cash farm income of operation (\$1,000)	3,042
Average per farm (\$)	98,138
Value of agricultural products sold directly to individuals for human consumption (\$1,000)	3
Total organic product sales (\$1,000)	-
Total income from farm-related sources, gross before taxes and expenses (\$1,000)	(D)

See "Census of Agriculture, Volume 1, Geographic Area Series" for complete footnotes, explanations, definitions, and methodology.

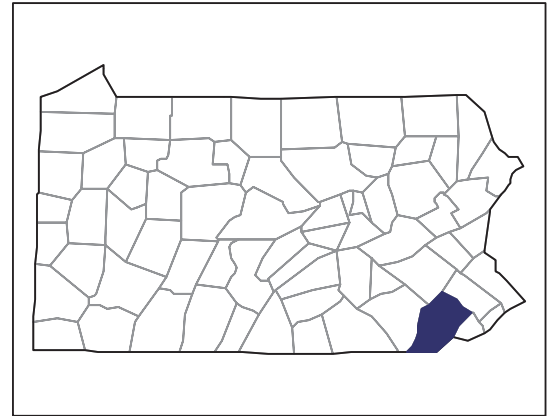
(D) Cannot be disclosed. (Z) Less than half of the unit shown.

<sup>1</sup> Data were collected for a maximum of three operators per farm.

# 2007 CENSUS OF AGRICULTURE

## Chester County – Pennsylvania

### Farms with American Indian or Alaska Native Operators Compared with All Farms



Data are not available at this geographic level for farms with American Indian or Alaska Native operators.



United States Department of Agriculture  
National Agricultural Statistics Service

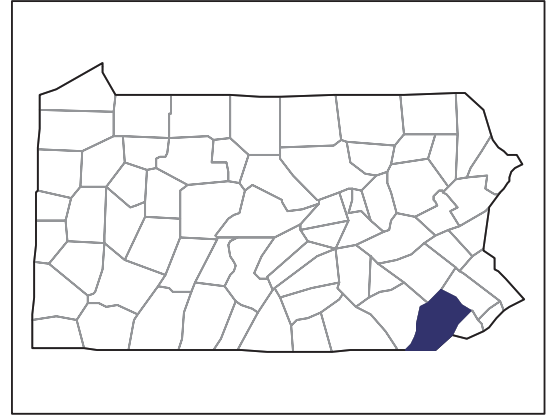
[www.agcensus.usda.gov](http://www.agcensus.usda.gov)



# 2007 CENSUS *OF* AGRICULTURE

**Chester County – Pennsylvania**

**Farms with Asian Operators  
Compared with All Farms**



**Data are not available at this geographic level for farms with Asian operators.**



United States Department of Agriculture  
National Agricultural Statistics Service

[www.agcensus.usda.gov](http://www.agcensus.usda.gov)

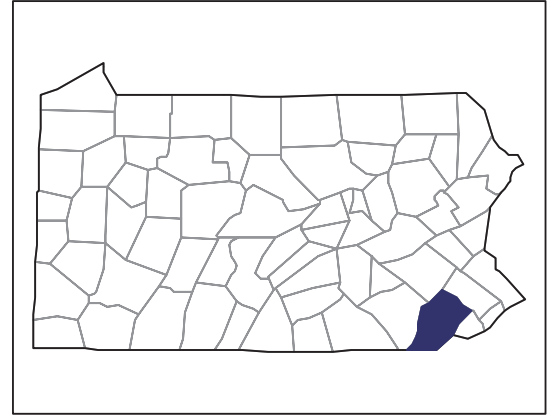




# 2007 CENSUS OF AGRICULTURE

## Chester County – Pennsylvania

### Farms with Black or African American Operators Compared with All Farms



Data are not available at this geographic level for farms with Black or African American operators.



United States Department of Agriculture  
National Agricultural Statistics Service

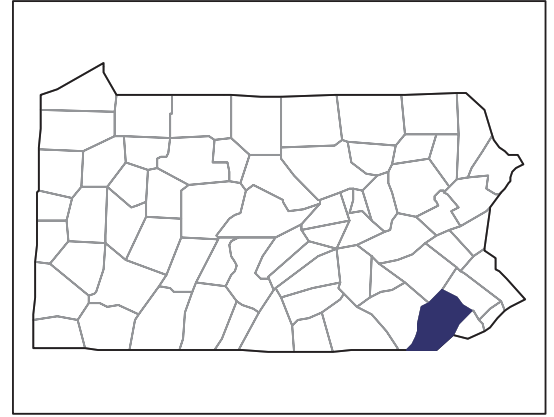
[www.agcensus.usda.gov](http://www.agcensus.usda.gov)



# 2007 CENSUS *OF* AGRICULTURE

## Chester County – Pennsylvania

### Farms with Native Hawaiian or Other Pacific Islander Operators Compared with All Farms



Data are not available at this geographic level for farms with Native Hawaiian or Other Pacific Islander operators.



United States Department of Agriculture  
National Agricultural Statistics Service

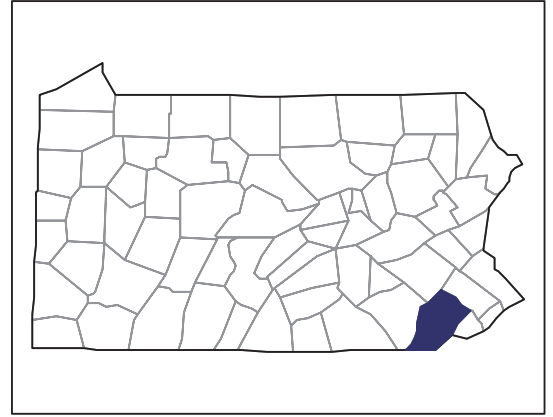
[www.agcensus.usda.gov](http://www.agcensus.usda.gov)



# 2007 CENSUS *OF* AGRICULTURE

**Chester County – Pennsylvania**

**Farms with White Operators  
Compared with All Farms**



**Data are not available at this geographic level for farms with White operators.**



United States Department of Agriculture  
National Agricultural Statistics Service

[www.agcensus.usda.gov](http://www.agcensus.usda.gov)

