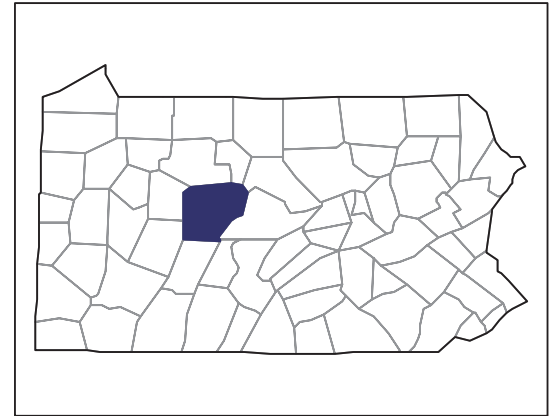


2007 CENSUS OF AGRICULTURE



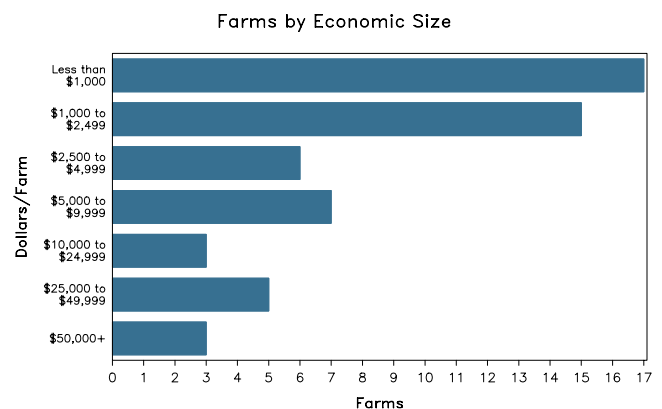
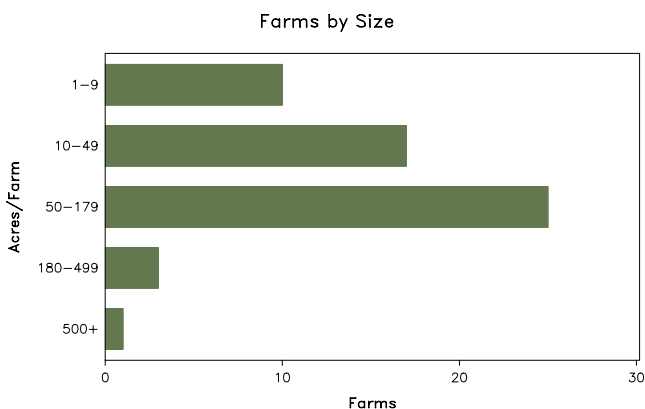
Clearfield County – Pennsylvania

Farms with Women Principal Operators Compared with All Farms

	Women Principal Operators	All Farms
Number of Farms	56	473
Land in Farms	4,586 acres	62,721 acres
Average Size of Farm	82 acres	133 acres
Market Value of Products Sold	\$584,000	\$11,102,000
Crop Sales	\$406,000	\$4,281,000
Livestock Sales	\$178,000	\$6,822,000
Average Per Farm	\$10,426	\$23,472
Government Payments	\$16,000	\$240,000
Average Per Farm Receiving Payments	\$2,232	\$2,399

See footnotes on reverse page.

Farms with Women Principal Operators



2007 CENSUS OF AGRICULTURE

Clearfield County – Pennsylvania Farms with Women Principal Operators

Selected Highlights

Item	Farms	Quantity
MARKET VALUE OF AGRICULTURAL PRODUCTS SOLD (\$1,000)		
Total value of agricultural products sold	56	584
Value of crops including nursery and greenhouse	25	406
Value of livestock, poultry, and their products	29	178
VALUE OF SALES BY COMMODITY GROUP (\$1,000)		
Grains, oilseeds, dry beans, and dry peas	8	(D)
Tobacco	-	-
Cotton and cottonseed	-	-
Vegetables, melons, potatoes and sweet potatoes	1	(D)
Fruits, tree nuts, and berries	-	-
Nursery, greenhouse, floriculture, and sod	8	(D)
Cut Christmas trees and short rotation woody crops	4	(D)
Other crops and hay	9	81
Poultry and eggs	2	(D)
Cattle and calves	6	38
Milk and other dairy products from cows	-	-
Hogs and pigs	4	(D)
Sheep, goats, and their products	-	-
Horses, ponies, mules, burros, and donkeys	20	134
Aquaculture	-	-
Other animals and other animal products	-	-
TOP CROP ITEMS (acres)		
Forage - land used for all hay and haylage, grass silage, and greenchop	21	588
Corn for grain	8	77
Oats for grain	3	31
Cut Christmas trees	4	15
Barley for grain	1	(D)
TOP LIVESTOCK INVENTORY ITEMS (number)		
Cattle and calves	9	190
Horses and ponies	23	160
Hogs and pigs	4	63
Layers	6	63
Rabbits and their pelts	4	8

Operator Characteristics

Item	Quantity
Primary occupation:	
Farming	19
Other	37
Days worked off farm:	
None	16
Any	40
Years on present farm:	
2 years or less	6
3 to 4 years	-
5 to 9 years	5
10 years or more	45
Age group:	
Under 45 years	4
45 to 64 years	45
65 years and over	7
Average age of principal operator (years)	55.2

Economic Characteristics

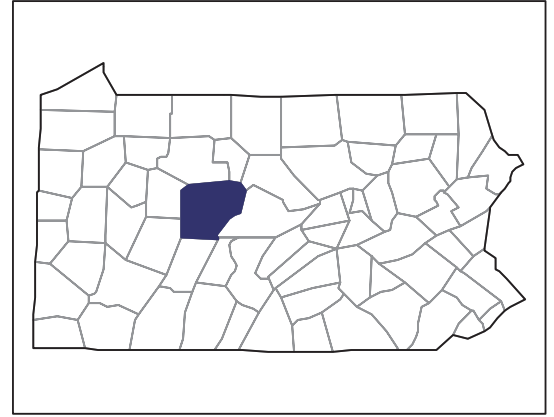
Item	Quantity
Farms by value of sales:	
Less than \$1,000	22
\$1,000 to \$2,499	12
\$2,500 to \$4,999	5
\$5,000 to \$9,999	6
\$10,000 to \$49,999	8
\$50,000 to \$99,999	2
\$100,000 to \$249,999	1
\$250,000 to \$499,999	-
\$500,000 or more	-
Total farm production expenses (\$1,000)	802
Average per farm (\$)	14,330
Net cash farm income of operation (\$1,000)	-155
Average per farm (\$)	-2,759
Value of agricultural products sold directly to individuals for human consumption (\$1,000)	4
Total organic product sales (\$1,000)	-
Total income from farm-related sources, gross before taxes and expenses (\$1,000)	48

See "Census of Agriculture, Volume 1, Geographic Area Series" for complete footnotes, explanations, definitions, and methodology.
(D) Cannot be disclosed. (Z) Less than half of the unit shown.

2007 CENSUS OF AGRICULTURE

Clearfield County – Pennsylvania

Farms with Spanish, Hispanic, or Latino Operators Compared with All Farms



Data are not available at this geographic level for farms with Spanish, Hispanic, or Latino operators.



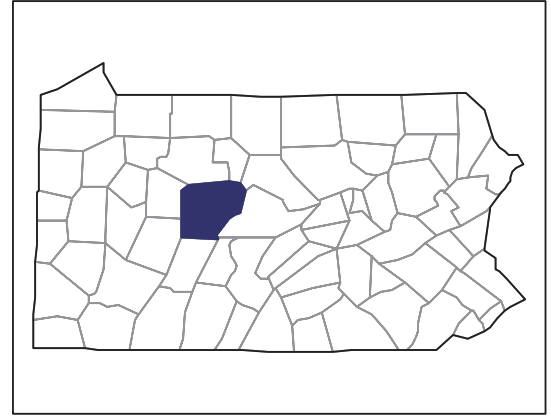
United States Department of Agriculture
National Agricultural Statistics Service

www.agcensus.usda.gov

2007 CENSUS OF AGRICULTURE

Clearfield County – Pennsylvania

Farms with American Indian or Alaska Native Operators Compared with All Farms



Data are not available at this geographic level for farms with American Indian or Alaska Native operators.



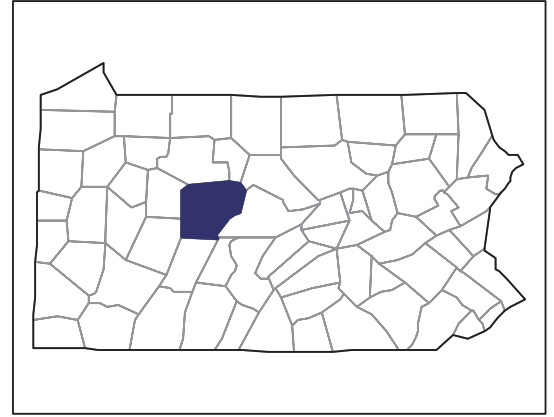
United States Department of Agriculture
National Agricultural Statistics Service

www.agcensus.usda.gov

2007 CENSUS *OF* AGRICULTURE

Clearfield County – Pennsylvania

**Farms with Asian Operators
Compared with All Farms**



Data are not available at this geographic level for farms with Asian operators.



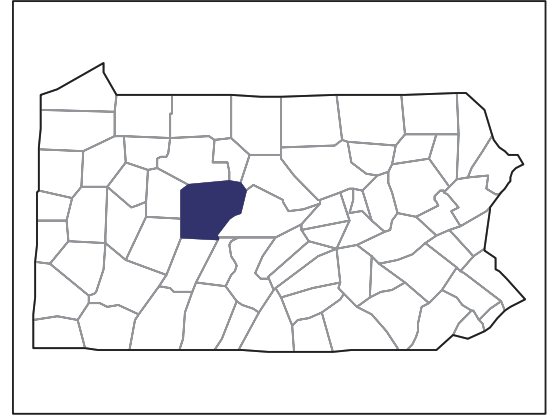
United States Department of Agriculture
National Agricultural Statistics Service

www.agcensus.usda.gov

2007 CENSUS OF AGRICULTURE

Clearfield County – Pennsylvania

Farms with Black or African American Operators Compared with All Farms



Data are not available at this geographic level for farms with Black or African American operators.



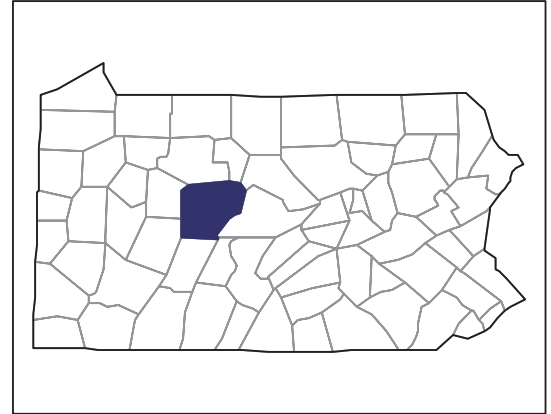
United States Department of Agriculture
National Agricultural Statistics Service

www.agcensus.usda.gov

2007 CENSUS OF AGRICULTURE

Clearfield County – Pennsylvania

Farms with Native Hawaiian or Other Pacific Islander Operators Compared with All Farms



Data are not available at this geographic level for farms with Native Hawaiian or Other Pacific Islander operators.



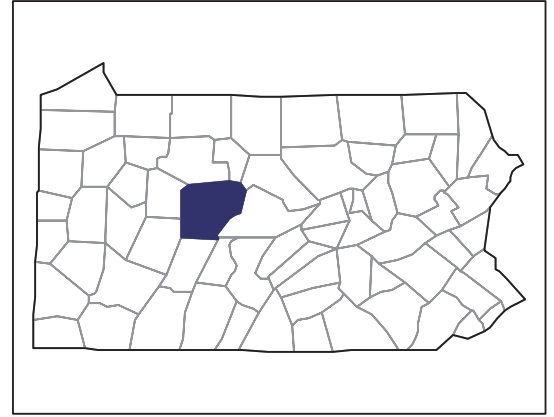
United States Department of Agriculture
National Agricultural Statistics Service

www.agcensus.usda.gov

2007 CENSUS *OF* AGRICULTURE

Clearfield County – Pennsylvania

**Farms with White Operators
Compared with All Farms**



Data are not available at this geographic level for farms with White operators.



United States Department of Agriculture
National Agricultural Statistics Service

www.agcensus.usda.gov

