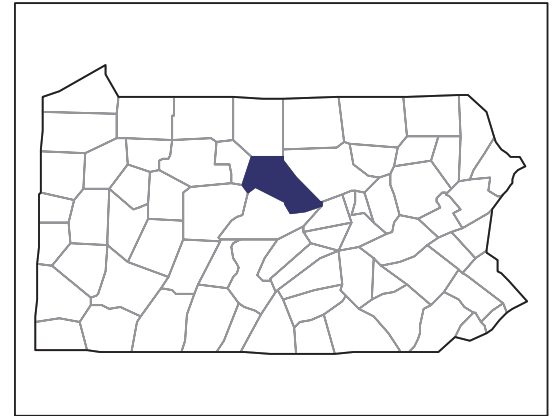


2007 CENSUS OF AGRICULTURE



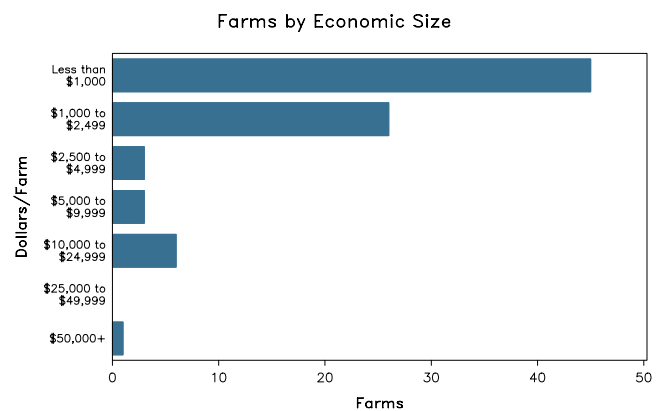
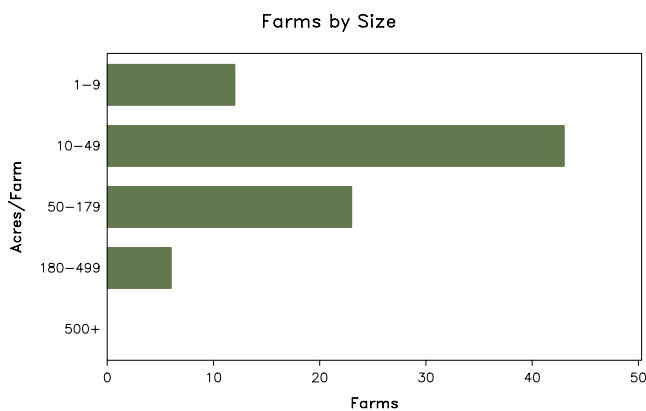
Clinton County – Pennsylvania

Farms with Women Principal Operators Compared with All Farms

	Women Principal Operators	All Farms
Number of Farms	84	537
Land in Farms	4,665 acres	56,626 acres
Average Size of Farm	56 acres	105 acres
Market Value of Products Sold	\$356,000	\$43,661,000
Crop Sales	\$75,000	\$8,039,000
Livestock Sales	\$281,000	\$35,622,000
Average Per Farm	\$4,241	\$81,305
Government Payments	\$17,000	\$559,000
Average Per Farm Receiving Payments	\$1,692	\$3,431

See footnotes on reverse page.

Farms with Women Principal Operators



2007 CENSUS OF AGRICULTURE

Clinton County – Pennsylvania Farms with Women Principal Operators

Selected Highlights

Item	Farms	Quantity
MARKET VALUE OF AGRICULTURAL PRODUCTS SOLD (\$1,000)		
Total value of agricultural products sold	84	356
Value of crops including nursery and greenhouse	21	75
Value of livestock, poultry, and their products	38	281
VALUE OF SALES BY COMMODITY GROUP (\$1,000)		
Grains, oilseeds, dry beans, and dry peas	3	1
Tobacco	-	-
Cotton and cottonseed	-	-
Vegetables, melons, potatoes and sweet potatoes	1	(D)
Fruits, tree nuts, and berries	1	(D)
Nursery, greenhouse, floriculture, and sod	3	38
Cut Christmas trees and short rotation woody crops	1	(D)
Other crops and hay	14	19
Poultry and eggs	19	8
Cattle and calves	8	(D)
Milk and other dairy products from cows	-	-
Hogs and pigs	8	3
Sheep, goats, and their products	5	3
Horses, ponies, mules, burros, and donkeys	11	(D)
Aquaculture	1	(D)
Other animals and other animal products	-	-
TOP CROP ITEMS (acres)		
Forage - land used for all hay and haylage, grass silage, and greenchop	33	692
Cut Christmas trees	1	(D)
Corn for grain	3	14
Oats for grain	2	(D)
Vegetables harvested for sale	1	(D)
TOP LIVESTOCK INVENTORY ITEMS (number)		
Layers	19	421
Horses and ponies	36	273
Cattle and calves	19	118
Goats, all	14	91
Ducks	3	90

Operator Characteristics

Item	Quantity
Primary occupation:	
Farming	38
Other	46
Days worked off farm:	
None	41
Any	43
Years on present farm:	
2 years or less	2
3 to 4 years	7
5 to 9 years	20
10 years or more	55
Age group:	
Under 45 years	30
45 to 64 years	34
65 years and over	20
Average age of principal operator (years)	51.0

Economic Characteristics

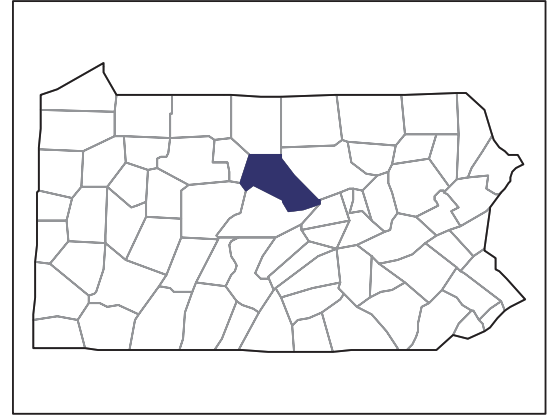
Item	Quantity
Farms by value of sales:	
Less than \$1,000	52
\$1,000 to \$2,499	21
\$2,500 to \$4,999	1
\$5,000 to \$9,999	3
\$10,000 to \$49,999	6
\$50,000 to \$99,999	-
\$100,000 to \$249,999	1
\$250,000 to \$499,999	-
\$500,000 or more	-
Total farm production expenses (\$1,000)	971
Average per farm (\$)	11,558
Net cash farm income of operation (\$1,000)	-347
Average per farm (\$)	-4,137
Value of agricultural products sold directly to individuals for human consumption (\$1,000)	8
Total organic product sales (\$1,000)	-
Total income from farm-related sources, gross before taxes and expenses (\$1,000)	250

See "Census of Agriculture, Volume 1, Geographic Area Series" for complete footnotes, explanations, definitions, and methodology.
(D) Cannot be disclosed. (Z) Less than half of the unit shown.

2007 CENSUS OF AGRICULTURE

Clinton County – Pennsylvania

Farms with Spanish, Hispanic, or Latino Operators Compared with All Farms



Data are not available at this geographic level for farms with Spanish, Hispanic, or Latino operators.



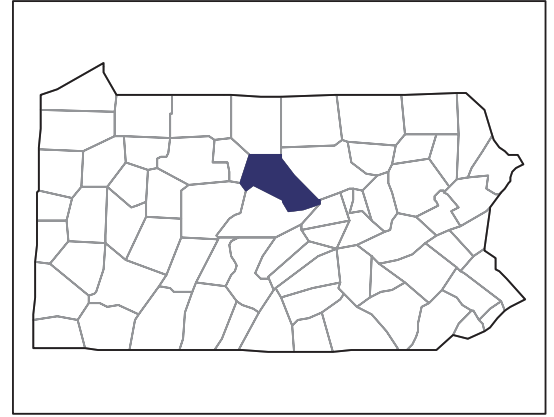
United States Department of Agriculture
National Agricultural Statistics Service

www.agcensus.usda.gov

2007 CENSUS OF AGRICULTURE

Clinton County – Pennsylvania

Farms with American Indian or Alaska Native Operators Compared with All Farms



Data are not available at this geographic level for farms with American Indian or Alaska Native operators.



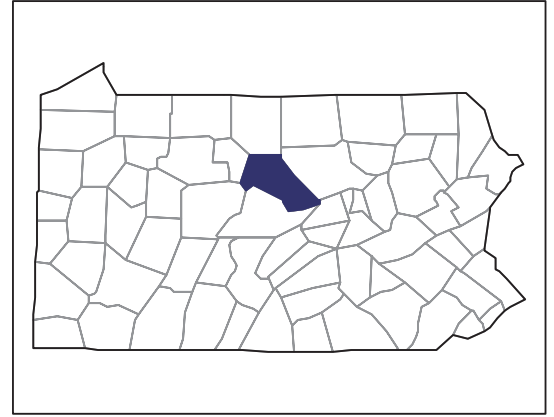
United States Department of Agriculture
National Agricultural Statistics Service

www.agcensus.usda.gov

2007 CENSUS *OF* AGRICULTURE

Clinton County – Pennsylvania

**Farms with Asian Operators
Compared with All Farms**



Data are not available at this geographic level for farms with Asian operators.



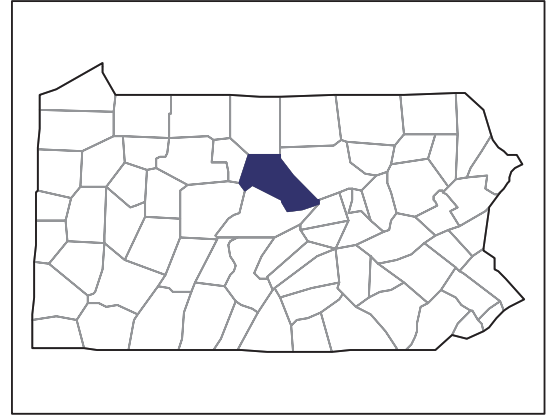
United States Department of Agriculture
National Agricultural Statistics Service

www.agcensus.usda.gov

2007 CENSUS OF AGRICULTURE

Clinton County – Pennsylvania

Farms with Black or African American Operators Compared with All Farms



Data are not available at this geographic level for farms with Black or African American operators.



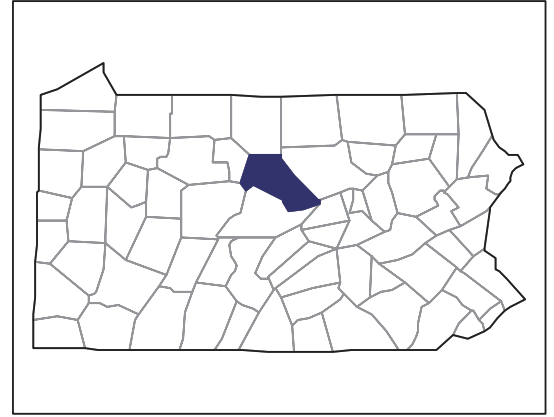
United States Department of Agriculture
National Agricultural Statistics Service

www.agcensus.usda.gov

2007 CENSUS OF AGRICULTURE

Clinton County – Pennsylvania

Farms with Native Hawaiian or Other Pacific Islander Operators Compared with All Farms



Data are not available at this geographic level for farms with Native Hawaiian or Other Pacific Islander operators.



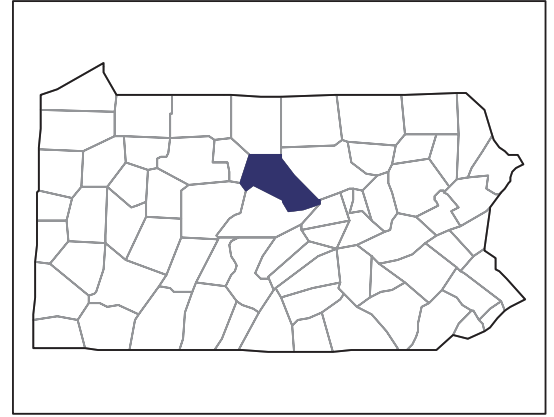
United States Department of Agriculture
National Agricultural Statistics Service

www.agcensus.usda.gov

2007 CENSUS *OF* AGRICULTURE

Clinton County – Pennsylvania

**Farms with White Operators
Compared with All Farms**



Data are not available at this geographic level for farms with White operators.



United States Department of Agriculture
National Agricultural Statistics Service

www.agcensus.usda.gov

