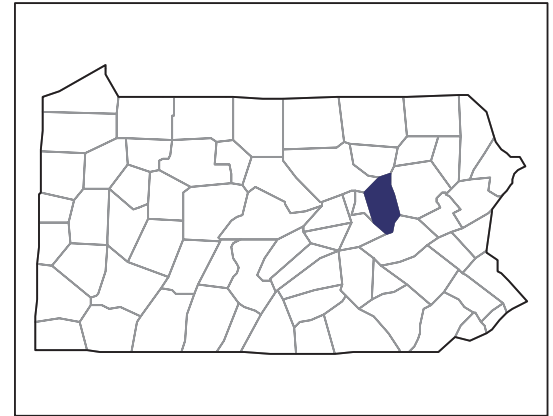


2007 CENSUS OF AGRICULTURE



Columbia County – Pennsylvania

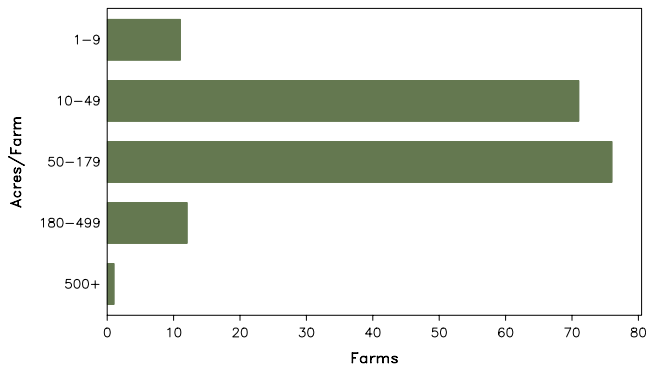
Farms with Women Principal Operators Compared with All Farms

	Women Principal Operators	All Farms
Number of Farms	171	962
Land in Farms	12,226 acres	122,621 acres
Average Size of Farm	71 acres	127 acres
Market Value of Products Sold	\$1,626,000	\$45,874,000
Crop Sales	\$984,000	\$27,227,000
Livestock Sales	\$641,000	\$18,648,000
Average Per Farm	\$9,506	\$47,687
Government Payments	\$282,000	\$2,138,000
Average Per Farm Receiving Payments	\$2,563	\$3,881

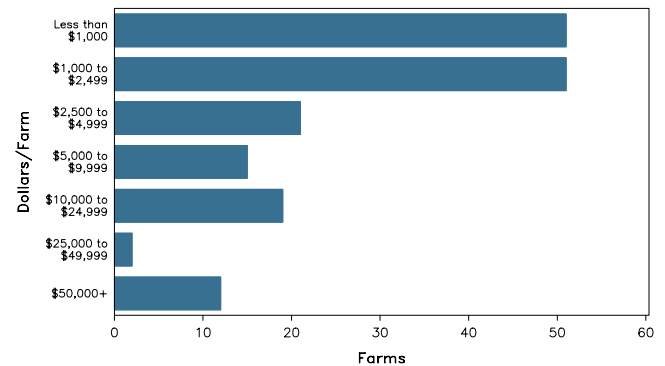
See footnotes on reverse page.

Farms with Women Principal Operators

Farms by Size



Farms by Economic Size



2007 CENSUS OF AGRICULTURE

Columbia County – Pennsylvania Farms with Women Principal Operators

Selected Highlights

Item	Farms	Quantity
MARKET VALUE OF AGRICULTURAL PRODUCTS SOLD (\$1,000)		
Total value of agricultural products sold	171	1,626
Value of crops including nursery and greenhouse	34	984
Value of livestock, poultry, and their products	39	641
VALUE OF SALES BY COMMODITY GROUP (\$1,000)		
Grains, oilseeds, dry beans, and dry peas	19	(D)
Tobacco	-	-
Cotton and cottonseed	-	-
Vegetables, melons, potatoes and sweet potatoes	3	51
Fruits, tree nuts, and berries	2	(D)
Nursery, greenhouse, floriculture, and sod	5	(D)
Cut Christmas trees and short rotation woody crops	1	(D)
Other crops and hay	19	99
Poultry and eggs	8	(D)
Cattle and calves	16	192
Milk and other dairy products from cows	3	(D)
Hogs and pigs	9	71
Sheep, goats, and their products	7	3
Horses, ponies, mules, burros, and donkeys	14	58
Aquaculture	-	-
Other animals and other animal products	2	(D)
TOP CROP ITEMS (acres)		
Forage - land used for all hay and haylage, grass silage, and greenchop	35	958
Cut Christmas trees	5	(D)
Corn for grain	12	511
Soybeans for beans	11	507
Wheat for grain, all	12	208
TOP LIVESTOCK INVENTORY ITEMS (number)		
Cattle and calves	32	633
Hogs and pigs	6	609
Horses and ponies	30	285
Layers	11	88
Deer	2	(D)

Operator Characteristics

Item	Quantity
Primary occupation:	
Farming	48
Other	123
Days worked off farm:	
None	95
Any	76
Years on present farm:	
2 years or less	2
3 to 4 years	18
5 to 9 years	33
10 years or more	118
Age group:	
Under 45 years	26
45 to 64 years	79
65 years and over	66
Average age of principal operator (years)	58.4

Economic Characteristics

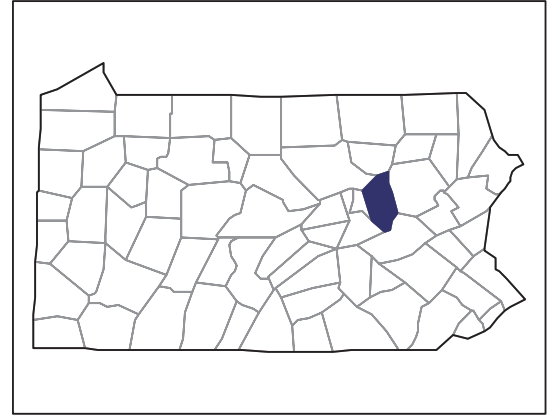
Item	Quantity
Farms by value of sales:	
Less than \$1,000	120
\$1,000 to \$2,499	17
\$2,500 to \$4,999	2
\$5,000 to \$9,999	3
\$10,000 to \$49,999	20
\$50,000 to \$99,999	7
\$100,000 to \$249,999	-
\$250,000 to \$499,999	2
\$500,000 or more	-
Total farm production expenses (\$1,000)	2,383
Average per farm (\$)	13,935
Net cash farm income of operation (\$1,000)	-307
Average per farm (\$)	-1,797
Value of agricultural products sold directly to individuals for human consumption (\$1,000)	47
Total organic product sales (\$1,000)	-
Total income from farm-related sources, gross before taxes and expenses (\$1,000)	168

See "Census of Agriculture, Volume 1, Geographic Area Series" for complete footnotes, explanations, definitions, and methodology.
(D) Cannot be disclosed. (Z) Less than half of the unit shown.

2007 CENSUS OF AGRICULTURE

Columbia County – Pennsylvania

Farms with Spanish, Hispanic, or Latino Operators Compared with All Farms



Data are not available at this geographic level for farms with Spanish, Hispanic, or Latino operators.



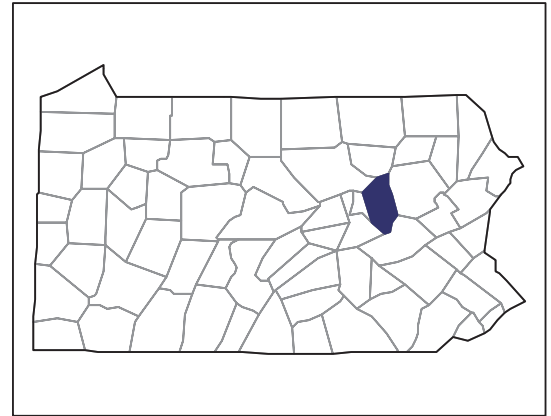
United States Department of Agriculture
National Agricultural Statistics Service

www.agcensus.usda.gov

2007 CENSUS OF AGRICULTURE

Columbia County – Pennsylvania

Farms with American Indian or Alaska Native Operators Compared with All Farms



Data are not available at this geographic level for farms with American Indian or Alaska Native operators.



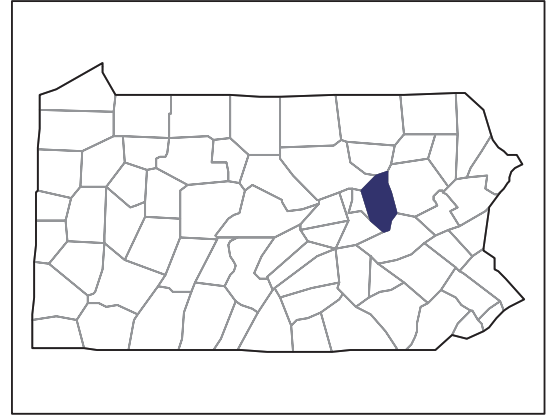
United States Department of Agriculture
National Agricultural Statistics Service

www.agcensus.usda.gov

2007 CENSUS *OF* AGRICULTURE

Columbia County – Pennsylvania

**Farms with Asian Operators
Compared with All Farms**



Data are not available at this geographic level for farms with Asian operators.



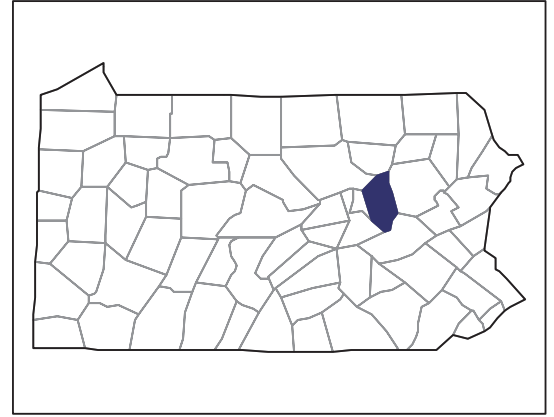
United States Department of Agriculture
National Agricultural Statistics Service

www.agcensus.usda.gov

2007 CENSUS OF AGRICULTURE

Columbia County – Pennsylvania

Farms with Black or African American Operators Compared with All Farms



Data are not available at this geographic level for farms with Black or African American operators.



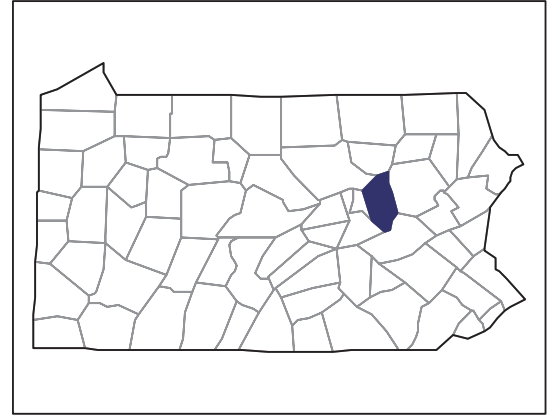
United States Department of Agriculture
National Agricultural Statistics Service

www.agcensus.usda.gov

2007 CENSUS *OF* AGRICULTURE

Columbia County – Pennsylvania

Farms with Native Hawaiian or Other Pacific Islander Operators Compared with All Farms



Data are not available at this geographic level for farms with Native Hawaiian or Other Pacific Islander operators.



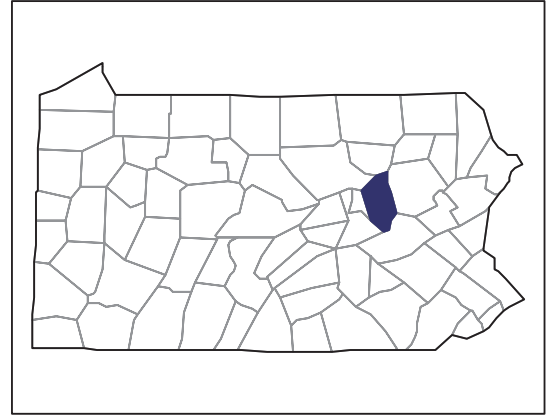
United States Department of Agriculture
National Agricultural Statistics Service

www.agcensus.usda.gov

2007 CENSUS *OF* AGRICULTURE

Columbia County – Pennsylvania

**Farms with White Operators
Compared with All Farms**



Data are not available at this geographic level for farms with White operators.



United States Department of Agriculture
National Agricultural Statistics Service

www.agcensus.usda.gov

