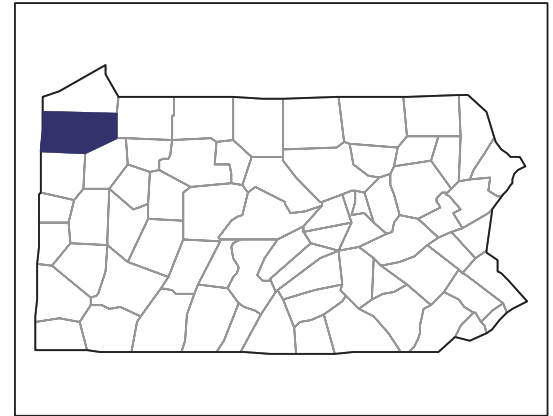


2007 CENSUS OF AGRICULTURE



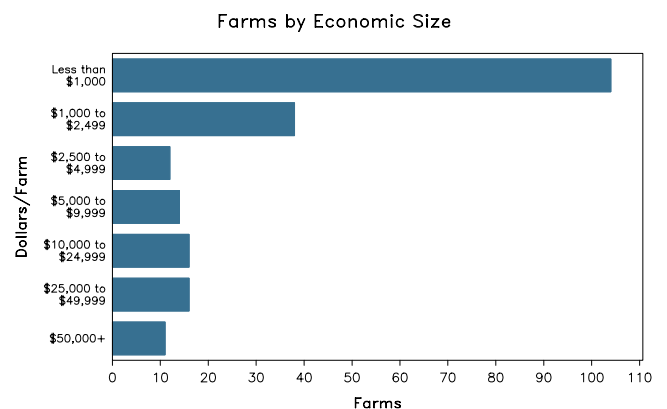
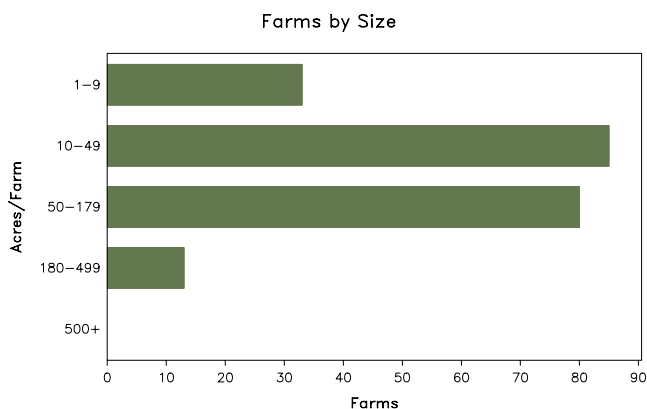
Crawford County – Pennsylvania

Farms with Women Principal Operators Compared with All Farms

	Women Principal Operators	All Farms
Number of Farms	211	1,468
Land in Farms	12,906 acres	232,093 acres
Average Size of Farm	61 acres	158 acres
Market Value of Products Sold	\$2,686,000	\$101,036,000
Crop Sales	\$507,000	\$25,923,000
Livestock Sales	\$2,179,000	\$75,113,000
Average Per Farm	\$12,728	\$68,826
Government Payments	\$67,000	\$2,212,000
Average Per Farm Receiving Payments	\$2,934	\$5,230

See footnotes on reverse page.

Farms with Women Principal Operators



2007 CENSUS OF AGRICULTURE

Crawford County – Pennsylvania Farms with Women Principal Operators

Selected Highlights

Item	Farms	Quantity
MARKET VALUE OF AGRICULTURAL PRODUCTS SOLD (\$1,000)		
Total value of agricultural products sold	211	2,686
Value of crops including nursery and greenhouse	66	507
Value of livestock, poultry, and their products	125	2,179
VALUE OF SALES BY COMMODITY GROUP (\$1,000)		
Grains, oilseeds, dry beans, and dry peas	17	(D)
Tobacco	-	-
Cotton and cottonseed	-	-
Vegetables, melons, potatoes and sweet potatoes	9	28
Fruits, tree nuts, and berries	3	(D)
Nursery, greenhouse, floriculture, and sod	4	90
Cut Christmas trees and short rotation woody crops	-	-
Other crops and hay	51	207
Poultry and eggs	30	11
Cattle and calves	49	1,265
Milk and other dairy products from cows	15	(D)
Hogs and pigs	25	24
Sheep, goats, and their products	22	(D)
Horses, ponies, mules, burros, and donkeys	33	131
Aquaculture	-	-
Other animals and other animal products	9	(D)
TOP CROP ITEMS (acres)		
Forage - land used for all hay and haylage, grass silage, and greenchop	96	2,753
Corn for grain	18	437
Soybeans for beans	4	386
Oats for grain	14	252
Corn for silage or greenchop	12	214
TOP LIVESTOCK INVENTORY ITEMS (number)		
Cattle and calves	66	1,812
Horses and ponies	150	1,143
Layers	43	636
Broilers and other meat-type chickens	10	545
Quail	5	(D)

Operator Characteristics

Item	Quantity
Primary occupation:	
Farming	115
Other	96
Days worked off farm:	
None	65
Any	146
Years on present farm:	
2 years or less	11
3 to 4 years	25
5 to 9 years	46
10 years or more	129
Age group:	
Under 45 years	56
45 to 64 years	115
65 years and over	40
Average age of principal operator (years)	51.9

Economic Characteristics

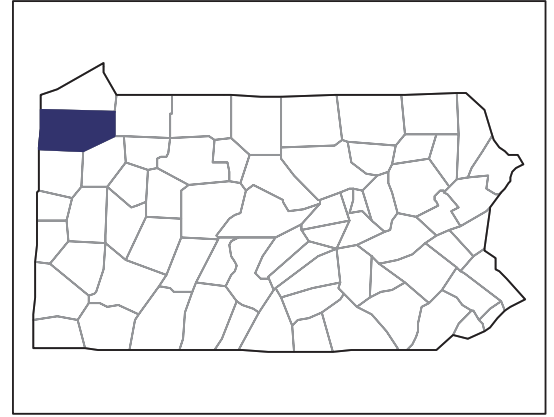
Item	Quantity
Farms by value of sales:	
Less than \$1,000	105
\$1,000 to \$2,499	37
\$2,500 to \$4,999	12
\$5,000 to \$9,999	15
\$10,000 to \$49,999	31
\$50,000 to \$99,999	7
\$100,000 to \$249,999	2
\$250,000 to \$499,999	1
\$500,000 or more	1
Total farm production expenses (\$1,000)	4,114
Average per farm (\$)	19,500
Net cash farm income of operation (\$1,000)	-914
Average per farm (\$)	-4,331
Value of agricultural products sold directly to individuals for human consumption (\$1,000)	44
Total organic product sales (\$1,000)	1
Total income from farm-related sources, gross before taxes and expenses (\$1,000)	448

See "Census of Agriculture, Volume 1, Geographic Area Series" for complete footnotes, explanations, definitions, and methodology.
(D) Cannot be disclosed. (Z) Less than half of the unit shown.

2007 CENSUS OF AGRICULTURE

Crawford County – Pennsylvania

Farms with Spanish, Hispanic, or Latino Operators Compared with All Farms



Data are not available at this geographic level for farms with Spanish, Hispanic, or Latino operators.



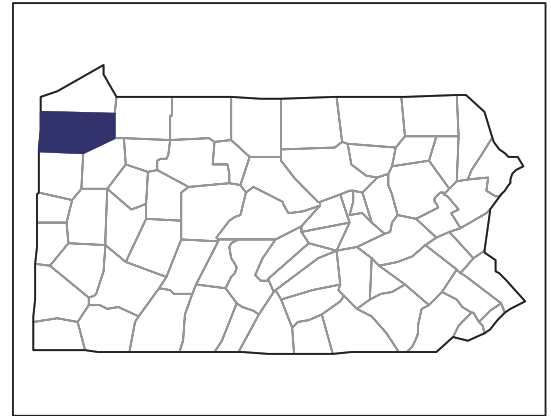
United States Department of Agriculture
National Agricultural Statistics Service

www.agcensus.usda.gov

2007 CENSUS OF AGRICULTURE

Crawford County – Pennsylvania

Farms with American Indian or Alaska Native Operators Compared with All Farms



Data are not available at this geographic level for farms with American Indian or Alaska Native operators.



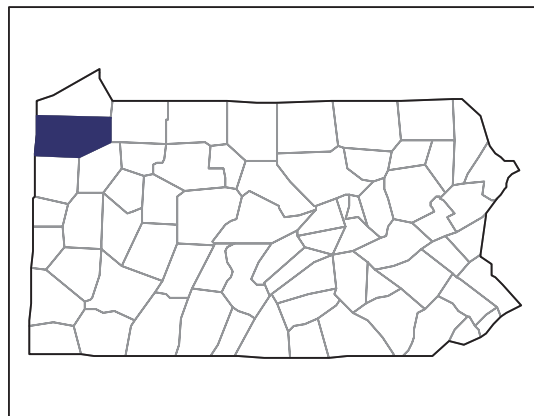
United States Department of Agriculture
National Agricultural Statistics Service

www.agcensus.usda.gov

2007 CENSUS *OF* AGRICULTURE

Crawford County – Pennsylvania

**Farms with Asian Operators
Compared with All Farms**



Data are not available at this geographic level for farms with Asian operators.



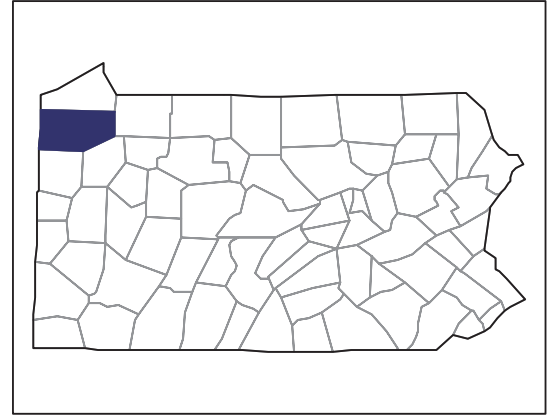
United States Department of Agriculture
National Agricultural Statistics Service

www.agcensus.usda.gov

2007 CENSUS OF AGRICULTURE

Crawford County – Pennsylvania

Farms with Black or African American Operators Compared with All Farms



Data are not available at this geographic level for farms with Black or African American operators.



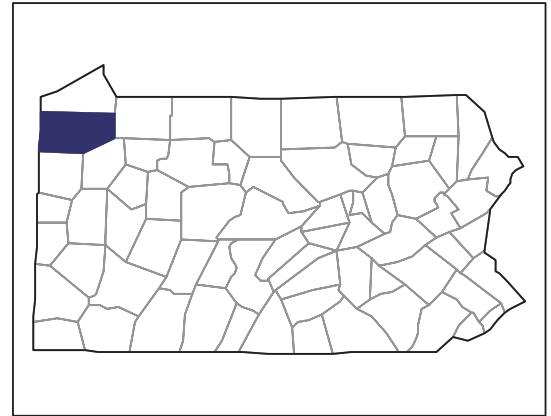
United States Department of Agriculture
National Agricultural Statistics Service

www.agcensus.usda.gov

2007 CENSUS *OF* AGRICULTURE

Crawford County – Pennsylvania

Farms with Native Hawaiian or Other Pacific Islander Operators Compared with All Farms



Data are not available at this geographic level for farms with Native Hawaiian or Other Pacific Islander operators.



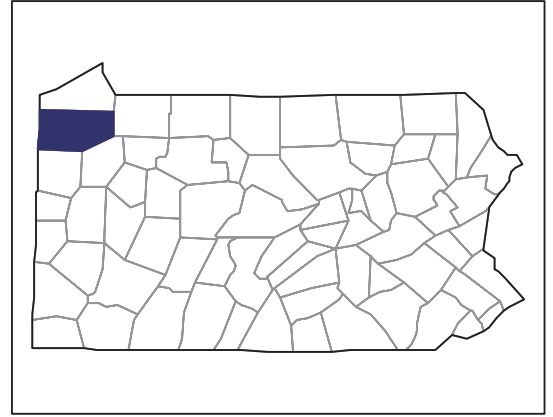
United States Department of Agriculture
National Agricultural Statistics Service

www.agcensus.usda.gov

2007 CENSUS OF AGRICULTURE

Crawford County – Pennsylvania

Farms with White Operators Compared with All Farms



Data are not available at this geographic level for farms with White operators.



United States Department of Agriculture
National Agricultural Statistics Service

www.agcensus.usda.gov

