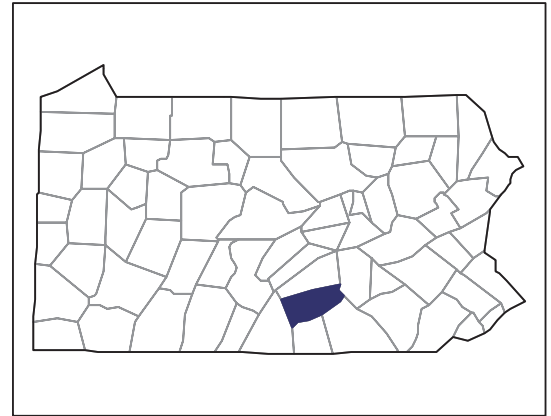


2007 CENSUS OF AGRICULTURE

Cumberland County – Pennsylvania

Farms with Women Principal Operators Compared with All Farms

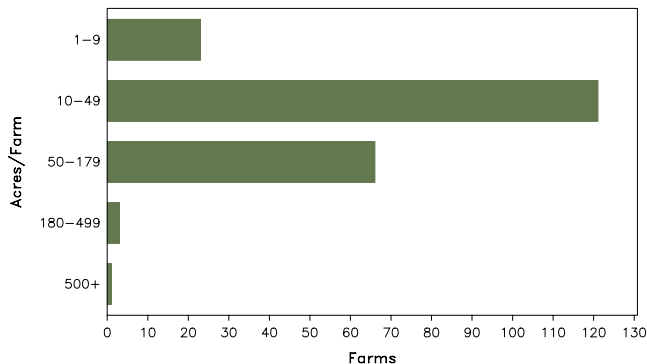


	Women Principal Operators	All Farms
Number of Farms	214	1,550
Land in Farms	10,230 acres	157,388 acres
Average Size of Farm	48 acres	102 acres
Market Value of Products Sold	\$5,142,000	\$132,803,000
Crop Sales	\$2,731,000	\$26,592,000
Livestock Sales	\$2,411,000	\$106,211,000
Average Per Farm	\$24,030	\$85,680
Government Payments	\$109,000	\$2,282,000
Average Per Farm Receiving Payments	\$3,105	\$4,563

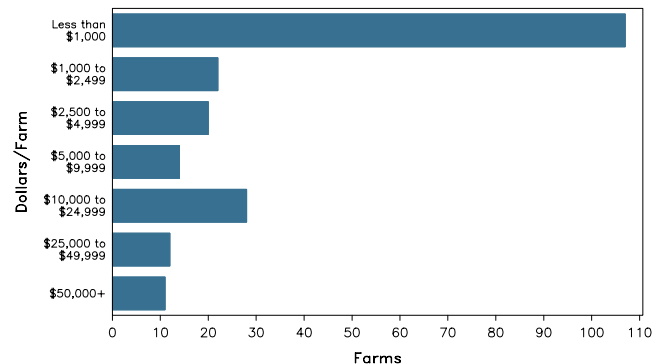
See footnotes on reverse page.

Farms with Women Principal Operators

Farms by Size



Farms by Economic Size



2007 CENSUS OF AGRICULTURE

Cumberland County – Pennsylvania Farms with Women Principal Operators

Selected Highlights

Item	Farms	Quantity
MARKET VALUE OF AGRICULTURAL PRODUCTS SOLD (\$1,000)		
Total value of agricultural products sold	214	5,142
Value of crops including nursery and greenhouse	90	2,731
Value of livestock, poultry, and their products	75	2,411
VALUE OF SALES BY COMMODITY GROUP (\$1,000)		
Grains, oilseeds, dry beans, and dry peas	23	503
Tobacco	-	-
Cotton and cottonseed	-	-
Vegetables, melons, potatoes and sweet potatoes	11	(D)
Fruits, tree nuts, and berries	2	(D)
Nursery, greenhouse, floriculture, and sod	12	1,925
Cut Christmas trees and short rotation woody crops	1	(D)
Other crops and hay	51	201
Poultry and eggs	30	(D)
Cattle and calves	24	(D)
Milk and other dairy products from cows	8	1,500
Hogs and pigs	8	6
Sheep, goats, and their products	29	(D)
Horses, ponies, mules, burros, and donkeys	16	(D)
Aquaculture	2	(D)
Other animals and other animal products	3	-
TOP CROP ITEMS (acres)		
Forage - land used for all hay and haylage, grass silage, and greenchop	78	1,735
Corn for grain	21	903
Soybeans for beans	6	510
Corn for silage or greenchop	10	352
Wheat for grain, all	9	271
TOP LIVESTOCK INVENTORY ITEMS (number)		
Broilers and other meat-type chickens	8	(D)
Cattle and calves	38	1,152
Layers	28	554
Horses and ponies	82	549
Goats, all	31	344

Operator Characteristics

Item	Quantity
Primary occupation:	
Farming	75
Other	139
Days worked off farm:	
None	85
Any	129
Years on present farm:	
2 years or less	22
3 to 4 years	26
5 to 9 years	31
10 years or more	135
Age group:	
Under 45 years	52
45 to 64 years	99
65 years and over	63
Average age of principal operator (years)	56.1

Economic Characteristics

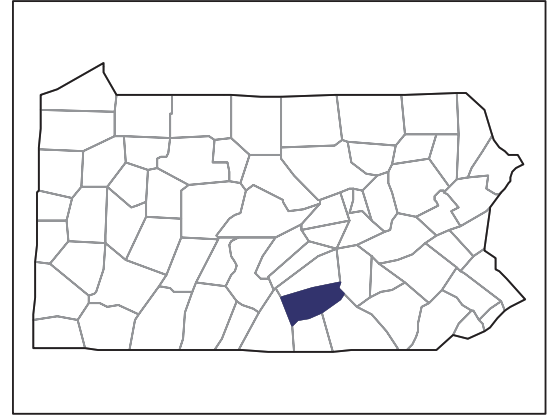
Item	Quantity
Farms by value of sales:	
Less than \$1,000	114
\$1,000 to \$2,499	26
\$2,500 to \$4,999	14
\$5,000 to \$9,999	13
\$10,000 to \$49,999	36
\$50,000 to \$99,999	1
\$100,000 to \$249,999	7
\$250,000 to \$499,999	1
\$500,000 or more	2
Total farm production expenses (\$1,000)	6,089
Average per farm (\$)	28,453
Net cash farm income of operation (\$1,000)	-591
Average per farm (\$)	-2,763
Value of agricultural products sold directly to individuals for human consumption (\$1,000)	89
Total organic product sales (\$1,000)	49
Total income from farm-related sources, gross before taxes and expenses (\$1,000)	247

See "Census of Agriculture, Volume 1, Geographic Area Series" for complete footnotes, explanations, definitions, and methodology.
(D) Cannot be disclosed. (Z) Less than half of the unit shown.

2007 CENSUS OF AGRICULTURE

Cumberland County – Pennsylvania

Farms with Spanish, Hispanic, or Latino Operators Compared with All Farms



Data are not available at this geographic level for farms with Spanish, Hispanic, or Latino operators.



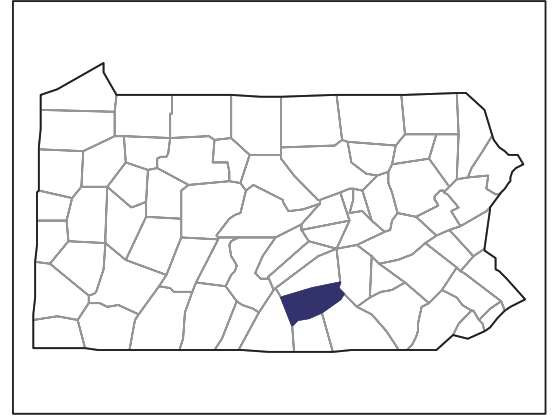
United States Department of Agriculture
National Agricultural Statistics Service

www.agcensus.usda.gov

2007 CENSUS OF AGRICULTURE

Cumberland County – Pennsylvania

Farms with American Indian or Alaska Native Operators Compared with All Farms



Data are not available at this geographic level for farms with American Indian or Alaska Native operators.



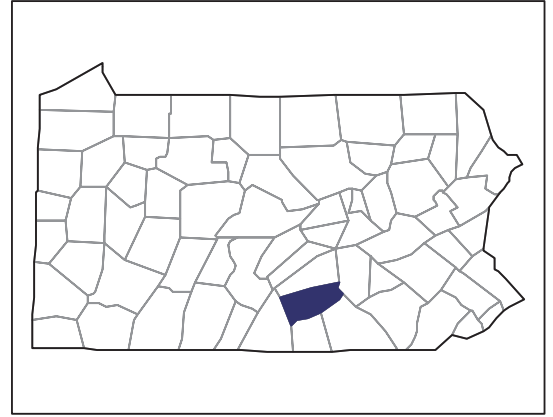
United States Department of Agriculture
National Agricultural Statistics Service

www.agcensus.usda.gov

2007 CENSUS OF AGRICULTURE

Cumberland County – Pennsylvania

Farms with Asian Operators
Compared with All Farms



Data are not available at this geographic level for farms with Asian operators.



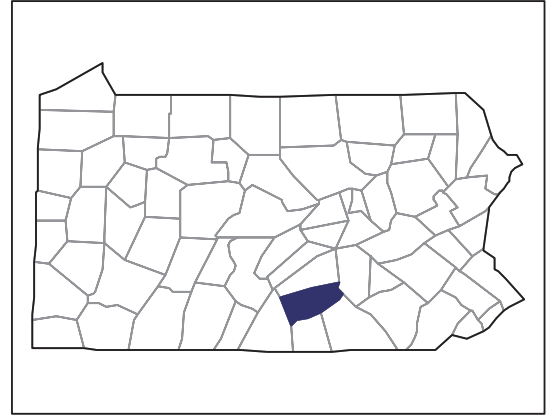
United States Department of Agriculture
National Agricultural Statistics Service

www.agcensus.usda.gov

2007 CENSUS *OF* AGRICULTURE

Cumberland County – Pennsylvania

**Farms with Black or African American
Operators Compared with All Farms**



Data are not available at this geographic level for farms with Black or African American operators.



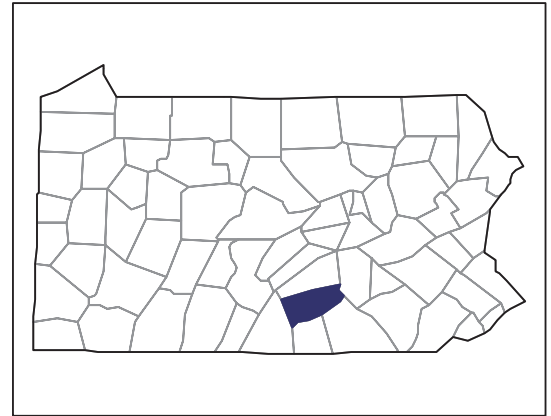
United States Department of Agriculture
National Agricultural Statistics Service

www.agcensus.usda.gov

2007 CENSUS OF AGRICULTURE

Cumberland County – Pennsylvania

Farms with Native Hawaiian or Other Pacific Islander Operators Compared with All Farms



Data are not available at this geographic level for farms with Native Hawaiian or Other Pacific Islander operators.



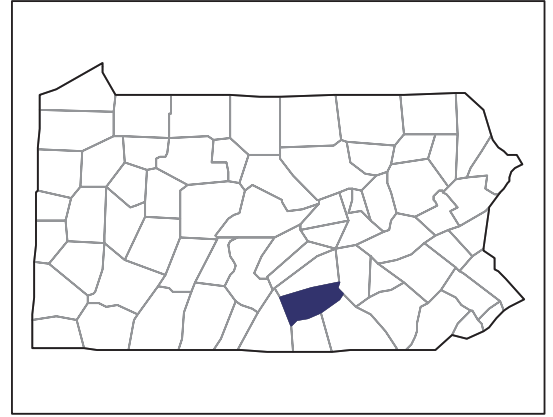
United States Department of Agriculture
National Agricultural Statistics Service

www.agcensus.usda.gov

2007 CENSUS OF AGRICULTURE

Cumberland County – Pennsylvania

Farms with White Operators
Compared with All Farms



Data are not available at this geographic level for farms with White operators.



United States Department of Agriculture
National Agricultural Statistics Service

www.agcensus.usda.gov

