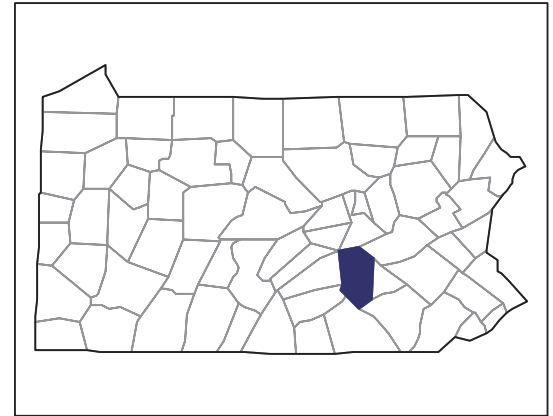


2007 CENSUS OF AGRICULTURE



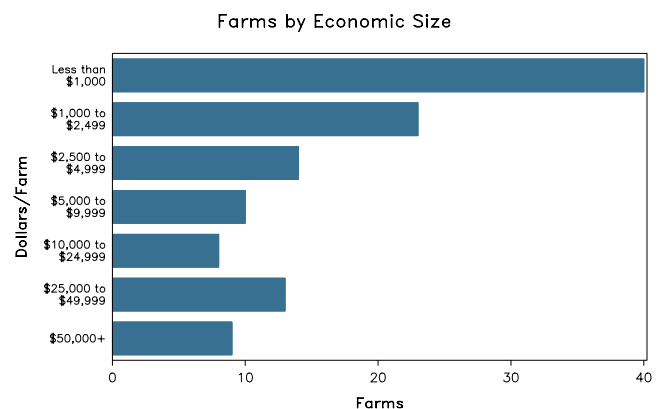
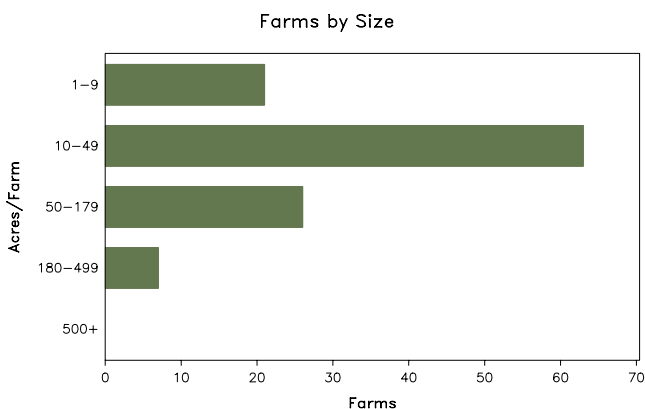
Dauphin County – Pennsylvania

Farms with Women Principal Operators Compared with All Farms

	Women Principal Operators	All Farms
Number of Farms	117	836
Land in Farms	5,734 acres	89,533 acres
Average Size of Farm	49 acres	107 acres
Market Value of Products Sold	\$3,117,000	\$82,887,000
Crop Sales	\$391,000	\$16,348,000
Livestock Sales	\$2,726,000	\$66,539,000
Average Per Farm	\$26,642	\$99,148
Government Payments	\$64,000	\$857,000
Average Per Farm Receiving Payments	\$2,199	\$2,985

See footnotes on reverse page.

Farms with Women Principal Operators



2007 CENSUS OF AGRICULTURE

Dauphin County – Pennsylvania Farms with Women Principal Operators

Selected Highlights

Item	Farms	Quantity
MARKET VALUE OF AGRICULTURAL PRODUCTS SOLD (\$1,000)		
Total value of agricultural products sold	117	3,117
Value of crops including nursery and greenhouse	39	391
Value of livestock, poultry, and their products	51	2,726
VALUE OF SALES BY COMMODITY GROUP (\$1,000)		
Grains, oilseeds, dry beans, and dry peas	12	(D)
Tobacco	-	-
Cotton and cottonseed	-	-
Vegetables, melons, potatoes and sweet potatoes	5	46
Fruits, tree nuts, and berries	3	104
Nursery, greenhouse, floriculture, and sod	6	101
Cut Christmas trees and short rotation woody crops	2	(D)
Other crops and hay	16	(D)
Poultry and eggs	17	1,732
Cattle and calves	8	104
Milk and other dairy products from cows	3	454
Hogs and pigs	4	2
Sheep, goats, and their products	20	195
Horses, ponies, mules, burros, and donkeys	13	232
Aquaculture	-	-
Other animals and other animal products	9	8
TOP CROP ITEMS (acres)		
Forage - land used for all hay and haylage, grass silage, and greenchop	47	1,244
Corn for grain	11	215
Soybeans for beans	6	178
Corn for silage or greenchop	2	(D)
Oats for grain	4	26
TOP LIVESTOCK INVENTORY ITEMS (number)		
Pullets for laying flock replacement	3	(D)
Goats, all	16	1,802
Sheep and lambs	14	1,800
Rabbits and their pelts	8	513
Horses and ponies	50	478

Operator Characteristics

Item	Quantity
Primary occupation:	
Farming	42
Other	75
Days worked off farm:	
None	44
Any	73
Years on present farm:	
2 years or less	5
3 to 4 years	14
5 to 9 years	32
10 years or more	66
Age group:	
Under 45 years	26
45 to 64 years	55
65 years and over	36
Average age of principal operator (years)	54.7

Economic Characteristics

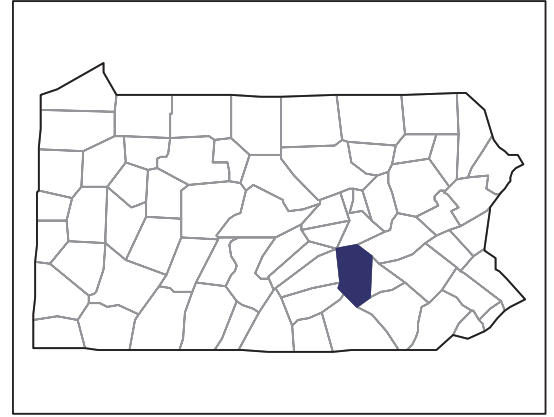
Item	Quantity
Farms by value of sales:	
Less than \$1,000	54
\$1,000 to \$2,499	16
\$2,500 to \$4,999	10
\$5,000 to \$9,999	7
\$10,000 to \$49,999	21
\$50,000 to \$99,999	4
\$100,000 to \$249,999	2
\$250,000 to \$499,999	2
\$500,000 or more	1
Total farm production expenses (\$1,000)	3,591
Average per farm (\$)	30,690
Net cash farm income of operation (\$1,000)	66
Average per farm (\$)	566
Value of agricultural products sold directly to individuals for human consumption (\$1,000)	51
Total organic product sales (\$1,000)	19
Total income from farm-related sources, gross before taxes and expenses (\$1,000)	476

See "Census of Agriculture, Volume 1, Geographic Area Series" for complete footnotes, explanations, definitions, and methodology.
(D) Cannot be disclosed. (Z) Less than half of the unit shown.

2007 CENSUS OF AGRICULTURE

Dauphin County – Pennsylvania

Farms with Spanish, Hispanic, or Latino Operators Compared with All Farms



Data are not available at this geographic level for farms with Spanish, Hispanic, or Latino operators.



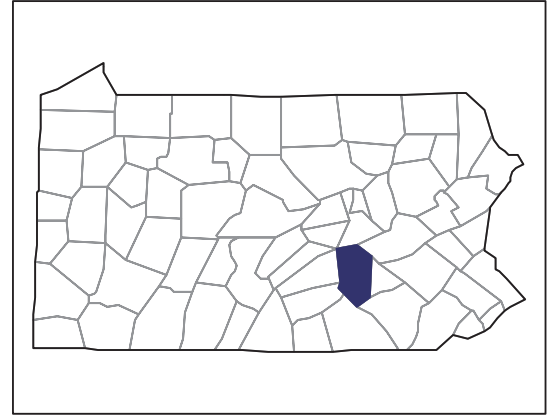
United States Department of Agriculture
National Agricultural Statistics Service

www.agcensus.usda.gov

2007 CENSUS *OF* AGRICULTURE

Dauphin County – Pennsylvania

**Farms with American Indian or Alaska
Native Operators Compared with All
Farms**



Data are not available at this geographic level for farms with American Indian or Alaska Native operators.



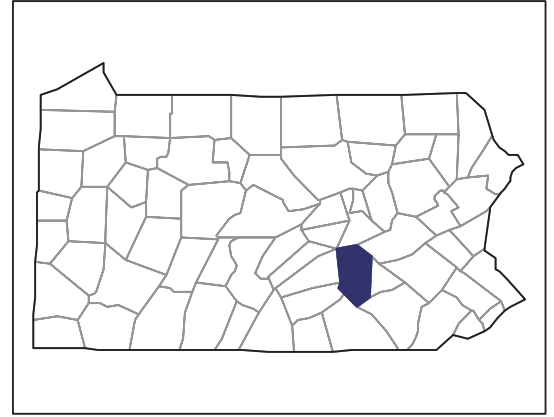
United States Department of Agriculture
National Agricultural Statistics Service

www.agcensus.usda.gov

2007 CENSUS *OF* AGRICULTURE

Dauphin County – Pennsylvania

**Farms with Asian Operators
Compared with All Farms**



Data are not available at this geographic level for farms with Asian operators.



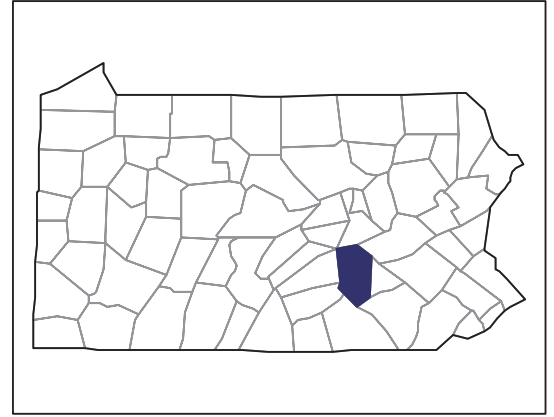
United States Department of Agriculture
National Agricultural Statistics Service

www.agcensus.usda.gov

2007 CENSUS OF AGRICULTURE

Dauphin County – Pennsylvania

Farms with Black or African American Operators Compared with All Farms



Data are not available at this geographic level for farms with Black or African American operators.



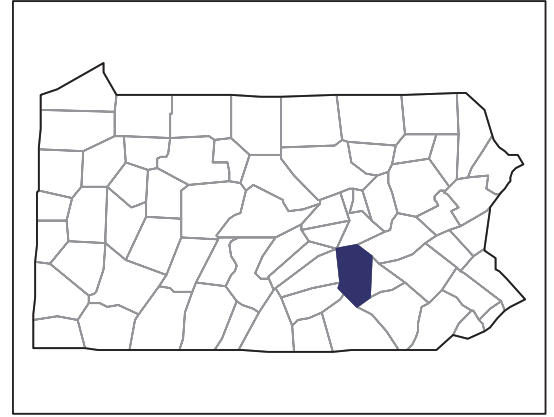
United States Department of Agriculture
National Agricultural Statistics Service

www.agcensus.usda.gov

2007 CENSUS *OF* AGRICULTURE

Dauphin County – Pennsylvania

Farms with Native Hawaiian or Other Pacific Islander Operators Compared with All Farms



Data are not available at this geographic level for farms with Native Hawaiian or Other Pacific Islander operators.



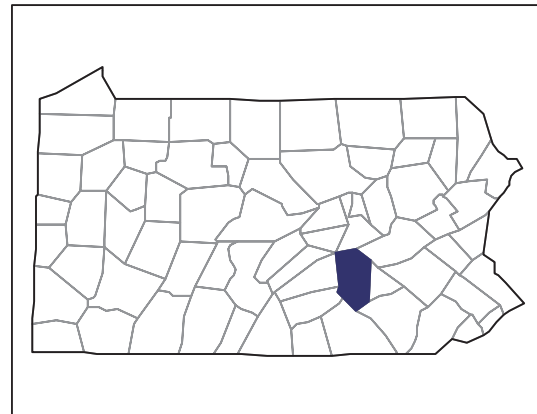
United States Department of Agriculture
National Agricultural Statistics Service

www.agcensus.usda.gov

2007 CENSUS *OF* AGRICULTURE

Dauphin County – Pennsylvania

**Farms with White Operators
Compared with All Farms**



Data are not available at this geographic level for farms with White operators.



United States Department of Agriculture
National Agricultural Statistics Service

www.agcensus.usda.gov

