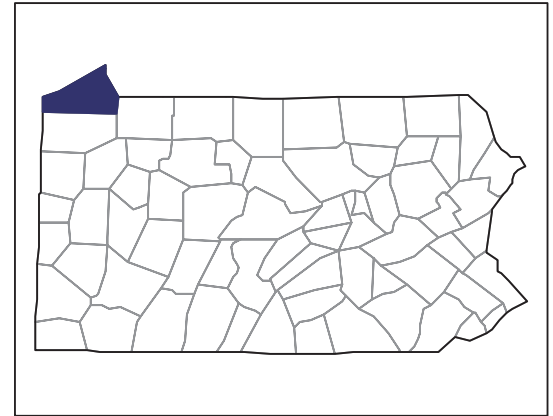


# 2007 CENSUS OF AGRICULTURE



## Erie County – Pennsylvania

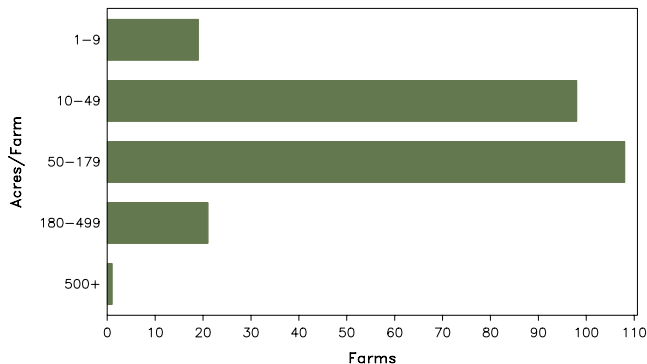
### Farms with Women Principal Operators Compared with All Farms

	Women Principal Operators	All Farms
<b>Number of Farms</b>	247	1,609
<b>Land in Farms</b>	20,977 acres	173,125 acres
<b>Average Size of Farm</b>	85 acres	108 acres
<b>Market Value of Products Sold</b>	\$10,442,000	\$71,284,000
Crop Sales	\$9,059,000	\$49,202,000
Livestock Sales	\$1,383,000	\$22,081,000
Average Per Farm	\$42,276	\$44,303
<b>Government Payments</b>	\$63,000	\$1,348,000
Average Per Farm Receiving Payments	\$2,267	\$5,029

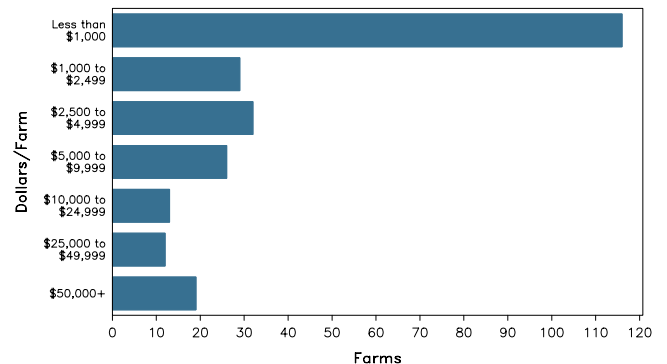
See footnotes on reverse page.

### Farms with Women Principal Operators

Farms by Size



Farms by Economic Size



# 2007 CENSUS OF AGRICULTURE

## Erie County – Pennsylvania Farms with Women Principal Operators

### Selected Highlights

Item	Farms	Quantity
<b>MARKET VALUE OF AGRICULTURAL PRODUCTS SOLD (\$1,000)</b>		
Total value of agricultural products sold	247	10,442
Value of crops including nursery and greenhouse	83	9,059
Value of livestock, poultry, and their products	91	1,383
<b>VALUE OF SALES BY COMMODITY GROUP (\$1,000)</b>		
Grains, oilseeds, dry beans, and dry peas	15	(D)
Tobacco	-	-
Cotton and cottonseed	-	-
Vegetables, melons, potatoes and sweet potatoes	10	273
Fruits, tree nuts, and berries	22	(D)
Nursery, greenhouse, floriculture, and sod	9	(D)
Cut Christmas trees and short rotation woody crops	2	(D)
Other crops and hay	37	132
Poultry and eggs	32	(D)
Cattle and calves	31	(D)
Milk and other dairy products from cows	12	755
Hogs and pigs	6	3
Sheep, goats, and their products	16	22
Horses, ponies, mules, burros, and donkeys	26	71
Aquaculture	-	-
Other animals and other animal products	8	(D)
<b>TOP CROP ITEMS (acres)</b>		
Forage - land used for all hay and haylage, grass silage, and greenchop	102	3,157
Grapes	13	979
Nursery stock	2	(D)
Corn for grain	11	600
Corn for silage or greenchop	10	398
<b>TOP LIVESTOCK INVENTORY ITEMS (number)</b>		
Cattle and calves	49	1,197
Layers	34	(D)
Horses and ponies	97	616
Sheep and lambs	16	308
Goats, all	23	214

### Operator Characteristics

Item	Quantity
Primary occupation:	
Farming	86
Other	161
Days worked off farm:	
None	89
Any	158
Years on present farm:	
2 years or less	4
3 to 4 years	15
5 to 9 years	42
10 years or more	186
Age group:	
Under 45 years	42
45 to 64 years	146
65 years and over	59
Average age of principal operator (years)	56.3

### Economic Characteristics

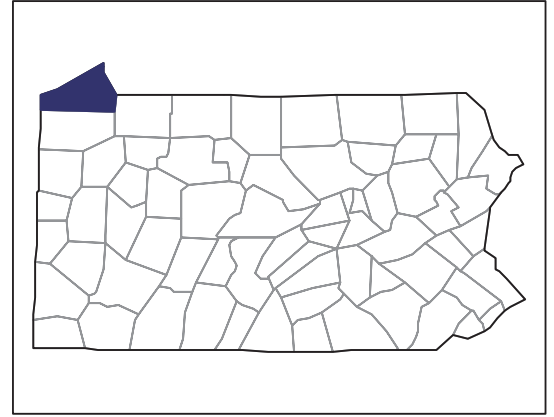
Item	Quantity
Farms by value of sales:	
Less than \$1,000	125
\$1,000 to \$2,499	23
\$2,500 to \$4,999	31
\$5,000 to \$9,999	24
\$10,000 to \$49,999	25
\$50,000 to \$99,999	4
\$100,000 to \$249,999	10
\$250,000 to \$499,999	4
\$500,000 or more	1
Total farm production expenses (\$1,000)	9,232
Average per farm (\$)	37,376
Net cash farm income of operation (\$1,000)	2,429
Average per farm (\$)	9,835
Value of agricultural products sold directly to individuals for human consumption (\$1,000)	131
Total organic product sales (\$1,000)	(D)
Total income from farm-related sources, gross before taxes and expenses (\$1,000)	1,155

See "Census of Agriculture, Volume 1, Geographic Area Series" for complete footnotes, explanations, definitions, and methodology.  
(D) Cannot be disclosed. (Z) Less than half of the unit shown.

# 2007 CENSUS OF AGRICULTURE

## Erie County – Pennsylvania

### Farms with Spanish, Hispanic, or Latino Operators Compared with All Farms



Data are not available at this geographic level for farms with Spanish, Hispanic, or Latino operators.



United States Department of Agriculture  
National Agricultural Statistics Service

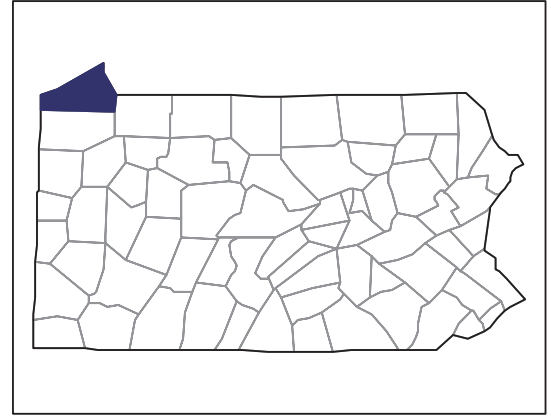
[www.agcensus.usda.gov](http://www.agcensus.usda.gov)



# 2007 CENSUS OF AGRICULTURE

## Erie County – Pennsylvania

### Farms with American Indian or Alaska Native Operators Compared with All Farms



Data are not available at this geographic level for farms with American Indian or Alaska Native operators.



United States Department of Agriculture  
National Agricultural Statistics Service

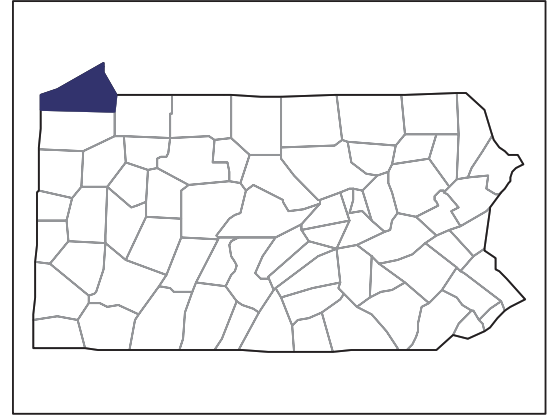
[www.agcensus.usda.gov](http://www.agcensus.usda.gov)



# 2007 CENSUS OF AGRICULTURE

**Erie County – Pennsylvania**

**Farms with Asian Operators  
Compared with All Farms**



**Data are not available at this geographic level for farms with Asian operators.**



United States Department of Agriculture  
National Agricultural Statistics Service

[www.agcensus.usda.gov](http://www.agcensus.usda.gov)

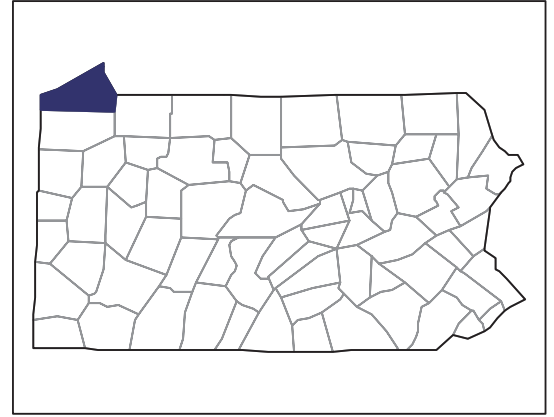




# 2007 CENSUS *OF* AGRICULTURE

## Erie County – Pennsylvania

### Farms with Black or African American Operators Compared with All Farms



Data are not available at this geographic level for farms with Black or African American operators.



United States Department of Agriculture  
National Agricultural Statistics Service

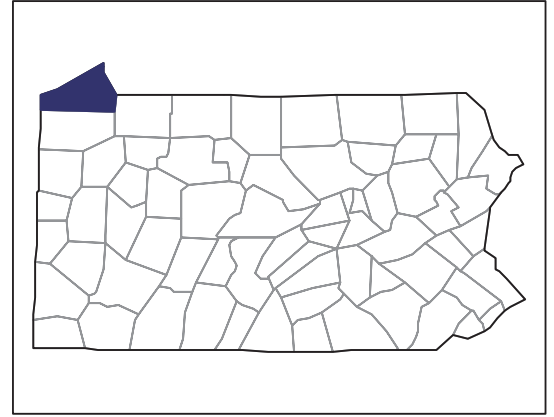
[www.agcensus.usda.gov](http://www.agcensus.usda.gov)



# 2007 CENSUS *OF* AGRICULTURE

## Erie County – Pennsylvania

### Farms with Native Hawaiian or Other Pacific Islander Operators Compared with All Farms



Data are not available at this geographic level for farms with Native Hawaiian or Other Pacific Islander operators.



United States Department of Agriculture  
National Agricultural Statistics Service

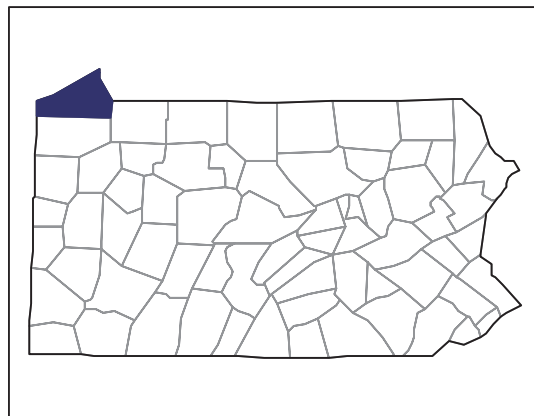
[www.agcensus.usda.gov](http://www.agcensus.usda.gov)



# 2007 CENSUS *OF* AGRICULTURE

**Erie County – Pennsylvania**

**Farms with White Operators  
Compared with All Farms**



**Data are not available at this geographic level for farms with White operators.**



United States Department of Agriculture  
National Agricultural Statistics Service

[www.agcensus.usda.gov](http://www.agcensus.usda.gov)

