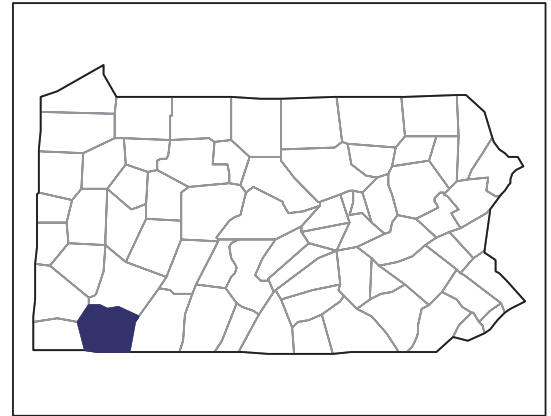


# 2007 CENSUS OF AGRICULTURE



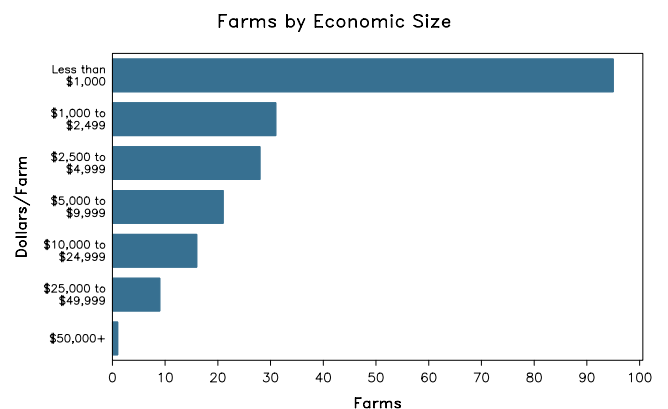
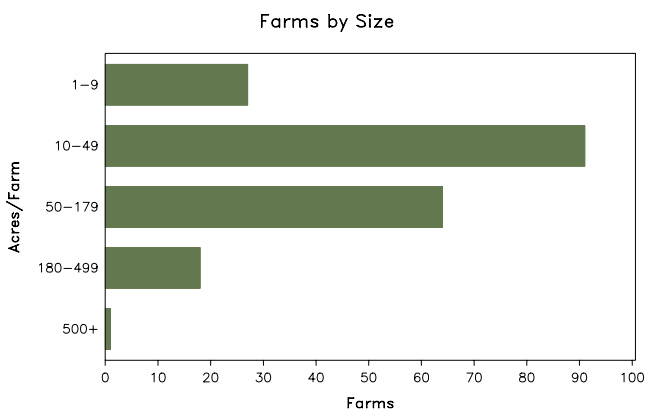
## Fayette County – Pennsylvania

### Farms with Women Principal Operators Compared with All Farms

	Women Principal Operators	All Farms
<b>Number of Farms</b>	201	1,220
<b>Land in Farms</b>	13,971 acres	140,688 acres
<b>Average Size of Farm</b>	70 acres	115 acres
<b>Market Value of Products Sold</b>	\$916,000	\$25,974,000
Crop Sales	\$438,000	\$10,624,000
Livestock Sales	\$477,000	\$15,350,000
Average Per Farm	\$4,556	\$21,290
<b>Government Payments</b>	\$45,000	\$556,000
Average Per Farm Receiving Payments	\$2,053	\$2,779

See footnotes on reverse page.

### Farms with Women Principal Operators



# 2007 CENSUS OF AGRICULTURE

## Fayette County – Pennsylvania Farms with Women Principal Operators

### Selected Highlights

Item	Farms	Quantity
<b>MARKET VALUE OF AGRICULTURAL PRODUCTS SOLD (\$1,000)</b>		
Total value of agricultural products sold	201	916
Value of crops including nursery and greenhouse	66	438
Value of livestock, poultry, and their products	80	477
<b>VALUE OF SALES BY COMMODITY GROUP (\$1,000)</b>		
Grains, oilseeds, dry beans, and dry peas	15	(D)
Tobacco	-	-
Cotton and cottonseed	-	-
Vegetables, melons, potatoes and sweet potatoes	5	(D)
Fruits, tree nuts, and berries	2	(D)
Nursery, greenhouse, floriculture, and sod	5	117
Cut Christmas trees and short rotation woody crops	-	-
Other crops and hay	49	223
Poultry and eggs	14	6
Cattle and calves	43	235
Milk and other dairy products from cows	8	185
Hogs and pigs	5	8
Sheep, goats, and their products	19	16
Horses, ponies, mules, burros, and donkeys	3	9
Aquaculture	-	-
Other animals and other animal products	18	19
<b>TOP CROP ITEMS (acres)</b>		
Forage - land used for all hay and haylage, grass silage, and greenchop	112	3,872
Corn for grain	16	114
Corn for silage or greenchop	5	56
Oats for grain	8	46
Wheat for grain, all	2	(D)
<b>TOP LIVESTOCK INVENTORY ITEMS (number)</b>		
Cattle and calves	80	1,263
Horses and ponies	70	455
Layers	20	306
Goats, all	30	270
Rabbits and their pelts	10	148

### Operator Characteristics

Item	Quantity
Primary occupation:	
Farming	55
Other	146
Days worked off farm:	
None	96
Any	105
Years on present farm:	
2 years or less	9
3 to 4 years	13
5 to 9 years	39
10 years or more	140
Age group:	
Under 45 years	26
45 to 64 years	97
65 years and over	78
Average age of principal operator (years)	59.1

### Economic Characteristics

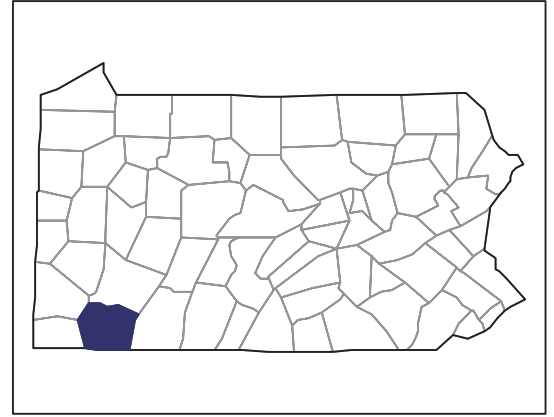
Item	Quantity
Farms by value of sales:	
Less than \$1,000	99
\$1,000 to \$2,499	29
\$2,500 to \$4,999	28
\$5,000 to \$9,999	20
\$10,000 to \$49,999	24
\$50,000 to \$99,999	1
\$100,000 to \$249,999	-
\$250,000 to \$499,999	-
\$500,000 or more	-
Total farm production expenses (\$1,000)	2,120
Average per farm (\$)	10,546
Net cash farm income of operation (\$1,000)	-960
Average per farm (\$)	-4,774
Value of agricultural products sold directly to individuals for human consumption (\$1,000)	21
Total organic product sales (\$1,000)	(D)
Total income from farm-related sources, gross before taxes and expenses (\$1,000)	199

See "Census of Agriculture, Volume 1, Geographic Area Series" for complete footnotes, explanations, definitions, and methodology.  
(D) Cannot be disclosed. (Z) Less than half of the unit shown.

# 2007 CENSUS *OF* AGRICULTURE

## Fayette County – Pennsylvania

### Farms with Spanish, Hispanic, or Latino Operators Compared with All Farms



Data are not available at this geographic level for farms with Spanish, Hispanic, or Latino operators.



United States Department of Agriculture  
National Agricultural Statistics Service

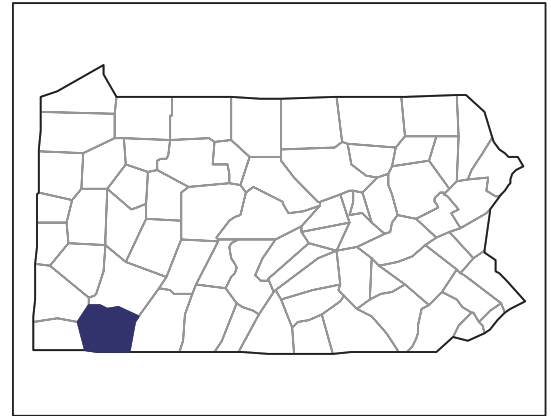
[www.agcensus.usda.gov](http://www.agcensus.usda.gov)



# 2007 CENSUS *OF* AGRICULTURE

## Fayette County – Pennsylvania

### Farms with American Indian or Alaska Native Operators Compared with All Farms



Data are not available at this geographic level for farms with American Indian or Alaska Native operators.



United States Department of Agriculture  
National Agricultural Statistics Service

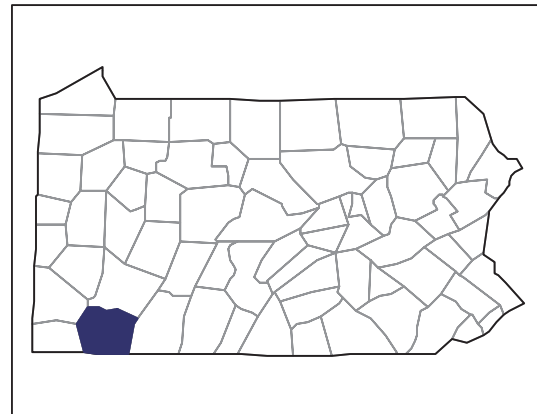
[www.agcensus.usda.gov](http://www.agcensus.usda.gov)



# 2007 CENSUS OF AGRICULTURE

## Fayette County – Pennsylvania

### Farms with Asian Operators Compared with All Farms



Data are not available at this geographic level for farms with Asian operators.



United States Department of Agriculture  
National Agricultural Statistics Service

[www.agcensus.usda.gov](http://www.agcensus.usda.gov)

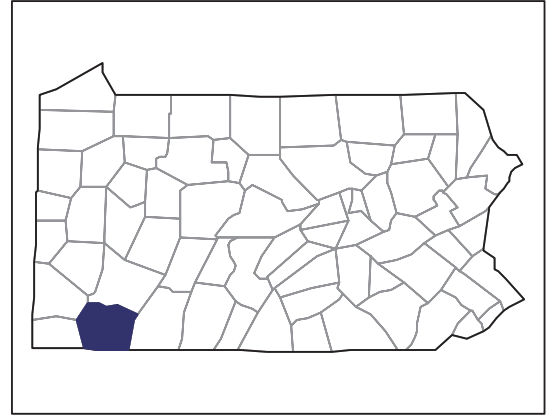




# 2007 CENSUS *OF* AGRICULTURE

## Fayette County – Pennsylvania

### Farms with Black or African American Operators Compared with All Farms



Data are not available at this geographic level for farms with Black or African American operators.



United States Department of Agriculture  
National Agricultural Statistics Service

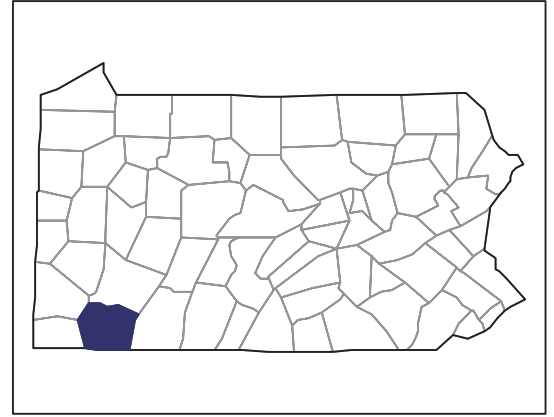
[www.agcensus.usda.gov](http://www.agcensus.usda.gov)



# 2007 CENSUS *OF* AGRICULTURE

## Fayette County – Pennsylvania

### Farms with Native Hawaiian or Other Pacific Islander Operators Compared with All Farms



Data are not available at this geographic level for farms with Native Hawaiian or Other Pacific Islander operators.



United States Department of Agriculture  
National Agricultural Statistics Service

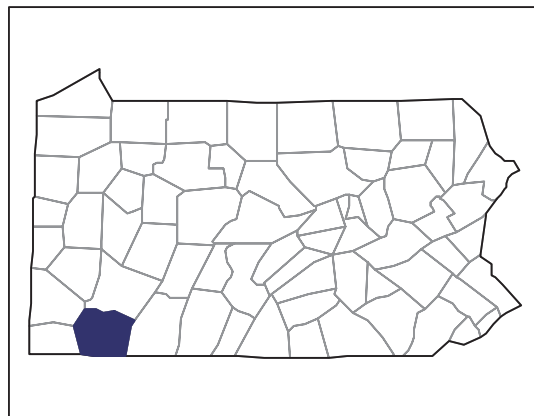
[www.agcensus.usda.gov](http://www.agcensus.usda.gov)



# 2007 CENSUS *OF* AGRICULTURE

## Fayette County – Pennsylvania

### Farms with White Operators Compared with All Farms



Data are not available at this geographic level for farms with White operators.



United States Department of Agriculture  
National Agricultural Statistics Service

[www.agcensus.usda.gov](http://www.agcensus.usda.gov)

