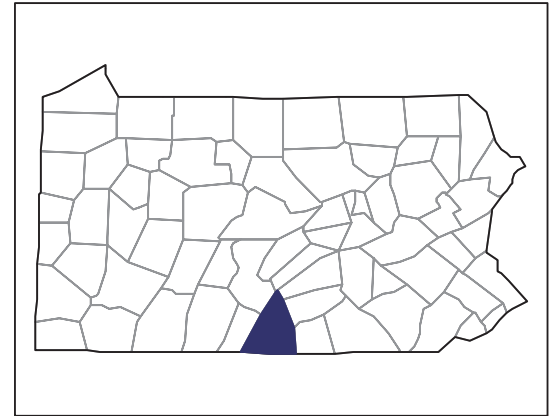


2007 CENSUS OF AGRICULTURE



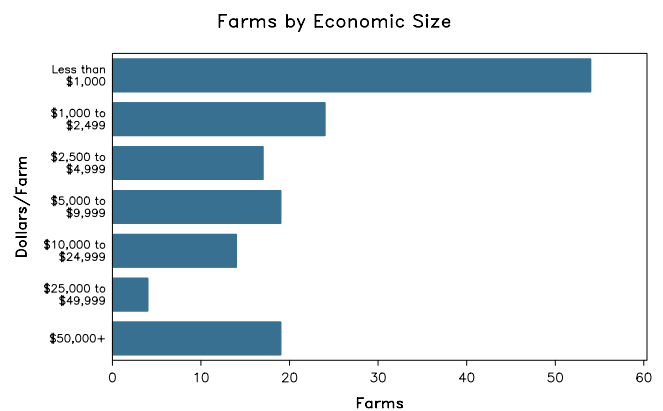
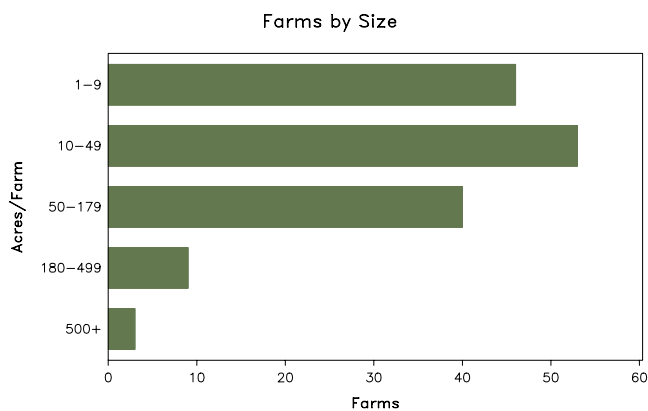
Franklin County – Pennsylvania

Farms with Women Principal Operators Compared with All Farms

	Women Principal Operators	All Farms
Number of Farms	151	1,540
Land in Farms	9,057 acres	242,634 acres
Average Size of Farm	60 acres	158 acres
Market Value of Products Sold	\$10,525,000	\$304,450,000
Crop Sales	\$1,395,000	\$34,876,000
Livestock Sales	\$9,130,000	\$269,574,000
Average Per Farm	\$69,700	\$197,694
Government Payments	\$96,000	\$2,746,000
Average Per Farm Receiving Payments	\$3,185	\$5,132

See footnotes on reverse page.

Farms with Women Principal Operators



2007 CENSUS OF AGRICULTURE

Franklin County – Pennsylvania Farms with Women Principal Operators

Selected Highlights

Item	Farms	Quantity
MARKET VALUE OF AGRICULTURAL PRODUCTS SOLD (\$1,000)		
Total value of agricultural products sold	151	10,525
Value of crops including nursery and greenhouse	51	1,395
Value of livestock, poultry, and their products	67	9,130
VALUE OF SALES BY COMMODITY GROUP (\$1,000)		
Grains, oilseeds, dry beans, and dry peas	21	234
Tobacco	-	-
Cotton and cottonseed	-	-
Vegetables, melons, potatoes and sweet potatoes	6	(D)
Fruits, tree nuts, and berries	5	(D)
Nursery, greenhouse, floriculture, and sod	16	383
Cut Christmas trees and short rotation woody crops	-	-
Other crops and hay	16	(D)
Poultry and eggs	12	(D)
Cattle and calves	26	291
Milk and other dairy products from cows	9	4,132
Hogs and pigs	6	(D)
Sheep, goats, and their products	19	40
Horses, ponies, mules, burros, and donkeys	9	55
Aquaculture	-	-
Other animals and other animal products	8	340
TOP CROP ITEMS (acres)		
Forage - land used for all hay and haylage, grass silage, and greenchop	52	1,590
Corn for silage or greenchop	6	700
Corn for grain	18	524
Soybeans for beans	7	245
Apples	1	(D)
TOP LIVESTOCK INVENTORY ITEMS (number)		
Turkeys	4	(D)
Hogs and pigs	6	12,766
Cattle and calves	41	2,345
Layers	11	667
Horses and ponies	52	453

Operator Characteristics

Item	Quantity
Primary occupation:	
Farming	65
Other	86
Days worked off farm:	
None	69
Any	82
Years on present farm:	
2 years or less	13
3 to 4 years	16
5 to 9 years	21
10 years or more	101
Age group:	
Under 45 years	32
45 to 64 years	92
65 years and over	27
Average age of principal operator (years)	54.5

Economic Characteristics

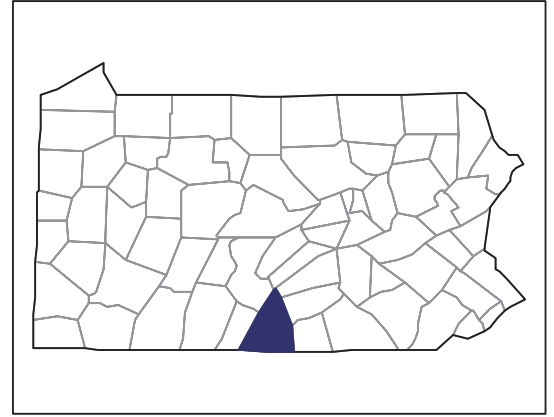
Item	Quantity
Farms by value of sales:	
Less than \$1,000	64
\$1,000 to \$2,499	22
\$2,500 to \$4,999	15
\$5,000 to \$9,999	16
\$10,000 to \$49,999	15
\$50,000 to \$99,999	8
\$100,000 to \$249,999	4
\$250,000 to \$499,999	1
\$500,000 or more	6
Total farm production expenses (\$1,000)	10,827
Average per farm (\$)	71,700
Net cash farm income of operation (\$1,000)	47
Average per farm (\$)	313
Value of agricultural products sold directly to individuals for human consumption (\$1,000)	184
Total organic product sales (\$1,000)	(D)
Total income from farm-related sources, gross before taxes and expenses (\$1,000)	254

See "Census of Agriculture, Volume 1, Geographic Area Series" for complete footnotes, explanations, definitions, and methodology.
(D) Cannot be disclosed. (Z) Less than half of the unit shown.

2007 CENSUS *OF* AGRICULTURE

Franklin County – Pennsylvania

Farms with Spanish, Hispanic, or Latino Operators Compared with All Farms



Data are not available at this geographic level for farms with Spanish, Hispanic, or Latino operators.



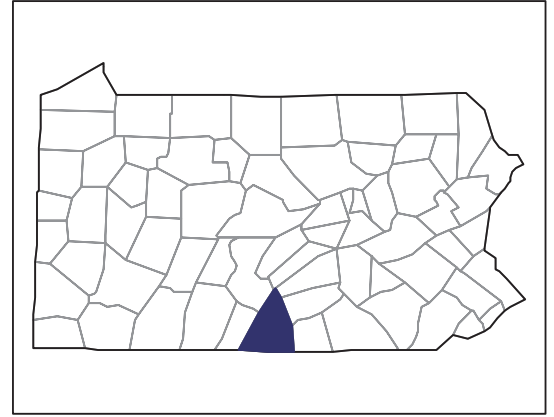
United States Department of Agriculture
National Agricultural Statistics Service

www.agcensus.usda.gov

2007 CENSUS OF AGRICULTURE

Franklin County – Pennsylvania

Farms with American Indian or Alaska Native Operators Compared with All Farms



Data are not available at this geographic level for farms with American Indian or Alaska Native operators.



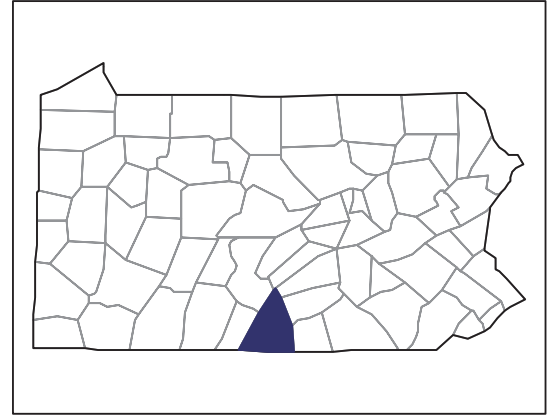
United States Department of Agriculture
National Agricultural Statistics Service

www.agcensus.usda.gov

2007 CENSUS OF AGRICULTURE

Franklin County – Pennsylvania

Farms with Asian Operators
Compared with All Farms



Data are not available at this geographic level for farms with Asian operators.



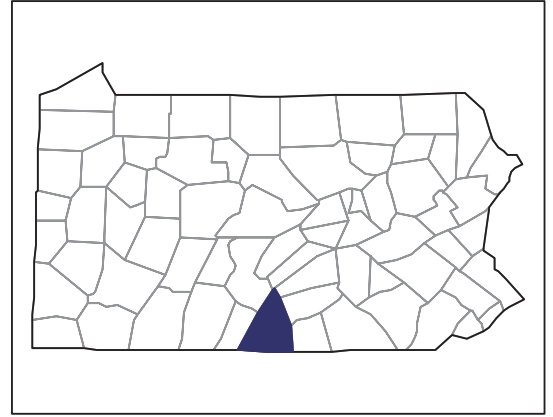
United States Department of Agriculture
National Agricultural Statistics Service

www.agcensus.usda.gov

2007 CENSUS *OF* AGRICULTURE

Franklin County – Pennsylvania

Farms with Black or African American Operators Compared with All Farms



Data are not available at this geographic level for farms with Black or African American operators.



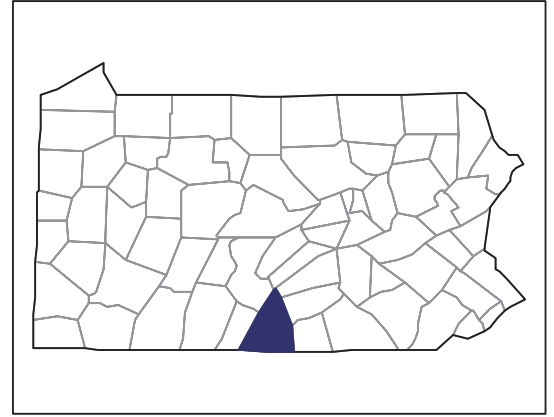
United States Department of Agriculture
National Agricultural Statistics Service

www.agcensus.usda.gov

2007 CENSUS OF AGRICULTURE

Franklin County – Pennsylvania

Farms with Native Hawaiian or Other Pacific Islander Operators Compared with All Farms



Data are not available at this geographic level for farms with Native Hawaiian or Other Pacific Islander operators.



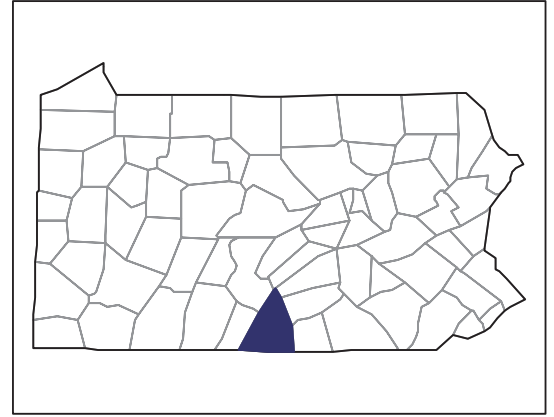
United States Department of Agriculture
National Agricultural Statistics Service

www.agcensus.usda.gov

2007 CENSUS OF AGRICULTURE

Franklin County – Pennsylvania

Farms with White Operators Compared with All Farms



Data are not available at this geographic level for farms with White operators.



United States Department of Agriculture
National Agricultural Statistics Service

www.agcensus.usda.gov

