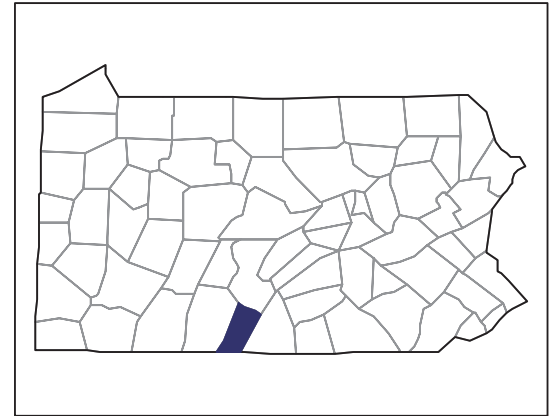


2007 CENSUS OF AGRICULTURE



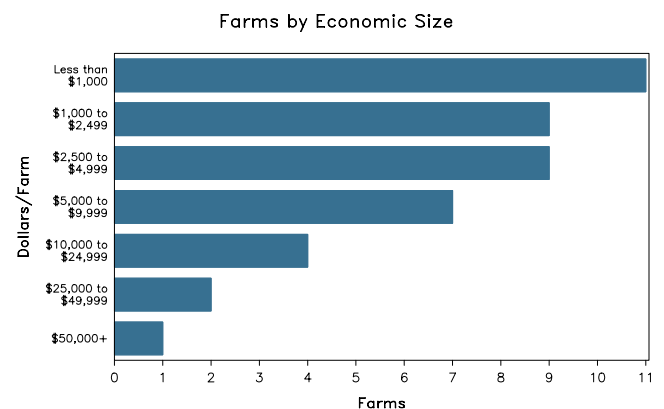
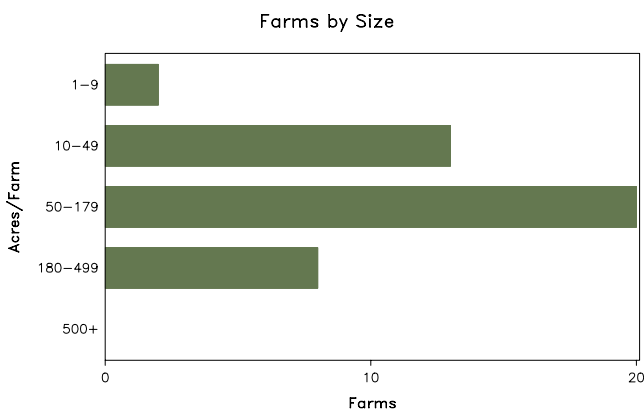
Fulton County – Pennsylvania

Farms with Women Principal Operators Compared with All Farms

	Women Principal Operators	All Farms
Number of Farms	43	608
Land in Farms	3,773 acres	103,516 acres
Average Size of Farm	88 acres	170 acres
Market Value of Products Sold	(D)	\$38,038,000
Crop Sales	(D)	\$3,484,000
Livestock Sales	(D)	\$34,554,000
Average Per Farm	(D)	\$62,562
Government Payments	\$59,000	\$1,031,000
Average Per Farm Receiving Payments	\$3,254	\$3,154

See footnotes on reverse page.

Farms with Women Principal Operators



2007 CENSUS OF AGRICULTURE

Fulton County – Pennsylvania Farms with Women Principal Operators

Selected Highlights

Item	Farms	Quantity
MARKET VALUE OF AGRICULTURAL PRODUCTS SOLD (\$1,000)		
Total value of agricultural products sold	43	(D)
Value of crops including nursery and greenhouse	9	(D)
Value of livestock, poultry, and their products	20	(D)
VALUE OF SALES BY COMMODITY GROUP (\$1,000)		
Grains, oilseeds, dry beans, and dry peas	2	(D)
Tobacco	-	-
Cotton and cottonseed	-	-
Vegetables, melons, potatoes and sweet potatoes	1	(D)
Fruits, tree nuts, and berries	-	-
Nursery, greenhouse, floriculture, and sod	-	-
Cut Christmas trees and short rotation woody crops	-	-
Other crops and hay	9	100
Poultry and eggs	6	(D)
Cattle and calves	10	18
Milk and other dairy products from cows	1	(D)
Hogs and pigs	3	(D)
Sheep, goats, and their products	9	4
Horses, ponies, mules, burros, and donkeys	6	13
Aquaculture	-	-
Other animals and other animal products	-	-
TOP CROP ITEMS (acres)		
Forage - land used for all hay and haylage, grass silage, and greenchop	15	436
Corn for grain	2	(D)
Oats for grain	2	(D)
Vegetables harvested for sale	1	(D)
Sweet corn	1	(D)
TOP LIVESTOCK INVENTORY ITEMS (number)		
Hogs and pigs	1	(D)
Layers	6	112
Horses and ponies	8	88
Cattle and calves	10	86
Sheep and lambs	8	50

Operator Characteristics

Item	Quantity
Primary occupation:	
Farming	13
Other	30
Days worked off farm:	
None	22
Any	21
Years on present farm:	
2 years or less	1
3 to 4 years	4
5 to 9 years	9
10 years or more	29
Age group:	
Under 45 years	7
45 to 64 years	28
65 years and over	8
Average age of principal operator (years)	55.4

Economic Characteristics

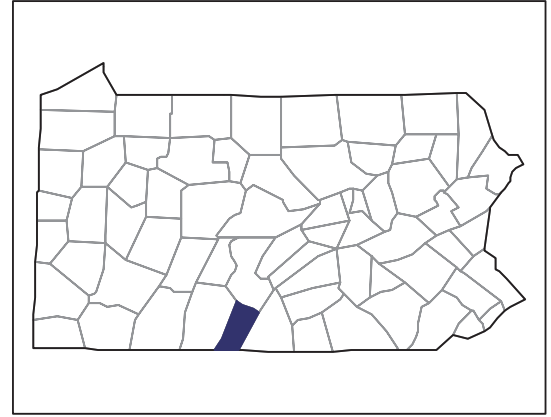
Item	Quantity
Farms by value of sales:	
Less than \$1,000	24
\$1,000 to \$2,499	5
\$2,500 to \$4,999	4
\$5,000 to \$9,999	4
\$10,000 to \$49,999	5
\$50,000 to \$99,999	-
\$100,000 to \$249,999	-
\$250,000 to \$499,999	-
\$500,000 or more	1
Total farm production expenses (\$1,000)	1,874
Average per farm (\$)	43,574
Net cash farm income of operation (\$1,000)	-274
Average per farm (\$)	-6,377
Value of agricultural products sold directly to individuals for human consumption (\$1,000)	(D)
Total organic product sales (\$1,000)	-
Total income from farm-related sources, gross before taxes and expenses (\$1,000)	13

See "Census of Agriculture, Volume 1, Geographic Area Series" for complete footnotes, explanations, definitions, and methodology.
(D) Cannot be disclosed. (Z) Less than half of the unit shown.

2007 CENSUS OF AGRICULTURE

Fulton County – Pennsylvania

Farms with Spanish, Hispanic, or Latino Operators Compared with All Farms



Data are not available at this geographic level for farms with Spanish, Hispanic, or Latino operators.



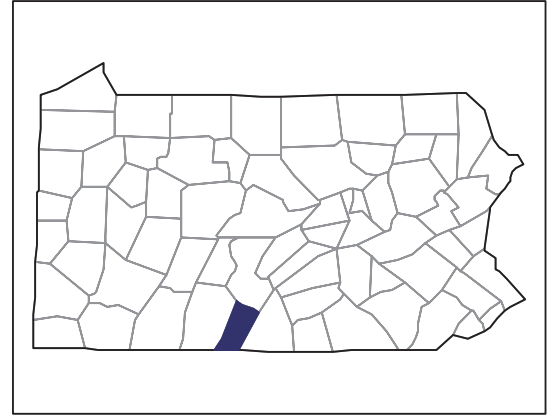
United States Department of Agriculture
National Agricultural Statistics Service

www.agcensus.usda.gov

2007 CENSUS OF AGRICULTURE

Fulton County – Pennsylvania

Farms with American Indian or Alaska Native Operators Compared with All Farms



Data are not available at this geographic level for farms with American Indian or Alaska Native operators.



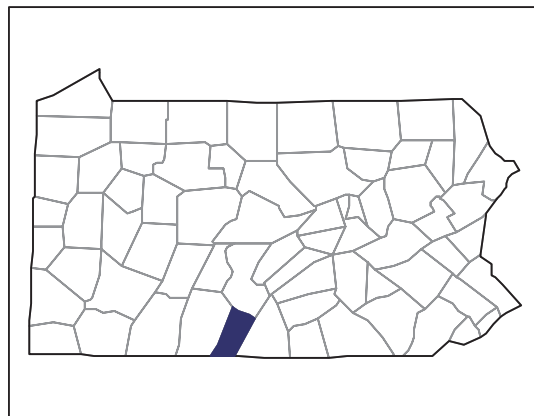
United States Department of Agriculture
National Agricultural Statistics Service

www.agcensus.usda.gov

2007 CENSUS OF AGRICULTURE

Fulton County – Pennsylvania

Farms with Asian Operators Compared with All Farms



Data are not available at this geographic level for farms with Asian operators.



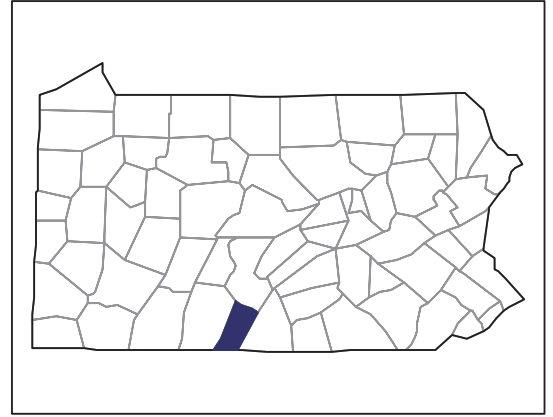
United States Department of Agriculture
National Agricultural Statistics Service

www.agcensus.usda.gov

2007 CENSUS *OF* AGRICULTURE

Fulton County – Pennsylvania

Farms with Black or African American Operators Compared with All Farms



Data are not available at this geographic level for farms with Black or African American operators.



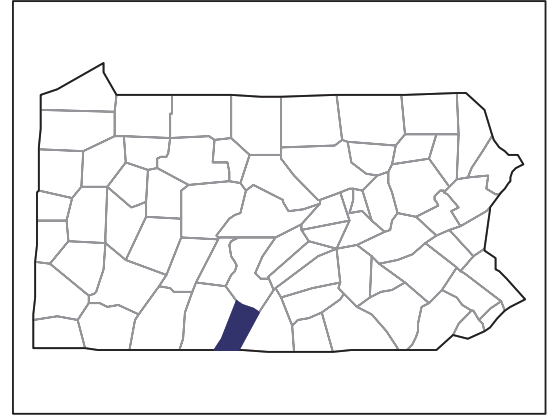
United States Department of Agriculture
National Agricultural Statistics Service

www.agcensus.usda.gov

2007 CENSUS *OF* AGRICULTURE

Fulton County – Pennsylvania

Farms with Native Hawaiian or Other Pacific Islander Operators Compared with All Farms



Data are not available at this geographic level for farms with Native Hawaiian or Other Pacific Islander operators.



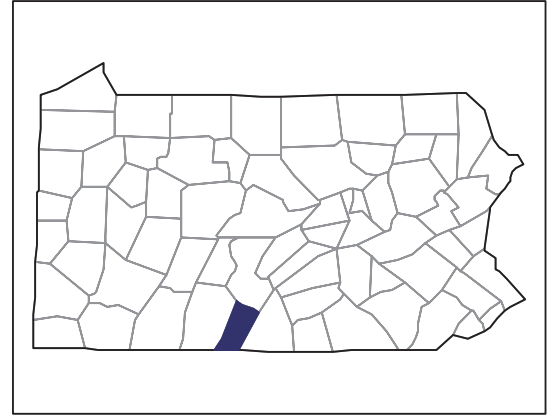
United States Department of Agriculture
National Agricultural Statistics Service

www.agcensus.usda.gov

2007 CENSUS OF AGRICULTURE

Fulton County – Pennsylvania

Farms with White Operators Compared with All Farms



Data are not available at this geographic level for farms with White operators.



United States Department of Agriculture
National Agricultural Statistics Service

www.agcensus.usda.gov

