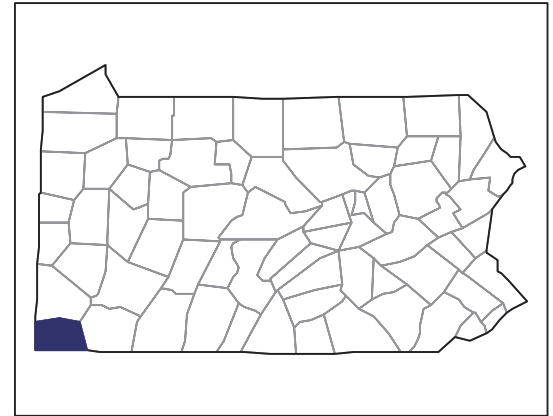


# 2007 CENSUS OF AGRICULTURE



## Greene County – Pennsylvania

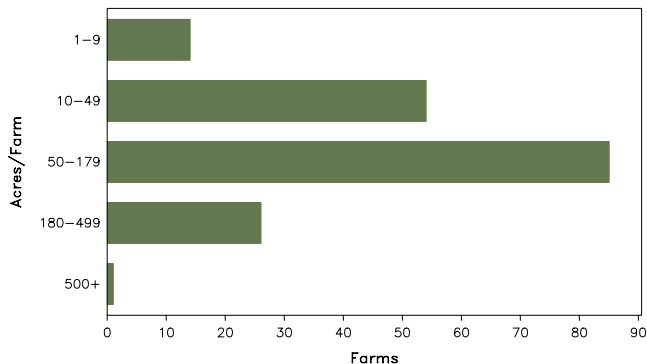
### Farms with Women Principal Operators Compared with All Farms

	Women Principal Operators	All Farms
<b>Number of Farms</b>	180	1,245
<b>Land in Farms</b>	17,237 acres	150,203 acres
<b>Average Size of Farm</b>	96 acres	121 acres
<b>Market Value of Products Sold</b>	\$1,037,000	\$9,316,000
Crop Sales	\$817,000	\$3,341,000
Livestock Sales	\$221,000	\$5,975,000
Average Per Farm	\$5,762	\$7,483
<b>Government Payments</b>	\$32,000	\$141,000
Average Per Farm Receiving Payments	\$5,394	\$2,272

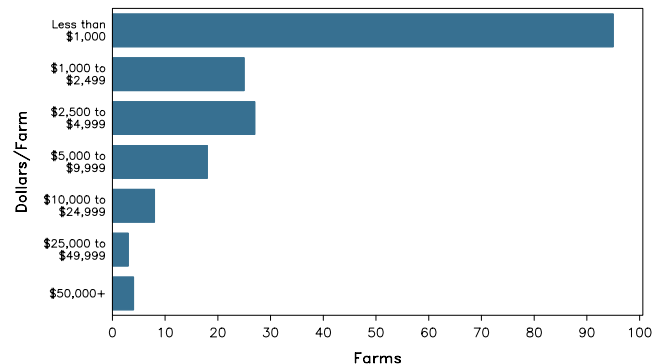
See footnotes on reverse page.

### Farms with Women Principal Operators

Farms by Size



Farms by Economic Size



# 2007 CENSUS OF AGRICULTURE

## Greene County – Pennsylvania Farms with Women Principal Operators

### Selected Highlights

Item	Farms	Quantity
<b>MARKET VALUE OF AGRICULTURAL PRODUCTS SOLD (\$1,000)</b>		
Total value of agricultural products sold	180	1,037
Value of crops including nursery and greenhouse	64	817
Value of livestock, poultry, and their products	57	221
<b>VALUE OF SALES BY COMMODITY GROUP (\$1,000)</b>		
Grains, oilseeds, dry beans, and dry peas	1	(D)
Tobacco	-	-
Cotton and cottonseed	-	-
Vegetables, melons, potatoes and sweet potatoes	4	(D)
Fruits, tree nuts, and berries	4	(D)
Nursery, greenhouse, floriculture, and sod	2	(D)
Cut Christmas trees and short rotation woody crops	-	-
Other crops and hay	58	304
Poultry and eggs	15	12
Cattle and calves	35	151
Milk and other dairy products from cows	2	(D)
Hogs and pigs	4	4
Sheep, goats, and their products	11	11
Horses, ponies, mules, burros, and donkeys	13	35
Aquaculture	5	(D)
Other animals and other animal products	7	1
<b>TOP CROP ITEMS (acres)</b>		
Forage - land used for all hay and haylage, grass silage, and greenchop	97	3,712
Apples	7	30
Corn for grain	1	(D)
Corn for silage or greenchop	1	(D)
Vegetables harvested for sale	3	9
<b>TOP LIVESTOCK INVENTORY ITEMS (number)</b>		
Cattle and calves	60	851
Broilers and other meat-type chickens	5	374
Layers	19	344
Horses and ponies	55	333
Goats, all	22	277

### Operator Characteristics

Item	Quantity
Primary occupation:	
Farming	57
Other	123
Days worked off farm:	
None	75
Any	105
Years on present farm:	
2 years or less	4
3 to 4 years	16
5 to 9 years	53
10 years or more	107
Age group:	
Under 45 years	48
45 to 64 years	89
65 years and over	43
Average age of principal operator (years)	53.9

### Economic Characteristics

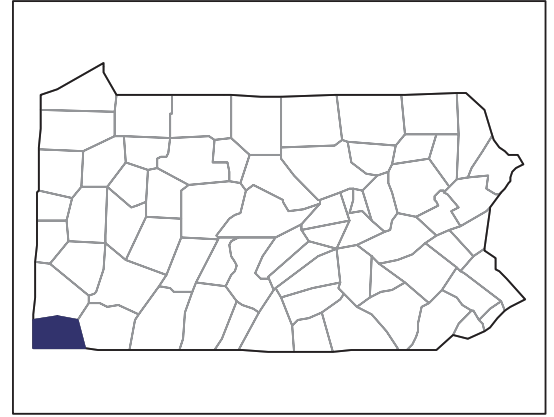
Item	Quantity
Farms by value of sales:	
Less than \$1,000	96
\$1,000 to \$2,499	25
\$2,500 to \$4,999	26
\$5,000 to \$9,999	18
\$10,000 to \$49,999	11
\$50,000 to \$99,999	2
\$100,000 to \$249,999	1
\$250,000 to \$499,999	1
\$500,000 or more	-
Total farm production expenses (\$1,000)	2,070
Average per farm (\$)	11,503
Net cash farm income of operation (\$1,000)	-898
Average per farm (\$)	-4,990
Value of agricultural products sold directly to individuals for human consumption (\$1,000)	39
Total organic product sales (\$1,000)	-
Total income from farm-related sources, gross before taxes and expenses (\$1,000)	103

See "Census of Agriculture, Volume 1, Geographic Area Series" for complete footnotes, explanations, definitions, and methodology.  
(D) Cannot be disclosed. (Z) Less than half of the unit shown.

# 2007 CENSUS OF AGRICULTURE

## Greene County – Pennsylvania

### Farms with Spanish, Hispanic, or Latino Operators Compared with All Farms



Data are not available at this geographic level for farms with Spanish, Hispanic, or Latino operators.



United States Department of Agriculture  
National Agricultural Statistics Service

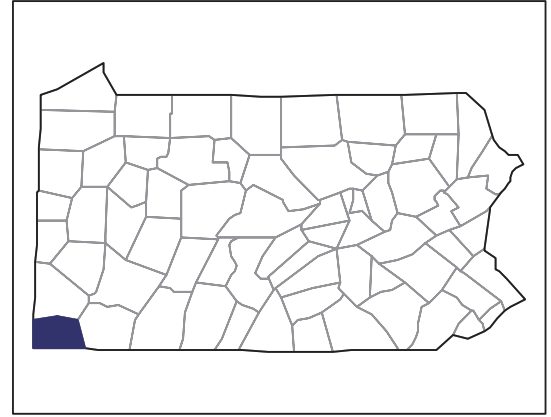
[www.agcensus.usda.gov](http://www.agcensus.usda.gov)



# 2007 CENSUS OF AGRICULTURE

## Greene County – Pennsylvania

### Farms with American Indian or Alaska Native Operators Compared with All Farms



Data are not available at this geographic level for farms with American Indian or Alaska Native operators.



United States Department of Agriculture  
National Agricultural Statistics Service

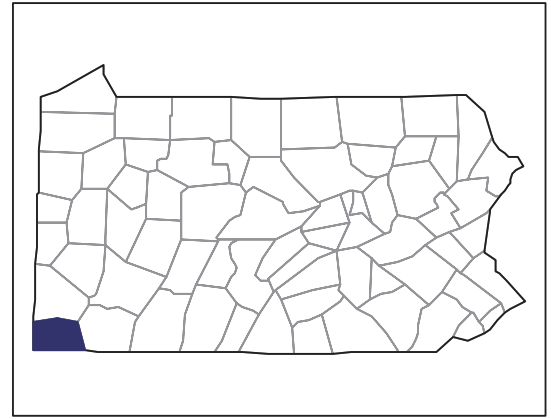
[www.agcensus.usda.gov](http://www.agcensus.usda.gov)



# 2007 CENSUS OF AGRICULTURE

**Greene County – Pennsylvania**

**Farms with Asian Operators  
Compared with All Farms**



**Data are not available at this geographic level for farms with Asian operators.**



United States Department of Agriculture  
National Agricultural Statistics Service

[www.agcensus.usda.gov](http://www.agcensus.usda.gov)

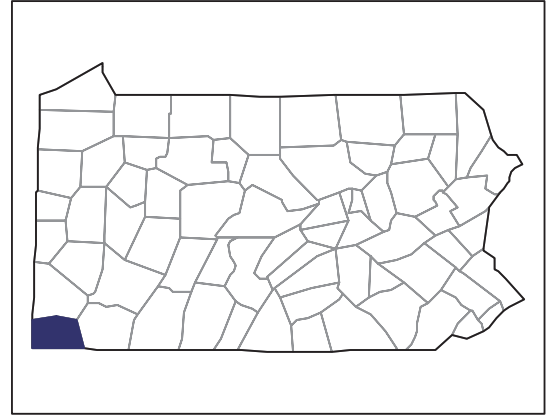




# 2007 CENSUS OF AGRICULTURE

## Greene County – Pennsylvania

### Farms with Black or African American Operators Compared with All Farms



Data are not available at this geographic level for farms with Black or African American operators.



United States Department of Agriculture  
National Agricultural Statistics Service

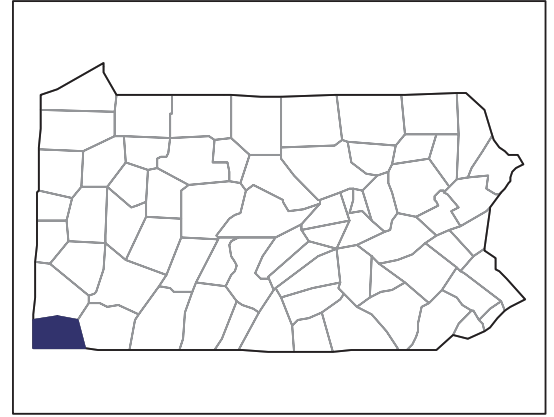
[www.agcensus.usda.gov](http://www.agcensus.usda.gov)



# 2007 CENSUS *OF* AGRICULTURE

## Greene County – Pennsylvania

### Farms with Native Hawaiian or Other Pacific Islander Operators Compared with All Farms



Data are not available at this geographic level for farms with Native Hawaiian or Other Pacific Islander operators.



United States Department of Agriculture  
National Agricultural Statistics Service

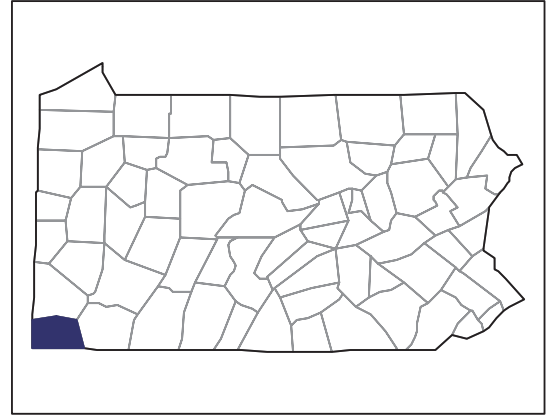
[www.agcensus.usda.gov](http://www.agcensus.usda.gov)



# 2007 CENSUS OF AGRICULTURE

## Greene County – Pennsylvania

### Farms with White Operators Compared with All Farms



Data are not available at this geographic level for farms with White operators.



United States Department of Agriculture  
National Agricultural Statistics Service

[www.agcensus.usda.gov](http://www.agcensus.usda.gov)

