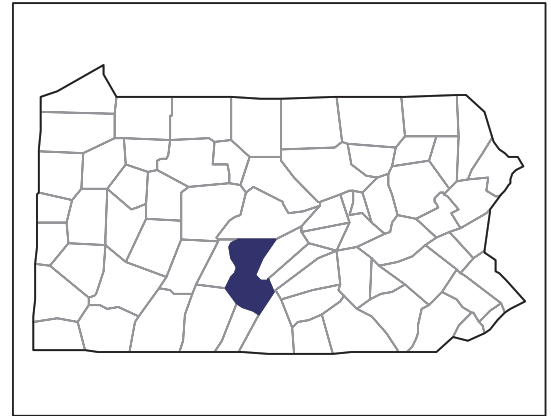


2007 CENSUS OF AGRICULTURE

Huntingdon County – Pennsylvania

Farms with Women Principal Operators Compared with All Farms

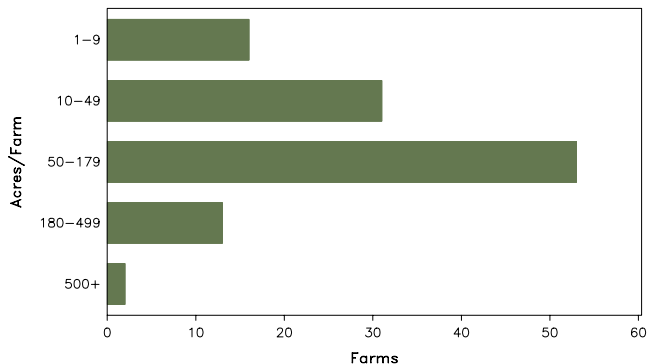


	Women Principal Operators	All Farms
Number of Farms	115	930
Land in Farms	10,519 acres	148,289 acres
Average Size of Farm	91 acres	159 acres
Market Value of Products Sold	\$1,723,000	\$62,320,000
Crop Sales	\$400,000	\$8,457,000
Livestock Sales	\$1,323,000	\$53,863,000
Average Per Farm	\$14,986	\$67,011
Government Payments	\$78,000	\$1,559,000
Average Per Farm Receiving Payments	\$4,313	\$6,044

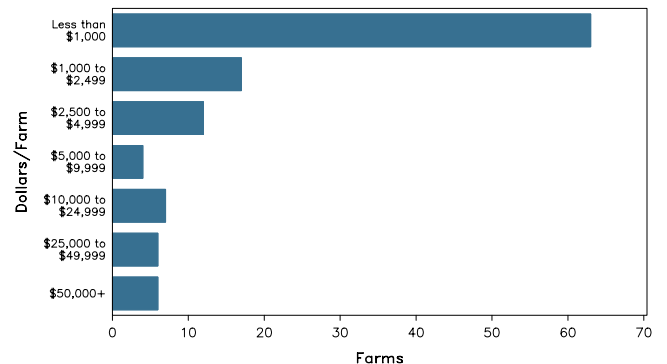
See footnotes on reverse page.

Farms with Women Principal Operators

Farms by Size



Farms by Economic Size



2007 CENSUS OF AGRICULTURE

Huntingdon County – Pennsylvania Farms with Women Principal Operators

Selected Highlights

Item	Farms	Quantity
MARKET VALUE OF AGRICULTURAL PRODUCTS SOLD (\$1,000)		
Total value of agricultural products sold	115	1,723
Value of crops including nursery and greenhouse	25	400
Value of livestock, poultry, and their products	58	1,323
VALUE OF SALES BY COMMODITY GROUP (\$1,000)		
Grains, oilseeds, dry beans, and dry peas	8	(D)
Tobacco	-	-
Cotton and cottonseed	-	-
Vegetables, melons, potatoes and sweet potatoes	-	-
Fruits, tree nuts, and berries	4	(D)
Nursery, greenhouse, floriculture, and sod	2	(D)
Cut Christmas trees and short rotation woody crops	-	-
Other crops and hay	20	271
Poultry and eggs	14	(D)
Cattle and calves	17	(D)
Milk and other dairy products from cows	4	319
Hogs and pigs	4	(D)
Sheep, goats, and their products	18	48
Horses, ponies, mules, burros, and donkeys	13	20
Aquaculture	3	(D)
Other animals and other animal products	3	-
TOP CROP ITEMS (acres)		
Forage - land used for all hay and haylage, grass silage, and greenchop	42	1,844
Corn for grain	6	173
Corn for silage or greenchop	6	167
Soybeans for beans	2	(D)
Oats for grain	2	(D)
TOP LIVESTOCK INVENTORY ITEMS (number)		
Turkeys	1	(D)
Hogs and pigs	4	(D)
Cattle and calves	27	463
Layers	13	346
Sheep and lambs	7	252

Operator Characteristics

Item	Quantity
Primary occupation:	
Farming	43
Other	72
Days worked off farm:	
None	45
Any	70
Years on present farm:	
2 years or less	9
3 to 4 years	5
5 to 9 years	23
10 years or more	78
Age group:	
Under 45 years	27
45 to 64 years	44
65 years and over	44
Average age of principal operator (years)	57.9

Economic Characteristics

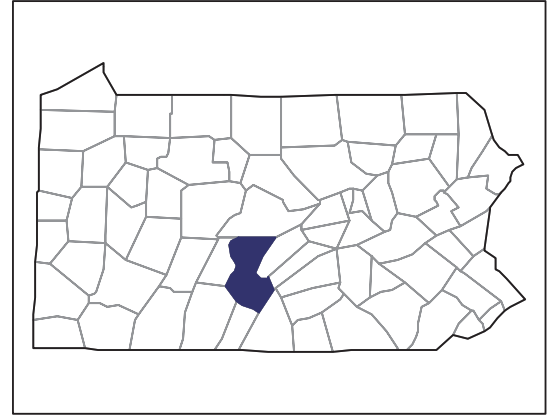
Item	Quantity
Farms by value of sales:	
Less than \$1,000	71
\$1,000 to \$2,499	15
\$2,500 to \$4,999	9
\$5,000 to \$9,999	3
\$10,000 to \$49,999	11
\$50,000 to \$99,999	2
\$100,000 to \$249,999	1
\$250,000 to \$499,999	2
\$500,000 or more	1
Total farm production expenses (\$1,000)	1,565
Average per farm (\$)	13,611
Net cash farm income of operation (\$1,000)	468
Average per farm (\$)	4,070
Value of agricultural products sold directly to individuals for human consumption (\$1,000)	5
Total organic product sales (\$1,000)	-
Total income from farm-related sources, gross before taxes and expenses (\$1,000)	232

See "Census of Agriculture, Volume 1, Geographic Area Series" for complete footnotes, explanations, definitions, and methodology.
(D) Cannot be disclosed. (Z) Less than half of the unit shown.

2007 CENSUS OF AGRICULTURE

Huntingdon County – Pennsylvania

Farms with Spanish, Hispanic, or Latino Operators Compared with All Farms



Data are not available at this geographic level for farms with Spanish, Hispanic, or Latino operators.



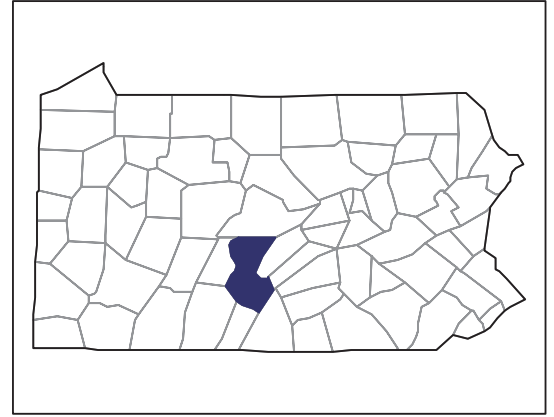
United States Department of Agriculture
National Agricultural Statistics Service

www.agcensus.usda.gov

2007 CENSUS OF AGRICULTURE

Huntingdon County – Pennsylvania

Farms with American Indian or Alaska Native Operators Compared with All Farms



Data are not available at this geographic level for farms with American Indian or Alaska Native operators.



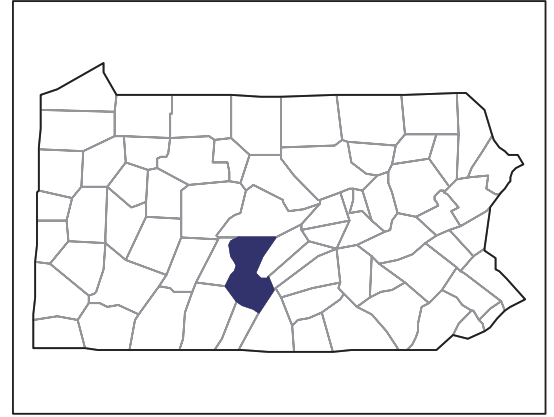
United States Department of Agriculture
National Agricultural Statistics Service

www.agcensus.usda.gov

2007 CENSUS OF AGRICULTURE

Huntingdon County – Pennsylvania

Farms with Asian Operators
Compared with All Farms



Data are not available at this geographic level for farms with Asian operators.



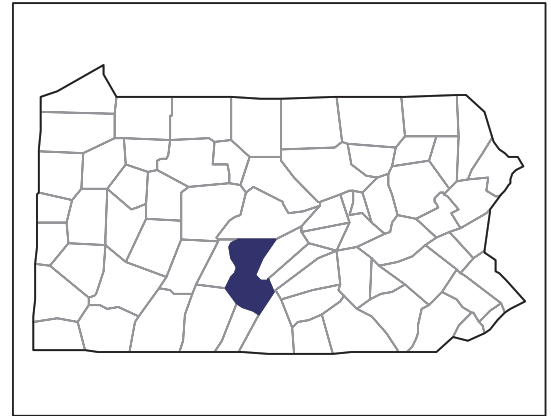
United States Department of Agriculture
National Agricultural Statistics Service

www.agcensus.usda.gov

2007 CENSUS OF AGRICULTURE

Huntingdon County – Pennsylvania

Farms with Black or African American Operators Compared with All Farms



Data are not available at this geographic level for farms with Black or African American operators.



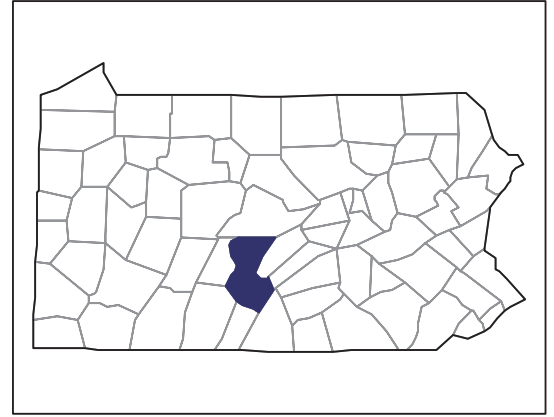
United States Department of Agriculture
National Agricultural Statistics Service

www.agcensus.usda.gov

2007 CENSUS OF AGRICULTURE

Huntingdon County – Pennsylvania

Farms with Native Hawaiian or Other Pacific Islander Operators Compared with All Farms



Data are not available at this geographic level for farms with Native Hawaiian or Other Pacific Islander operators.



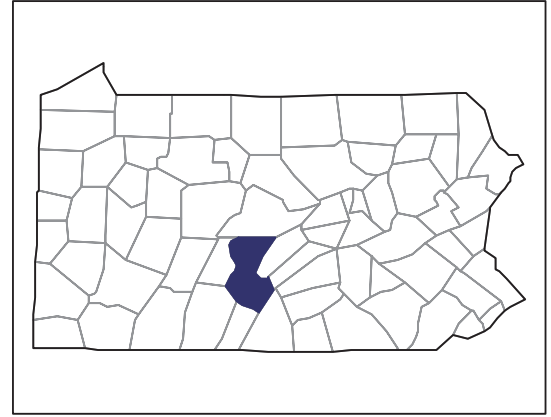
United States Department of Agriculture
National Agricultural Statistics Service

www.agcensus.usda.gov

2007 CENSUS OF AGRICULTURE

Huntingdon County – Pennsylvania

Farms with White Operators
Compared with All Farms



Data are not available at this geographic level for farms with White operators.



United States Department of Agriculture
National Agricultural Statistics Service

www.agcensus.usda.gov

