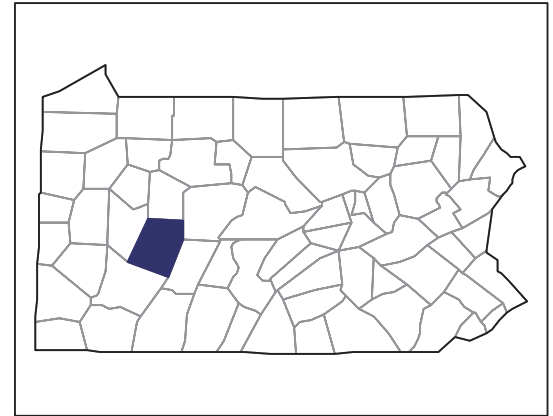


2007 CENSUS OF AGRICULTURE



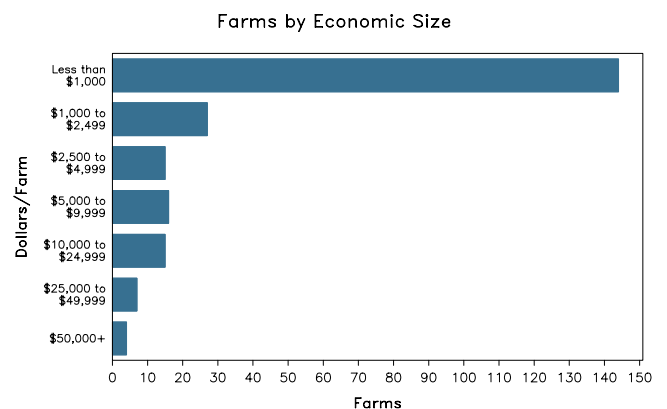
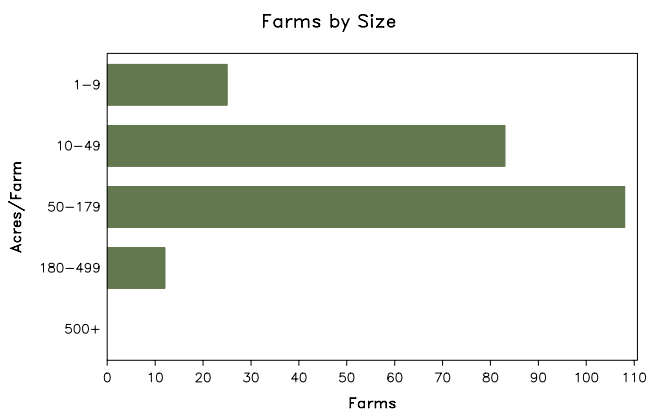
Indiana County – Pennsylvania

Farms with Women Principal Operators Compared with All Farms

	Women Principal Operators	All Farms
Number of Farms	228	1,544
Land in Farms	15,849 acres	187,711 acres
Average Size of Farm	70 acres	122 acres
Market Value of Products Sold	\$1,407,000	\$76,428,000
Crop Sales	\$1,016,000	\$41,362,000
Livestock Sales	\$391,000	\$35,066,000
Average Per Farm	\$6,169	\$49,500
Government Payments	\$35,000	\$1,140,000
Average Per Farm Receiving Payments	\$1,524	\$3,813

See footnotes on reverse page.

Farms with Women Principal Operators



2007 CENSUS OF AGRICULTURE

Indiana County – Pennsylvania Farms with Women Principal Operators

Selected Highlights

Item	Farms	Quantity
MARKET VALUE OF AGRICULTURAL PRODUCTS SOLD (\$1,000)		
Total value of agricultural products sold	228	1,407
Value of crops including nursery and greenhouse	49	1,016
Value of livestock, poultry, and their products	68	391
VALUE OF SALES BY COMMODITY GROUP (\$1,000)		
Grains, oilseeds, dry beans, and dry peas	17	40
Tobacco	-	-
Cotton and cottonseed	-	-
Vegetables, melons, potatoes and sweet potatoes	8	(D)
Fruits, tree nuts, and berries	8	122
Nursery, greenhouse, floriculture, and sod	12	735
Cut Christmas trees and short rotation woody crops	2	(D)
Other crops and hay	25	98
Poultry and eggs	17	7
Cattle and calves	14	69
Milk and other dairy products from cows	8	(D)
Hogs and pigs	17	37
Sheep, goats, and their products	24	26
Horses, ponies, mules, burros, and donkeys	25	76
Aquaculture	-	-
Other animals and other animal products	6	(D)
TOP CROP ITEMS (acres)		
Forage - land used for all hay and haylage, grass silage, and greenchop	67	1,372
Nursery stock	6	158
Corn for grain	17	129
Oats for grain	14	86
Cut Christmas trees	5	57
TOP LIVESTOCK INVENTORY ITEMS (number)		
Horses and ponies	90	800
Sheep and lambs	21	459
Layers	19	392
Cattle and calves	30	317
Goats, all	23	290

Operator Characteristics

Item	Quantity
Primary occupation:	
Farming	71
Other	157
Days worked off farm:	
None	101
Any	127
Years on present farm:	
2 years or less	6
3 to 4 years	14
5 to 9 years	44
10 years or more	164
Age group:	
Under 45 years	49
45 to 64 years	110
65 years and over	69
Average age of principal operator (years)	56.8

Economic Characteristics

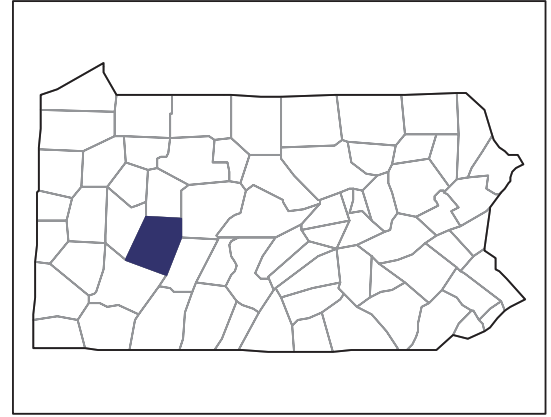
Item	Quantity
Farms by value of sales:	
Less than \$1,000	146
\$1,000 to \$2,499	25
\$2,500 to \$4,999	15
\$5,000 to \$9,999	19
\$10,000 to \$49,999	19
\$50,000 to \$99,999	2
\$100,000 to \$249,999	1
\$250,000 to \$499,999	-
\$500,000 or more	1
Total farm production expenses (\$1,000)	3,500
Average per farm (\$)	15,351
Net cash farm income of operation (\$1,000)	-1,492
Average per farm (\$)	-6,543
Value of agricultural products sold directly to individuals for human consumption (\$1,000)	109
Total organic product sales (\$1,000)	(D)
Total income from farm-related sources, gross before taxes and expenses (\$1,000)	567

See "Census of Agriculture, Volume 1, Geographic Area Series" for complete footnotes, explanations, definitions, and methodology.
(D) Cannot be disclosed. (Z) Less than half of the unit shown.

2007 CENSUS OF AGRICULTURE

Indiana County – Pennsylvania

Farms with Spanish, Hispanic, or Latino Operators Compared with All Farms



Data are not available at this geographic level for farms with Spanish, Hispanic, or Latino operators.



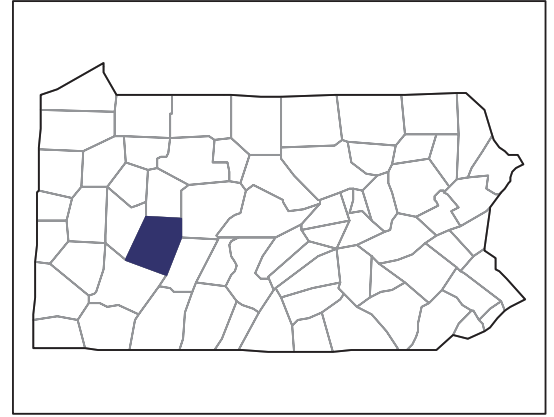
United States Department of Agriculture
National Agricultural Statistics Service

www.agcensus.usda.gov

2007 CENSUS OF AGRICULTURE

Indiana County – Pennsylvania

Farms with American Indian or Alaska Native Operators Compared with All Farms



Data are not available at this geographic level for farms with American Indian or Alaska Native operators.



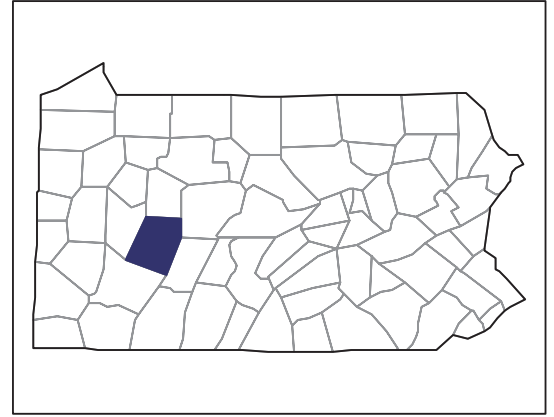
United States Department of Agriculture
National Agricultural Statistics Service

www.agcensus.usda.gov

2007 CENSUS OF AGRICULTURE

Indiana County – Pennsylvania

Farms with Asian Operators Compared with All Farms



Data are not available at this geographic level for farms with Asian operators.



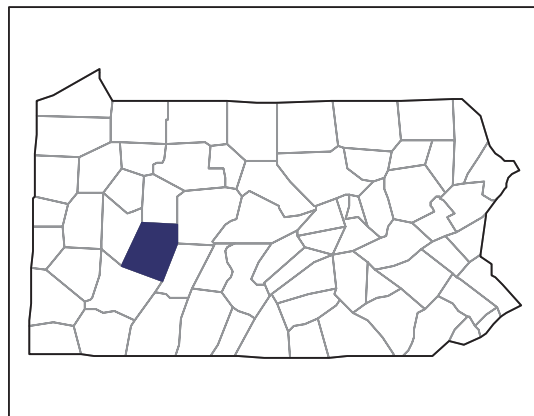
United States Department of Agriculture
National Agricultural Statistics Service

www.agcensus.usda.gov

2007 CENSUS *OF* AGRICULTURE

Indiana County – Pennsylvania

Farms with Black or African American Operators Compared with All Farms



Data are not available at this geographic level for farms with Black or African American operators.



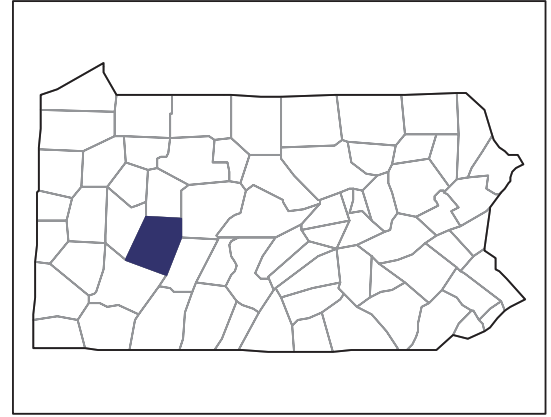
United States Department of Agriculture
National Agricultural Statistics Service

www.agcensus.usda.gov

2007 CENSUS *OF* AGRICULTURE

Indiana County – Pennsylvania

Farms with Native Hawaiian or Other Pacific Islander Operators Compared with All Farms



Data are not available at this geographic level for farms with Native Hawaiian or Other Pacific Islander operators.



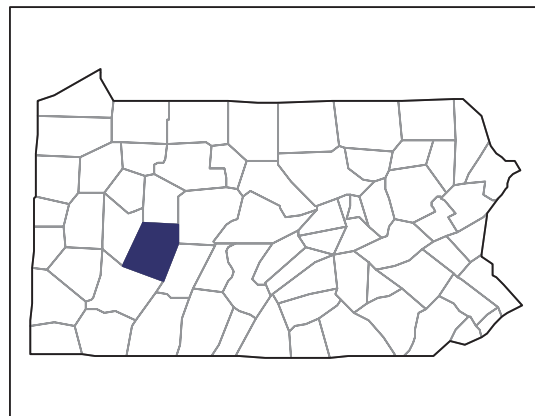
United States Department of Agriculture
National Agricultural Statistics Service

www.agcensus.usda.gov

2007 CENSUS OF AGRICULTURE

Indiana County – Pennsylvania

Farms with White Operators Compared with All Farms



Data are not available at this geographic level for farms with White operators.



United States Department of Agriculture
National Agricultural Statistics Service

www.agcensus.usda.gov

