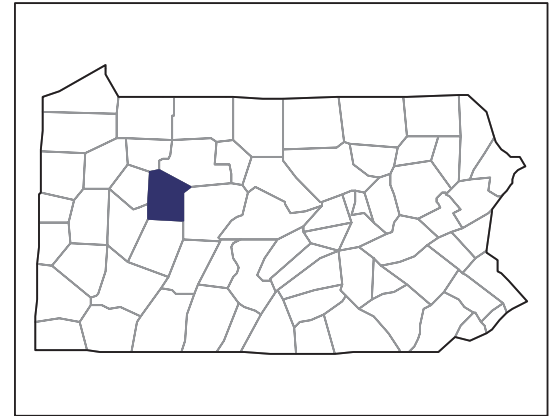


# 2007 CENSUS OF AGRICULTURE



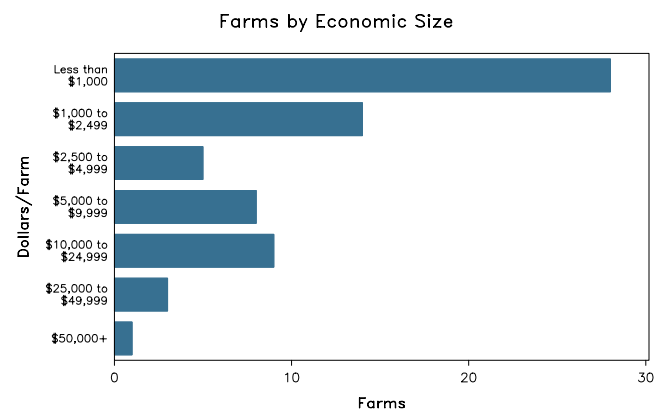
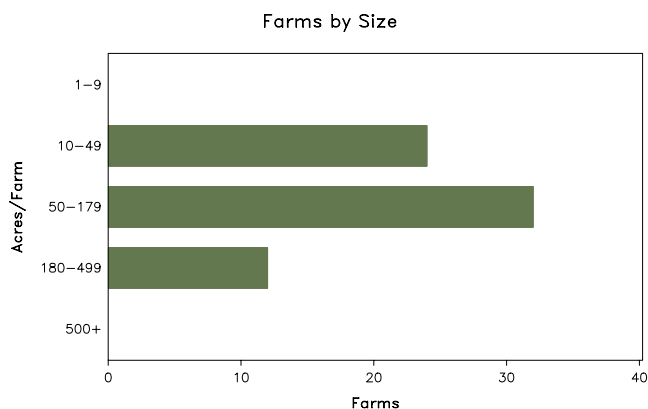
## Jefferson County – Pennsylvania

### Farms with Women Principal Operators Compared with All Farms

	Women Principal Operators	All Farms
<b>Number of Farms</b>	68	597
<b>Land in Farms</b>	6,415 acres	87,043 acres
<b>Average Size of Farm</b>	94 acres	146 acres
<b>Market Value of Products Sold</b>	(D)	\$25,317,000
Crop Sales	(D)	\$14,964,000
Livestock Sales	(D)	\$10,353,000
Average Per Farm	(D)	\$42,407
<b>Government Payments</b>	\$53,000	\$480,000
Average Per Farm Receiving Payments	\$3,548	\$4,170

See footnotes on reverse page.

### Farms with Women Principal Operators



# 2007 CENSUS OF AGRICULTURE

## Jefferson County – Pennsylvania Farms with Women Principal Operators

### Selected Highlights

Item	Farms	Quantity
<b>MARKET VALUE OF AGRICULTURAL PRODUCTS SOLD (\$1,000)</b>		
Total value of agricultural products sold	68	(D)
Value of crops including nursery and greenhouse	19	(D)
Value of livestock, poultry, and their products	33	(D)
<b>VALUE OF SALES BY COMMODITY GROUP (\$1,000)</b>		
Grains, oilseeds, dry beans, and dry peas	6	2
Tobacco	-	-
Cotton and cottonseed	-	-
Vegetables, melons, potatoes and sweet potatoes	3	(D)
Fruits, tree nuts, and berries	10	(D)
Nursery, greenhouse, floriculture, and sod	1	(D)
Cut Christmas trees and short rotation woody crops	-	-
Other crops and hay	10	25
Poultry and eggs	10	(D)
Cattle and calves	11	(D)
Milk and other dairy products from cows	-	-
Hogs and pigs	3	(D)
Sheep, goats, and their products	12	(D)
Horses, ponies, mules, burros, and donkeys	5	41
Aquaculture	-	-
Other animals and other animal products	2	(D)
<b>TOP CROP ITEMS (acres)</b>		
Forage - land used for all hay and haylage, grass silage, and greenchop	39	1,074
Oats for grain	5	56
Corn for grain	5	23
Land in berries	9	22
Corn for silage or greenchop	1	(D)
<b>TOP LIVESTOCK INVENTORY ITEMS (number)</b>		
Pigeons or squab	4	1,756
Goats, all	11	413
Layers	12	261
Horses and ponies	30	206
Cattle and calves	21	199

### Operator Characteristics

Item	Quantity
Primary occupation:	
Farming	33
Other	35
Days worked off farm:	
None	26
Any	42
Years on present farm:	
2 years or less	5
3 to 4 years	7
5 to 9 years	4
10 years or more	52
Age group:	
Under 45 years	11
45 to 64 years	37
65 years and over	20
Average age of principal operator (years)	56.1

### Economic Characteristics

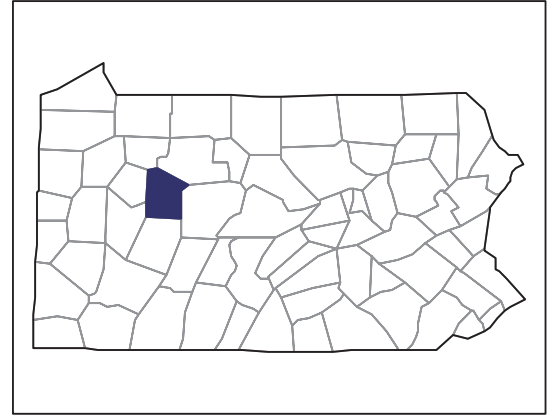
Item	Quantity
Farms by value of sales:	
Less than \$1,000	35
\$1,000 to \$2,499	11
\$2,500 to \$4,999	3
\$5,000 to \$9,999	7
\$10,000 to \$49,999	11
\$50,000 to \$99,999	-
\$100,000 to \$249,999	-
\$250,000 to \$499,999	-
\$500,000 or more	1
Total farm production expenses (\$1,000)	7,830
Average per farm (\$)	115,144
Net cash farm income of operation (\$1,000)	(D)
Average per farm (\$)	(D)
Value of agricultural products sold directly to individuals for human consumption (\$1,000)	25
Total organic product sales (\$1,000)	(D)
Total income from farm-related sources, gross before taxes and expenses (\$1,000)	393

See "Census of Agriculture, Volume 1, Geographic Area Series" for complete footnotes, explanations, definitions, and methodology.  
(D) Cannot be disclosed. (Z) Less than half of the unit shown.

# 2007 CENSUS OF AGRICULTURE

## Jefferson County – Pennsylvania

### Farms with Spanish, Hispanic, or Latino Operators Compared with All Farms



Data are not available at this geographic level for farms with Spanish, Hispanic, or Latino operators.



United States Department of Agriculture  
National Agricultural Statistics Service

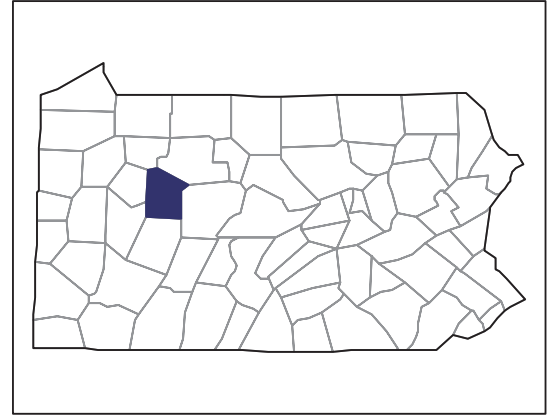
[www.agcensus.usda.gov](http://www.agcensus.usda.gov)



# 2007 CENSUS OF AGRICULTURE

## Jefferson County – Pennsylvania

### Farms with American Indian or Alaska Native Operators Compared with All Farms



Data are not available at this geographic level for farms with American Indian or Alaska Native operators.



United States Department of Agriculture  
National Agricultural Statistics Service

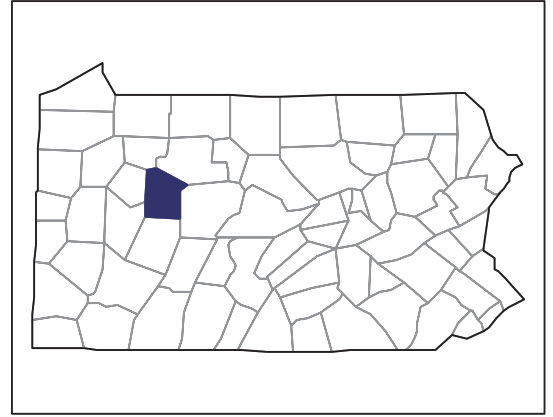
[www.agcensus.usda.gov](http://www.agcensus.usda.gov)



# 2007 CENSUS OF AGRICULTURE

Jefferson County – Pennsylvania

Farms with Asian Operators  
Compared with All Farms



Data are not available at this geographic level for farms with Asian operators.



United States Department of Agriculture  
National Agricultural Statistics Service

[www.agcensus.usda.gov](http://www.agcensus.usda.gov)

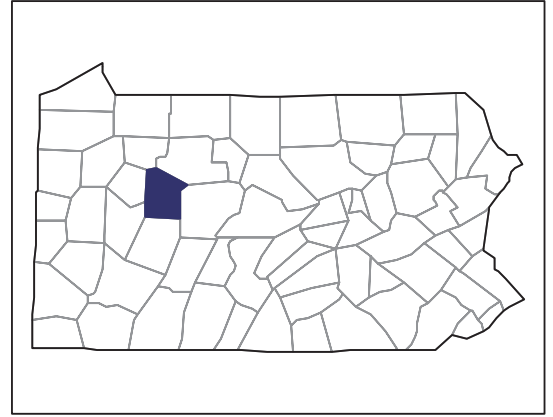




# 2007 CENSUS *OF* AGRICULTURE

**Jefferson County – Pennsylvania**

**Farms with Black or African American  
Operators Compared with All Farms**



Data are not available at this geographic level for farms with Black or African American operators.



United States Department of Agriculture  
National Agricultural Statistics Service

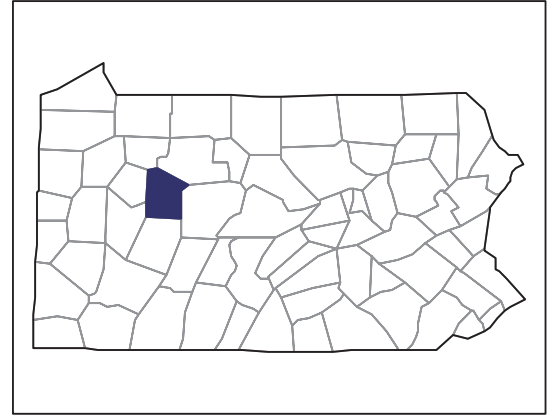
[www.agcensus.usda.gov](http://www.agcensus.usda.gov)



# 2007 CENSUS *OF* AGRICULTURE

## Jefferson County – Pennsylvania

### Farms with Native Hawaiian or Other Pacific Islander Operators Compared with All Farms



Data are not available at this geographic level for farms with Native Hawaiian or Other Pacific Islander operators.



United States Department of Agriculture  
National Agricultural Statistics Service

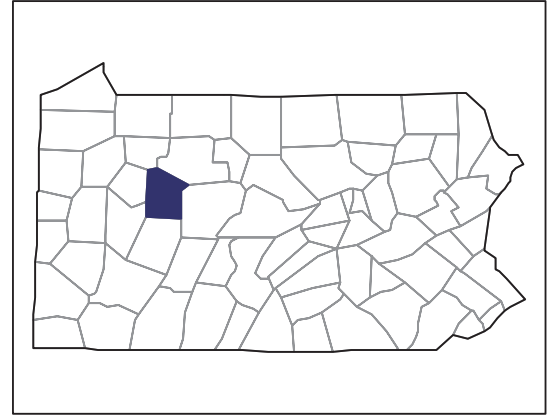
[www.agcensus.usda.gov](http://www.agcensus.usda.gov)



# 2007 CENSUS OF AGRICULTURE

Jefferson County – Pennsylvania

Farms with White Operators  
Compared with All Farms



Data are not available at this geographic level for farms with White operators.



United States Department of Agriculture  
National Agricultural Statistics Service

[www.agcensus.usda.gov](http://www.agcensus.usda.gov)

