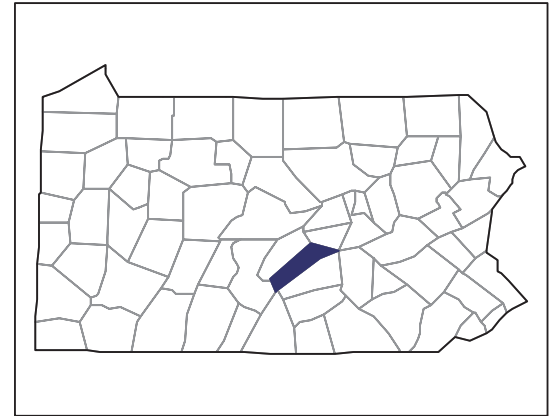


2007 CENSUS OF AGRICULTURE



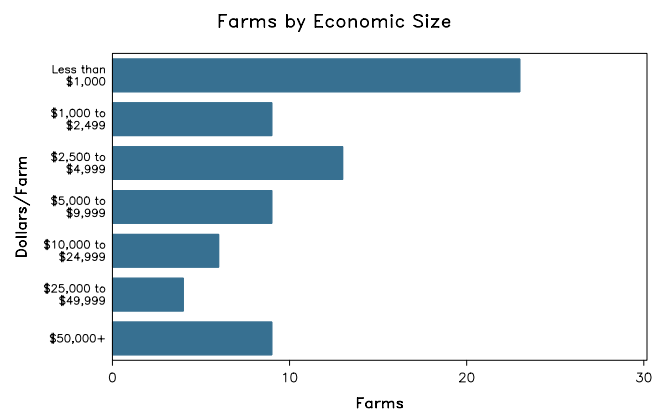
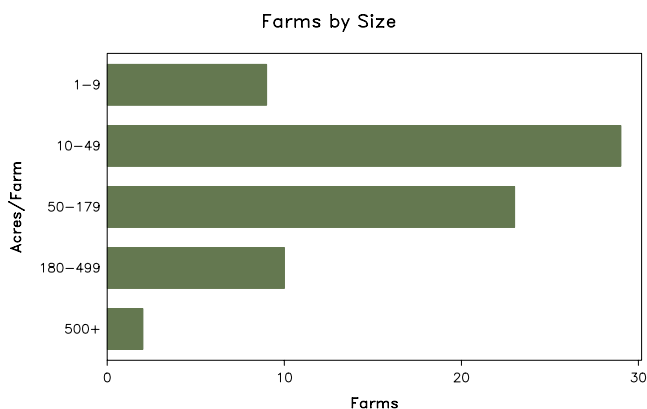
Juniaata County – Pennsylvania

Farms with Women Principal Operators Compared with All Farms

	Women Principal Operators	All Farms
Number of Farms	73	788
Land in Farms	8,601 acres	97,681 acres
Average Size of Farm	118 acres	124 acres
Market Value of Products Sold	\$3,098,000	\$91,658,000
Crop Sales	\$156,000	\$8,321,000
Livestock Sales	\$2,942,000	\$83,338,000
Average Per Farm	\$42,445	\$116,318
Government Payments	\$85,000	\$1,515,000
Average Per Farm Receiving Payments	\$2,818	\$4,184

See footnotes on reverse page.

Farms with Women Principal Operators



2007 CENSUS OF AGRICULTURE

Juniata County – Pennsylvania Farms with Women Principal Operators

Selected Highlights

Item	Farms	Quantity
MARKET VALUE OF AGRICULTURAL PRODUCTS SOLD (\$1,000)		
Total value of agricultural products sold	73	3,098
Value of crops including nursery and greenhouse	24	156
Value of livestock, poultry, and their products	26	2,942
VALUE OF SALES BY COMMODITY GROUP (\$1,000)		
Grains, oilseeds, dry beans, and dry peas	11	74
Tobacco	-	-
Cotton and cottonseed	-	-
Vegetables, melons, potatoes and sweet potatoes	1	(D)
Fruits, tree nuts, and berries	2	(D)
Nursery, greenhouse, floriculture, and sod	-	-
Cut Christmas trees and short rotation woody crops	2	(D)
Other crops and hay	12	68
Poultry and eggs	9	(D)
Cattle and calves	8	(D)
Milk and other dairy products from cows	6	942
Hogs and pigs	9	(D)
Sheep, goats, and their products	8	(D)
Horses, ponies, mules, burros, and donkeys	2	(D)
Aquaculture	2	(D)
Other animals and other animal products	2	(D)
TOP CROP ITEMS (acres)		
Forage - land used for all hay and haylage, grass silage, and greenchop	29	1,075
Corn for silage or greenchop	5	368
Corn for grain	18	358
Soybeans for beans	4	157
Oats for grain	7	55
TOP LIVESTOCK INVENTORY ITEMS (number)		
Broilers and other meat-type chickens	1	(D)
Pullets for laying flock replacement	4	(D)
Layers	7	17,701
Hogs and pigs	8	(D)
Cattle and calves	15	578

Operator Characteristics

Item	Quantity
Primary occupation:	
Farming	23
Other	50
Days worked off farm:	
None	31
Any	42
Years on present farm:	
2 years or less	2
3 to 4 years	3
5 to 9 years	15
10 years or more	53
Age group:	
Under 45 years	3
45 to 64 years	45
65 years and over	25
Average age of principal operator (years)	60.6

Economic Characteristics

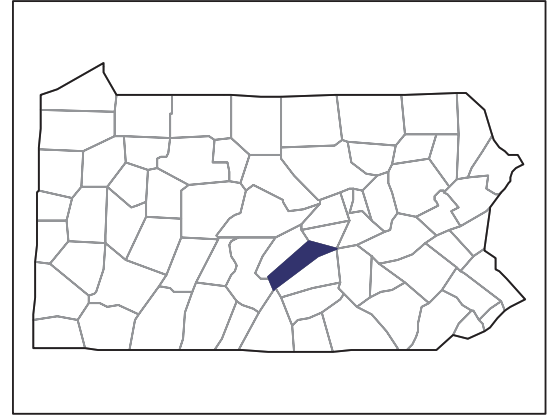
Item	Quantity
Farms by value of sales:	
Less than \$1,000	35
\$1,000 to \$2,499	7
\$2,500 to \$4,999	6
\$5,000 to \$9,999	8
\$10,000 to \$49,999	8
\$50,000 to \$99,999	1
\$100,000 to \$249,999	6
\$250,000 to \$499,999	-
\$500,000 or more	2
Total farm production expenses (\$1,000)	3,193
Average per farm (\$)	43,741
Net cash farm income of operation (\$1,000)	255
Average per farm (\$)	3,491
Value of agricultural products sold directly to individuals for human consumption (\$1,000)	38
Total organic product sales (\$1,000)	146
Total income from farm-related sources, gross before taxes and expenses (\$1,000)	265

See "Census of Agriculture, Volume 1, Geographic Area Series" for complete footnotes, explanations, definitions, and methodology.
(D) Cannot be disclosed. (Z) Less than half of the unit shown.

2007 CENSUS OF AGRICULTURE

Juniata County – Pennsylvania

Farms with Spanish, Hispanic, or Latino Operators Compared with All Farms



Data are not available at this geographic level for farms with Spanish, Hispanic, or Latino operators.



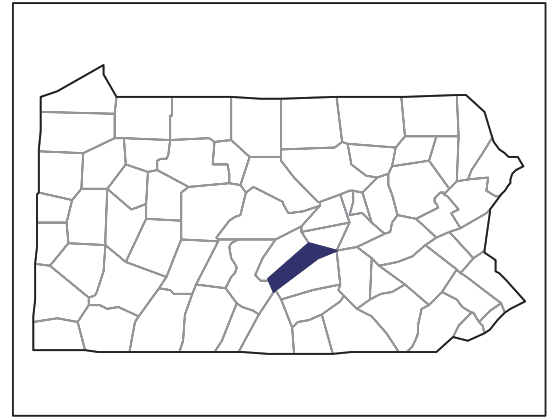
United States Department of Agriculture
National Agricultural Statistics Service

www.agcensus.usda.gov

2007 CENSUS OF AGRICULTURE

Juniata County – Pennsylvania

Farms with American Indian or Alaska Native Operators Compared with All Farms



Data are not available at this geographic level for farms with American Indian or Alaska Native operators.



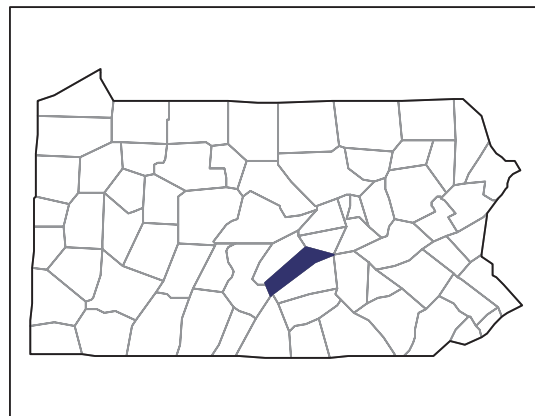
United States Department of Agriculture
National Agricultural Statistics Service

www.agcensus.usda.gov

2007 CENSUS *OF* AGRICULTURE

Juniata County – Pennsylvania

**Farms with Asian Operators
Compared with All Farms**



Data are not available at this geographic level for farms with Asian operators.



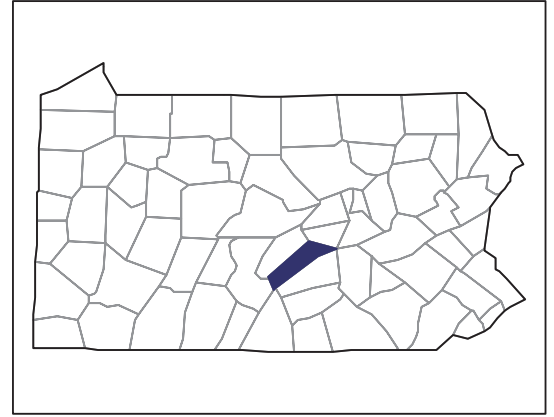
United States Department of Agriculture
National Agricultural Statistics Service

www.agcensus.usda.gov

2007 CENSUS OF AGRICULTURE

Juniata County – Pennsylvania

Farms with Black or African American Operators Compared with All Farms



Data are not available at this geographic level for farms with Black or African American operators.



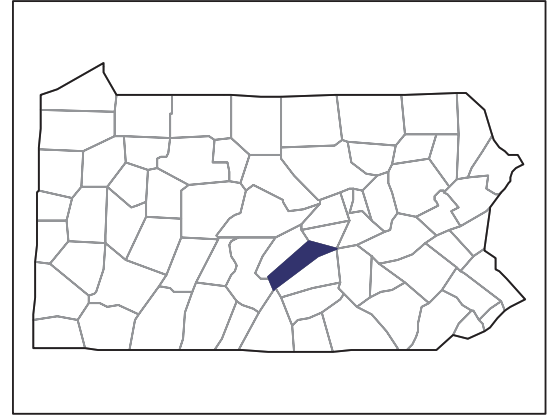
United States Department of Agriculture
National Agricultural Statistics Service

www.agcensus.usda.gov

2007 CENSUS OF AGRICULTURE

Juniata County – Pennsylvania

Farms with Native Hawaiian or Other Pacific Islander Operators Compared with All Farms



Data are not available at this geographic level for farms with Native Hawaiian or Other Pacific Islander operators.



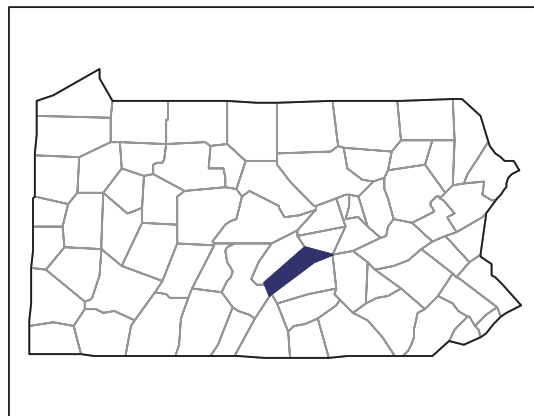
United States Department of Agriculture
National Agricultural Statistics Service

www.agcensus.usda.gov

2007 CENSUS OF AGRICULTURE

Juniata County – Pennsylvania

Farms with White Operators Compared with All Farms



Data are not available at this geographic level for farms with White operators.



United States Department of Agriculture
National Agricultural Statistics Service

www.agcensus.usda.gov

