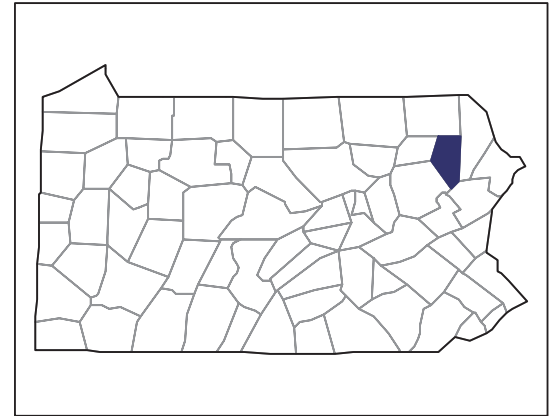


# 2007 CENSUS OF AGRICULTURE



## Lackawanna County – Pennsylvania

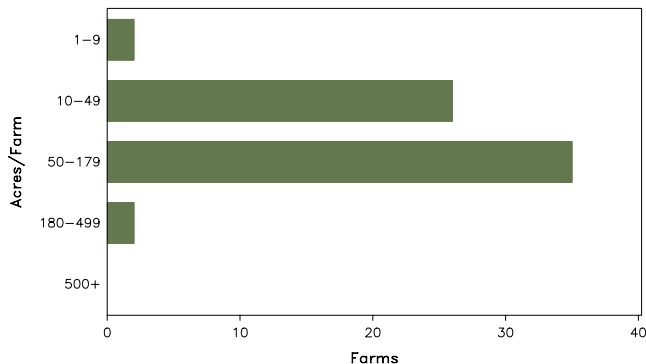
### Farms with Women Principal Operators Compared with All Farms

	Women Principal Operators	All Farms
<b>Number of Farms</b>	65	417
<b>Land in Farms</b>	4,414 acres	39,756 acres
<b>Average Size of Farm</b>	68 acres	95 acres
<b>Market Value of Products Sold</b>	\$525,000	\$16,216,000
Crop Sales	\$417,000	\$11,349,000
Livestock Sales	\$108,000	\$4,867,000
Average Per Farm	\$8,080	\$38,886
<b>Government Payments</b>	\$10,000	\$166,000
Average Per Farm Receiving Payments	\$2,098	\$3,385

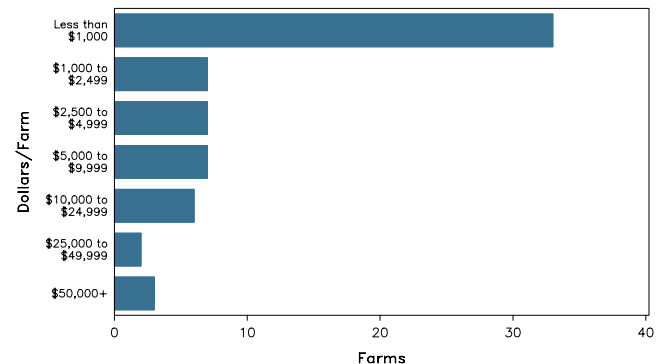
See footnotes on reverse page.

### Farms with Women Principal Operators

Farms by Size



Farms by Economic Size



# 2007 CENSUS OF AGRICULTURE

## Lackawanna County – Pennsylvania Farms with Women Principal Operators

### Selected Highlights

Item	Farms	Quantity
<b>MARKET VALUE OF AGRICULTURAL PRODUCTS SOLD (\$1,000)</b>		
Total value of agricultural products sold	65	525
Value of crops including nursery and greenhouse	28	417
Value of livestock, poultry, and their products	14	108
<b>VALUE OF SALES BY COMMODITY GROUP (\$1,000)</b>		
Grains, oilseeds, dry beans, and dry peas	-	-
Tobacco	-	-
Cotton and cottonseed	-	-
Vegetables, melons, potatoes and sweet potatoes	2	(D)
Fruits, tree nuts, and berries	3	(D)
Nursery, greenhouse, floriculture, and sod	2	(D)
Cut Christmas trees and short rotation woody crops	6	34
Other crops and hay	22	105
Poultry and eggs	2	(D)
Cattle and calves	3	(D)
Milk and other dairy products from cows	-	-
Hogs and pigs	-	-
Sheep, goats, and their products	3	(D)
Horses, ponies, mules, burros, and donkeys	6	91
Aquaculture	-	-
Other animals and other animal products	-	-
<b>TOP CROP ITEMS (acres)</b>		
Forage - land used for all hay and haylage, grass silage, and greenchop	30	868
Cut Christmas trees	6	232
Apples	5	(D)
Vegetables harvested for sale	2	(D)
Pears, all	5	6
<b>TOP LIVESTOCK INVENTORY ITEMS (number)</b>		
Horses and ponies	22	178
Sheep and lambs	3	131
Cattle and calves	10	77
Broilers and other meat-type chickens	2	(D)
Layers	4	40

### Operator Characteristics

Item	Quantity
Primary occupation:	
Farming	19
Other	46
Days worked off farm:	
None	29
Any	36
Years on present farm:	
2 years or less	-
3 to 4 years	5
5 to 9 years	19
10 years or more	41
Age group:	
Under 45 years	8
45 to 64 years	37
65 years and over	20
Average age of principal operator (years)	61.2

### Economic Characteristics

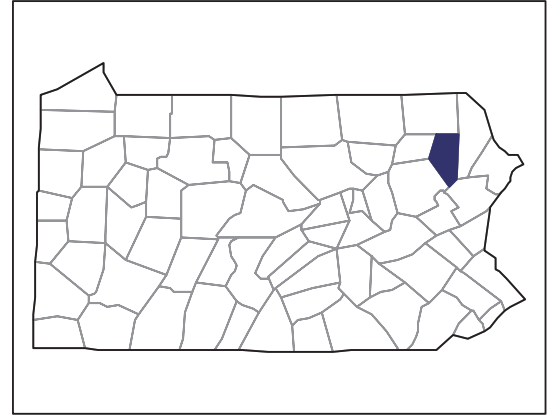
Item	Quantity
Farms by value of sales:	
Less than \$1,000	35
\$1,000 to \$2,499	7
\$2,500 to \$4,999	6
\$5,000 to \$9,999	6
\$10,000 to \$49,999	8
\$50,000 to \$99,999	2
\$100,000 to \$249,999	1
\$250,000 to \$499,999	-
\$500,000 or more	-
Total farm production expenses (\$1,000)	880
Average per farm (\$)	13,534
Net cash farm income of operation (\$1,000)	-62
Average per farm (\$)	-954
Value of agricultural products sold directly to individuals for human consumption (\$1,000)	-
Total organic product sales (\$1,000)	-
Total income from farm-related sources, gross before taxes and expenses (\$1,000)	282

See "Census of Agriculture, Volume 1, Geographic Area Series" for complete footnotes, explanations, definitions, and methodology.  
(D) Cannot be disclosed. (Z) Less than half of the unit shown.

# 2007 CENSUS OF AGRICULTURE

## Lackawanna County – Pennsylvania

### Farms with Spanish, Hispanic, or Latino Operators Compared with All Farms



Data are not available at this geographic level for farms with Spanish, Hispanic, or Latino operators.



United States Department of Agriculture  
National Agricultural Statistics Service

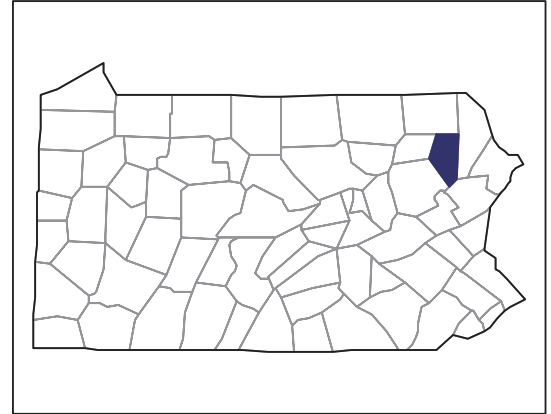
[www.agcensus.usda.gov](http://www.agcensus.usda.gov)



# 2007 CENSUS OF AGRICULTURE

Lackawanna County – Pennsylvania

Farms with American Indian or Alaska Native Operators Compared with All Farms



Data are not available at this geographic level for farms with American Indian or Alaska Native operators.



United States Department of Agriculture  
National Agricultural Statistics Service

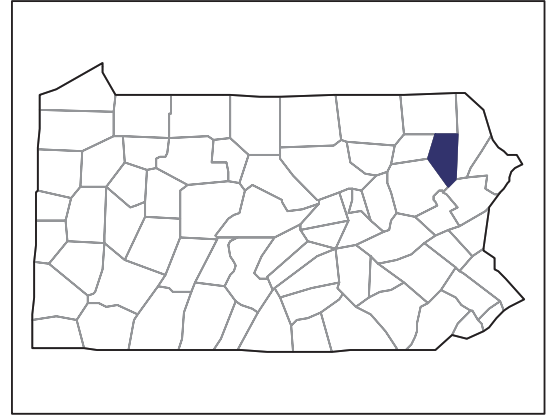
[www.agcensus.usda.gov](http://www.agcensus.usda.gov)



# 2007 CENSUS OF AGRICULTURE

Lackawanna County – Pennsylvania

Farms with Asian Operators  
Compared with All Farms



Data are not available at this geographic level for farms with Asian operators.



United States Department of Agriculture  
National Agricultural Statistics Service

[www.agcensus.usda.gov](http://www.agcensus.usda.gov)

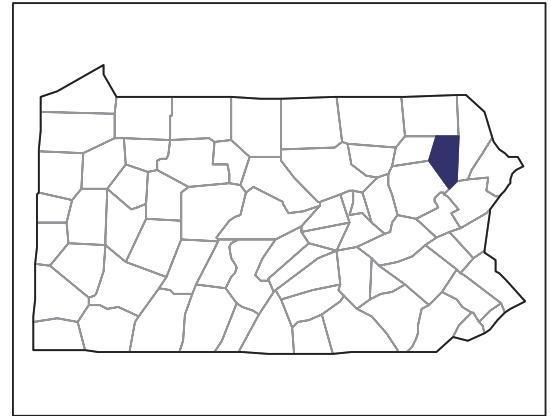




# 2007 CENSUS OF AGRICULTURE

Lackawanna County – Pennsylvania

Farms with Black or African American Operators Compared with All Farms



Data are not available at this geographic level for farms with Black or African American operators.



United States Department of Agriculture  
National Agricultural Statistics Service

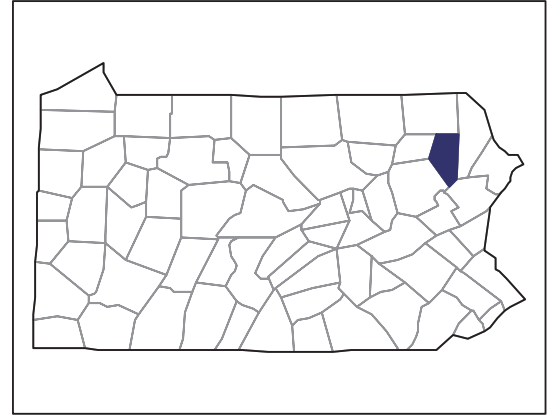
[www.agcensus.usda.gov](http://www.agcensus.usda.gov)



# 2007 CENSUS *OF* AGRICULTURE

Lackawanna County – Pennsylvania

Farms with Native Hawaiian or Other  
Pacific Islander Operators Compared  
with All Farms



Data are not available at this geographic level for farms with Native Hawaiian or Other Pacific Islander operators.



United States Department of Agriculture  
National Agricultural Statistics Service

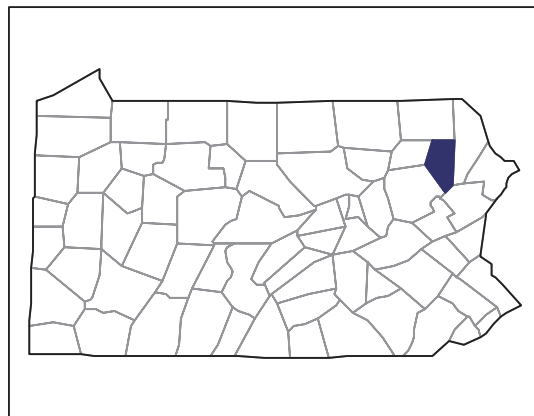
[www.agcensus.usda.gov](http://www.agcensus.usda.gov)



# 2007 CENSUS *OF* AGRICULTURE

Lackawanna County – Pennsylvania

Farms with White Operators  
Compared with All Farms



Data are not available at this geographic level for farms with White operators.



United States Department of Agriculture  
National Agricultural Statistics Service

[www.agcensus.usda.gov](http://www.agcensus.usda.gov)

