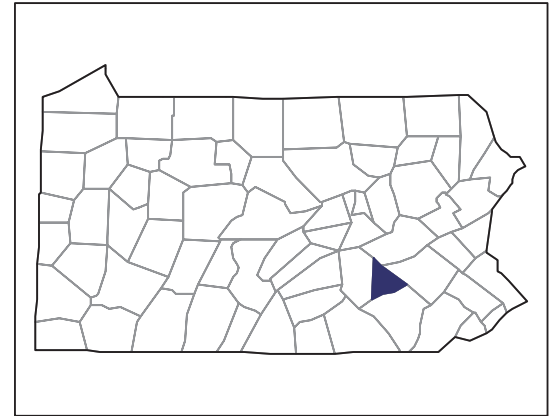


2007 CENSUS OF AGRICULTURE



Lebanon County – Pennsylvania

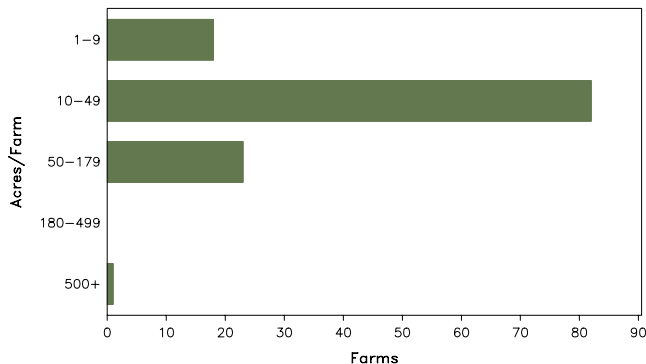
Farms with Women Principal Operators Compared with All Farms

	Women Principal Operators	All Farms
Number of Farms	124	1,193
Land in Farms	4,369 acres	113,486 acres
Average Size of Farm	35 acres	95 acres
Market Value of Products Sold	\$6,710,000	\$257,097,000
Crop Sales	\$381,000	\$21,995,000
Livestock Sales	\$6,329,000	\$235,102,000
Average Per Farm	\$54,114	\$215,505
Government Payments	\$22,000	\$1,495,000
Average Per Farm Receiving Payments	\$1,234	\$4,296

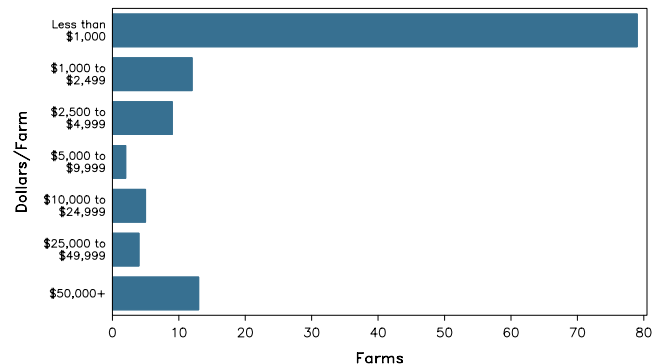
See footnotes on reverse page.

Farms with Women Principal Operators

Farms by Size



Farms by Economic Size



2007 CENSUS OF AGRICULTURE

Lebanon County – Pennsylvania Farms with Women Principal Operators

Selected Highlights

Item	Farms	Quantity
MARKET VALUE OF AGRICULTURAL PRODUCTS SOLD (\$1,000)		
Total value of agricultural products sold	124	6,710
Value of crops including nursery and greenhouse	21	381
Value of livestock, poultry, and their products	49	6,329
VALUE OF SALES BY COMMODITY GROUP (\$1,000)		
Grains, oilseeds, dry beans, and dry peas	12	(D)
Tobacco	-	-
Cotton and cottonseed	-	-
Vegetables, melons, potatoes and sweet potatoes	2	(D)
Fruits, tree nuts, and berries	4	38
Nursery, greenhouse, floriculture, and sod	2	(D)
Cut Christmas trees and short rotation woody crops	-	-
Other crops and hay	9	(D)
Poultry and eggs	31	4,520
Cattle and calves	11	186
Milk and other dairy products from cows	5	1,200
Hogs and pigs	-	-
Sheep, goats, and their products	11	3
Horses, ponies, mules, burros, and donkeys	5	344
Aquaculture	-	-
Other animals and other animal products	9	75
TOP CROP ITEMS (acres)		
Forage - land used for all hay and haylage, grass silage, and greenchop	32	739
Corn for silage or greenchop	6	373
Corn for grain	11	154
Soybeans for beans	6	122
Wheat for grain, all	5	90
TOP LIVESTOCK INVENTORY ITEMS (number)		
Broilers and other meat-type chickens	3	240,800
Cattle and calves	18	792
Layers	35	646
Horses and ponies	70	559
Pullets for laying flock replacement	2	(D)

Operator Characteristics

Item	Quantity
Primary occupation:	
Farming	64
Other	60
Days worked off farm:	
None	47
Any	77
Years on present farm:	
2 years or less	11
3 to 4 years	15
5 to 9 years	24
10 years or more	74
Age group:	
Under 45 years	26
45 to 64 years	72
65 years and over	26
Average age of principal operator (years)	52.7

Economic Characteristics

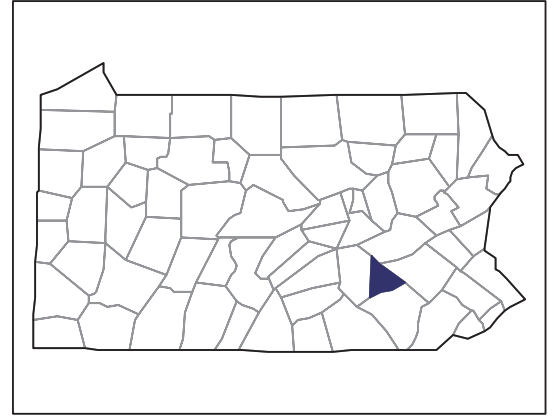
Item	Quantity
Farms by value of sales:	
Less than \$1,000	84
\$1,000 to \$2,499	8
\$2,500 to \$4,999	8
\$5,000 to \$9,999	2
\$10,000 to \$49,999	9
\$50,000 to \$99,999	5
\$100,000 to \$249,999	1
\$250,000 to \$499,999	2
\$500,000 or more	5
Total farm production expenses (\$1,000)	7,016
Average per farm (\$)	56,579
Net cash farm income of operation (\$1,000)	39
Average per farm (\$)	314
Value of agricultural products sold directly to individuals for human consumption (\$1,000)	11
Total organic product sales (\$1,000)	5
Total income from farm-related sources, gross before taxes and expenses (\$1,000)	322

See "Census of Agriculture, Volume 1, Geographic Area Series" for complete footnotes, explanations, definitions, and methodology.
(D) Cannot be disclosed. (Z) Less than half of the unit shown.

2007 CENSUS *OF* AGRICULTURE

Lebanon County – Pennsylvania

Farms with Spanish, Hispanic, or Latino Operators Compared with All Farms



Data are not available at this geographic level for farms with Spanish, Hispanic, or Latino operators.



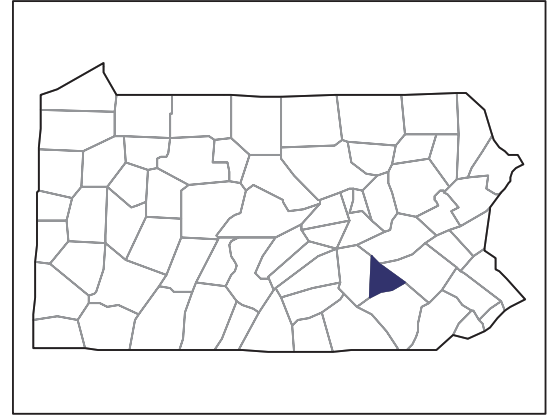
United States Department of Agriculture
National Agricultural Statistics Service

www.agcensus.usda.gov

2007 CENSUS OF AGRICULTURE

Lebanon County – Pennsylvania

Farms with American Indian or Alaska Native Operators Compared with All Farms



Data are not available at this geographic level for farms with American Indian or Alaska Native operators.



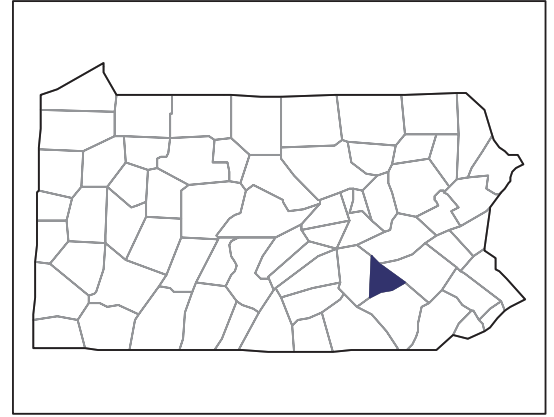
United States Department of Agriculture
National Agricultural Statistics Service

www.agcensus.usda.gov

2007 CENSUS OF AGRICULTURE

Lebanon County – Pennsylvania

Farms with Asian Operators
Compared with All Farms



Data are not available at this geographic level for farms with Asian operators.



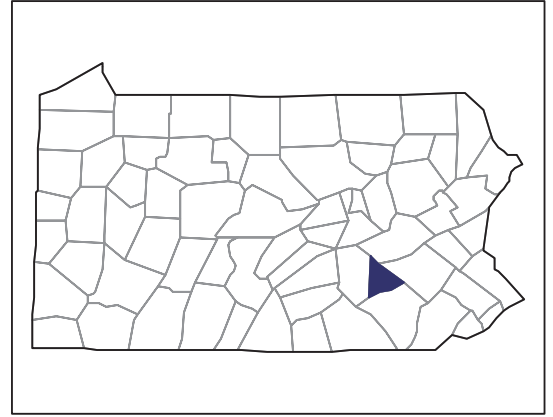
United States Department of Agriculture
National Agricultural Statistics Service

www.agcensus.usda.gov

2007 CENSUS *OF* **AGRICULTURE**

Lebanon County – Pennsylvania

**Farms with Black or African American
Operators Compared with All Farms**



Data are not available at this geographic level for farms with Black or African American operators.



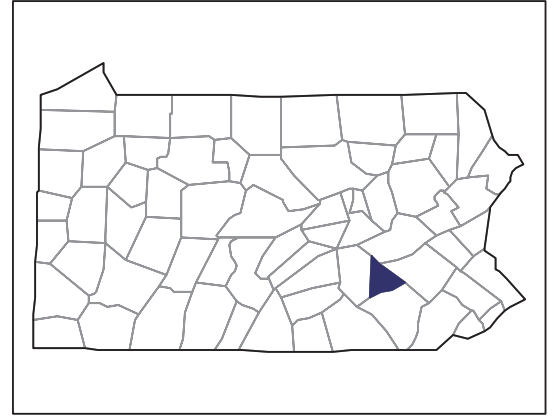
United States Department of Agriculture
National Agricultural Statistics Service

www.agcensus.usda.gov

2007 CENSUS *OF* AGRICULTURE

Lebanon County – Pennsylvania

Farms with Native Hawaiian or Other Pacific Islander Operators Compared with All Farms



Data are not available at this geographic level for farms with Native Hawaiian or Other Pacific Islander operators.



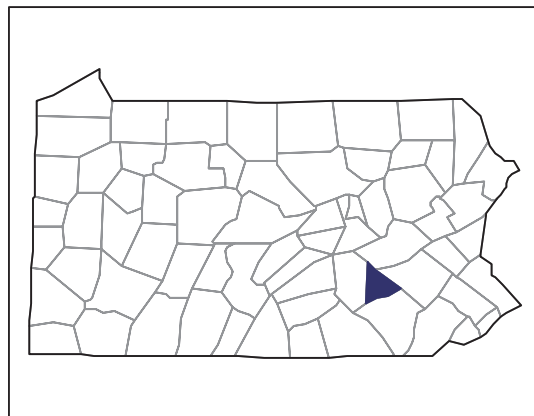
United States Department of Agriculture
National Agricultural Statistics Service

www.agcensus.usda.gov

2007 CENSUS *OF* AGRICULTURE

Lebanon County – Pennsylvania

**Farms with White Operators
Compared with All Farms**



Data are not available at this geographic level for farms with White operators.



United States Department of Agriculture
National Agricultural Statistics Service

www.agcensus.usda.gov

