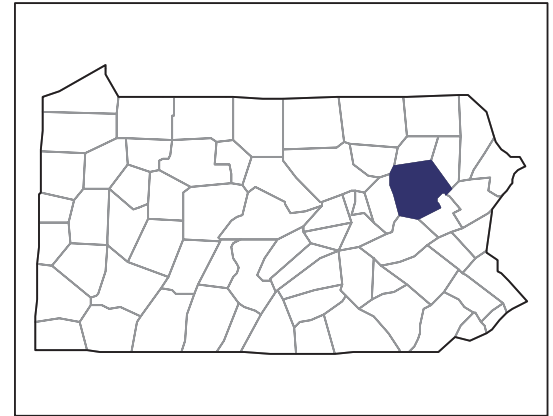


2007 CENSUS OF AGRICULTURE



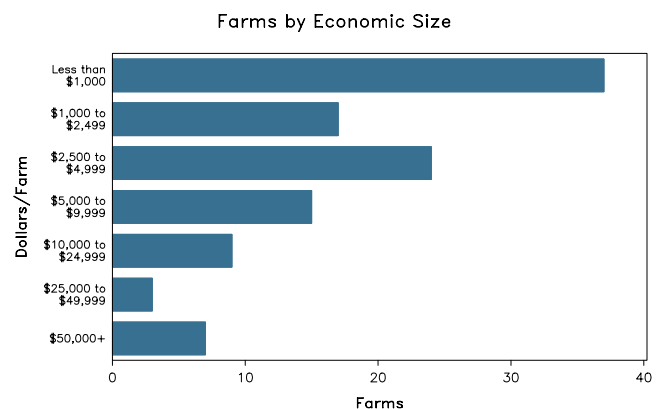
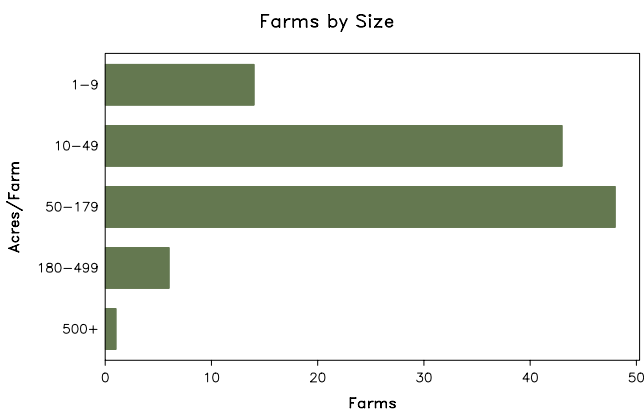
Luzerne County – Pennsylvania

Farms with Women Principal Operators Compared with All Farms

	Women Principal Operators	All Farms
Number of Farms	112	610
Land in Farms	7,728 acres	66,577 acres
Average Size of Farm	69 acres	109 acres
Market Value of Products Sold	\$877,000	\$18,151,000
Crop Sales	\$508,000	\$13,431,000
Livestock Sales	\$368,000	\$4,721,000
Average Per Farm	\$7,827	\$29,756
Government Payments	\$153,000	\$991,000
Average Per Farm Receiving Payments	\$3,401	\$3,950

See footnotes on reverse page.

Farms with Women Principal Operators



2007 CENSUS OF AGRICULTURE

Luzerne County – Pennsylvania Farms with Women Principal Operators

Selected Highlights

Item	Farms	Quantity
MARKET VALUE OF AGRICULTURAL PRODUCTS SOLD (\$1,000)		
Total value of agricultural products sold	112	877
Value of crops including nursery and greenhouse	34	508
Value of livestock, poultry, and their products	34	368
VALUE OF SALES BY COMMODITY GROUP (\$1,000)		
Grains, oilseeds, dry beans, and dry peas	7	(D)
Tobacco	-	-
Cotton and cottonseed	-	-
Vegetables, melons, potatoes and sweet potatoes	6	76
Fruits, tree nuts, and berries	3	(D)
Nursery, greenhouse, floriculture, and sod	8	236
Cut Christmas trees and short rotation woody crops	3	(D)
Other crops and hay	17	89
Poultry and eggs	11	34
Cattle and calves	8	51
Milk and other dairy products from cows	2	(D)
Hogs and pigs	-	-
Sheep, goats, and their products	10	16
Horses, ponies, mules, burros, and donkeys	15	189
Aquaculture	-	-
Other animals and other animal products	5	(D)
TOP CROP ITEMS (acres)		
Forage - land used for all hay and haylage, grass silage, and greenchop	27	1,201
Cut Christmas trees	7	199
Corn for grain	10	173
Oats for grain	4	90
Corn for silage or greenchop	4	60
TOP LIVESTOCK INVENTORY ITEMS (number)		
Quail	2	(D)
Pheasants	2	(D)
Horses and ponies	40	347
Cattle and calves	12	290
Broilers and other meat-type chickens	2	(D)

Operator Characteristics

Item	Quantity
Primary occupation:	
Farming	51
Other	61
Days worked off farm:	
None	38
Any	74
Years on present farm:	
2 years or less	6
3 to 4 years	7
5 to 9 years	25
10 years or more	74
Age group:	
Under 45 years	11
45 to 64 years	53
65 years and over	48
Average age of principal operator (years)	60.8

Economic Characteristics

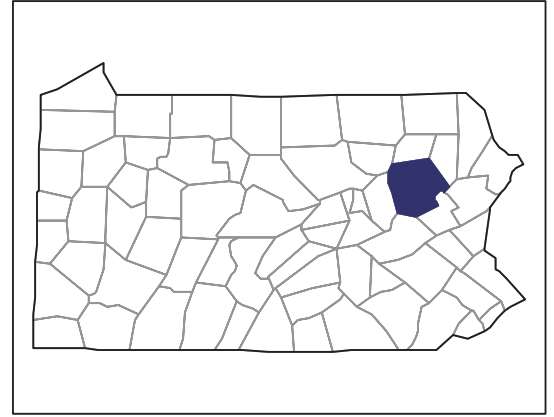
Item	Quantity
Farms by value of sales:	
Less than \$1,000	66
\$1,000 to \$2,499	6
\$2,500 to \$4,999	12
\$5,000 to \$9,999	9
\$10,000 to \$49,999	14
\$50,000 to \$99,999	3
\$100,000 to \$249,999	2
\$250,000 to \$499,999	-
\$500,000 or more	-
Total farm production expenses (\$1,000)	1,845
Average per farm (\$)	16,469
Net cash farm income of operation (\$1,000)	-652
Average per farm (\$)	-5,823
Value of agricultural products sold directly to individuals for human consumption (\$1,000)	83
Total organic product sales (\$1,000)	-
Total income from farm-related sources, gross before taxes and expenses (\$1,000)	163

See "Census of Agriculture, Volume 1, Geographic Area Series" for complete footnotes, explanations, definitions, and methodology.
(D) Cannot be disclosed. (Z) Less than half of the unit shown.

2007 CENSUS OF AGRICULTURE

Luzerne County – Pennsylvania

Farms with Spanish, Hispanic, or Latino Operators Compared with All Farms



Data are not available at this geographic level for farms with Spanish, Hispanic, or Latino operators.



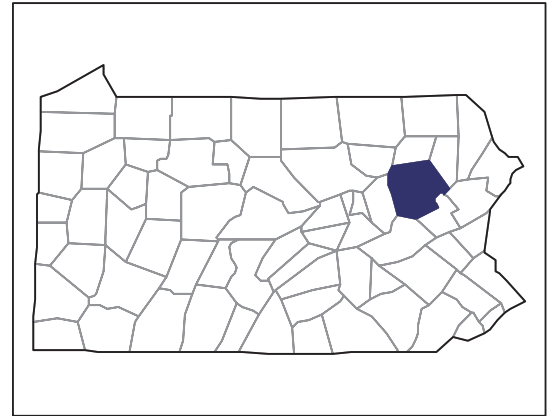
United States Department of Agriculture
National Agricultural Statistics Service

www.agcensus.usda.gov

2007 CENSUS OF AGRICULTURE

Luzerne County – Pennsylvania

Farms with American Indian or Alaska Native Operators Compared with All Farms



Data are not available at this geographic level for farms with American Indian or Alaska Native operators.



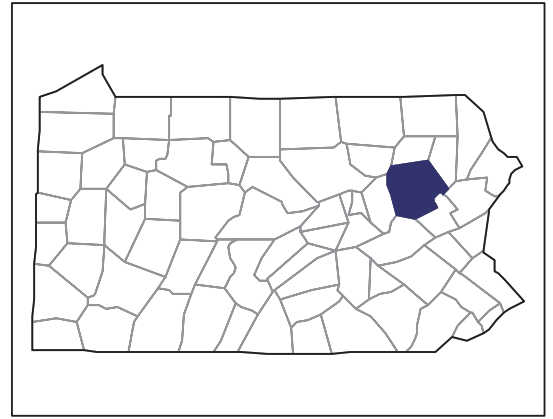
United States Department of Agriculture
National Agricultural Statistics Service

www.agcensus.usda.gov

2007 CENSUS *OF* AGRICULTURE

Luzerne County – Pennsylvania

**Farms with Asian Operators
Compared with All Farms**



Data are not available at this geographic level for farms with Asian operators.



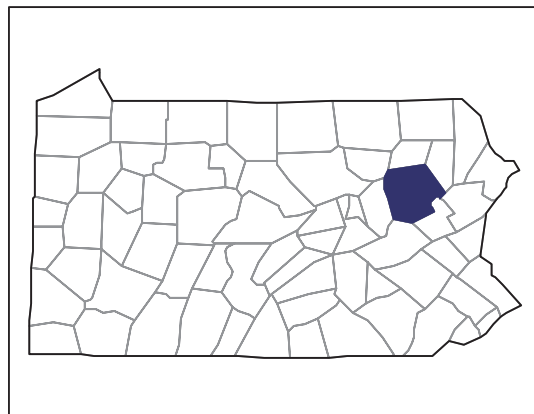
United States Department of Agriculture
National Agricultural Statistics Service

www.agcensus.usda.gov

2007 CENSUS *OF* AGRICULTURE

Luzerne County – Pennsylvania

Farms with Black or African American Operators Compared with All Farms



Data are not available at this geographic level for farms with Black or African American operators.



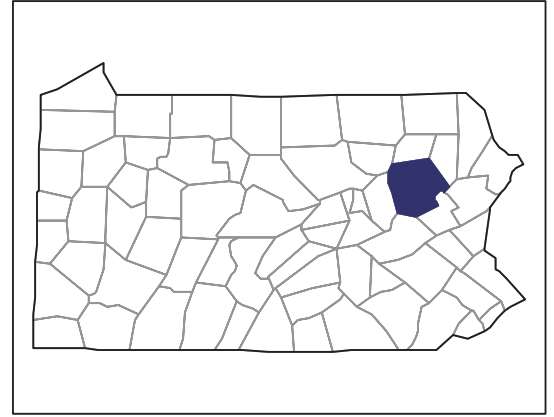
United States Department of Agriculture
National Agricultural Statistics Service

www.agcensus.usda.gov

2007 CENSUS OF AGRICULTURE

Luzerne County – Pennsylvania

Farms with Native Hawaiian or Other Pacific Islander Operators Compared with All Farms



Data are not available at this geographic level for farms with Native Hawaiian or Other Pacific Islander operators.



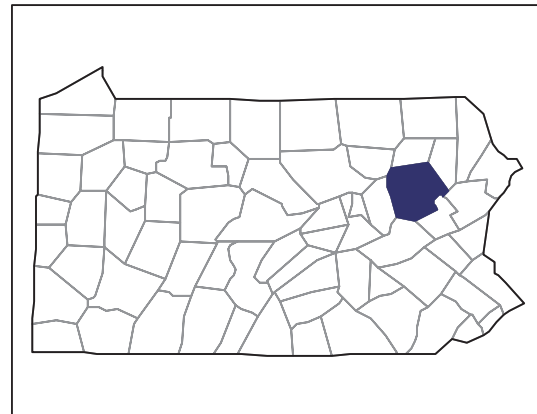
United States Department of Agriculture
National Agricultural Statistics Service

www.agcensus.usda.gov

2007 CENSUS *OF* AGRICULTURE

Luzerne County – Pennsylvania

**Farms with White Operators
Compared with All Farms**



Data are not available at this geographic level for farms with White operators.



United States Department of Agriculture
National Agricultural Statistics Service

www.agcensus.usda.gov

