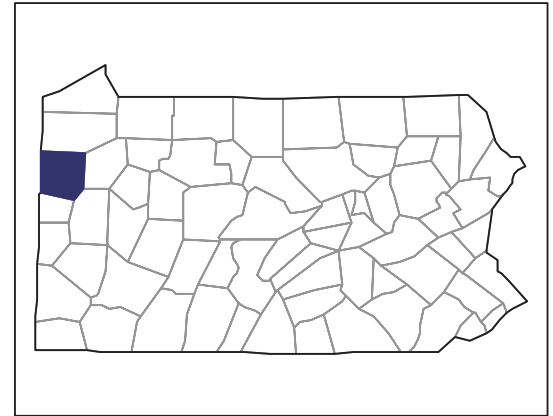


2007 CENSUS OF AGRICULTURE



Mercer County – Pennsylvania

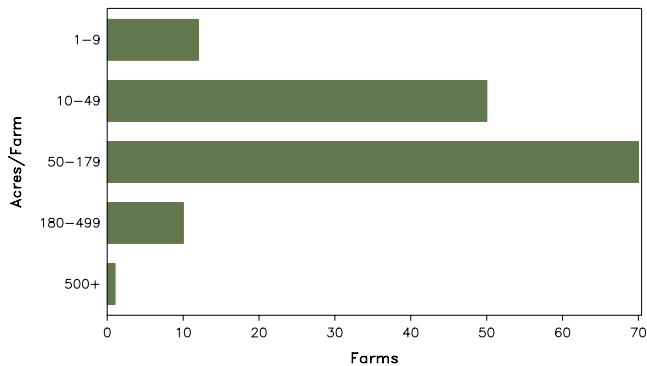
Farms with Women Principal Operators Compared with All Farms

	Women Principal Operators	All Farms
Number of Farms	143	1,210
Land in Farms	11,115 acres	171,860 acres
Average Size of Farm	78 acres	142 acres
Market Value of Products Sold	\$3,475,000	\$60,655,000
Crop Sales	\$1,156,000	\$22,642,000
Livestock Sales	\$2,318,000	\$38,013,000
Average Per Farm	\$24,299	\$50,128
Government Payments	\$49,000	\$1,724,000
Average Per Farm Receiving Payments	\$1,368	\$3,707

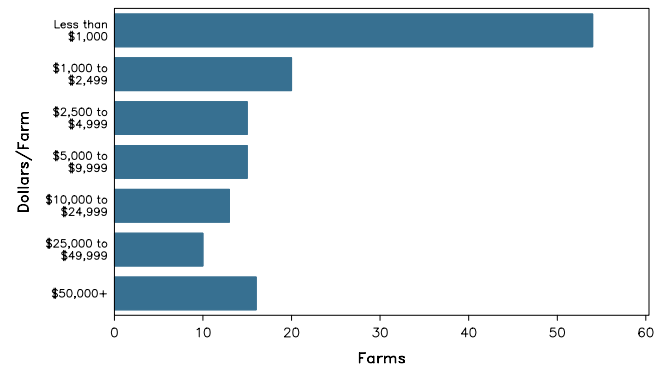
See footnotes on reverse page.

Farms with Women Principal Operators

Farms by Size



Farms by Economic Size



2007 CENSUS OF AGRICULTURE

Mercer County – Pennsylvania Farms with Women Principal Operators

Selected Highlights

Item	Farms	Quantity
MARKET VALUE OF AGRICULTURAL PRODUCTS SOLD (\$1,000)		
Total value of agricultural products sold	143	3,475
Value of crops including nursery and greenhouse	54	1,156
Value of livestock, poultry, and their products	80	2,318
VALUE OF SALES BY COMMODITY GROUP (\$1,000)		
Grains, oilseeds, dry beans, and dry peas	22	(D)
Tobacco	-	-
Cotton and cottonseed	-	-
Vegetables, melons, potatoes and sweet potatoes	10	(D)
Fruits, tree nuts, and berries	4	88
Nursery, greenhouse, floriculture, and sod	5	(D)
Cut Christmas trees and short rotation woody crops	-	-
Other crops and hay	26	145
Poultry and eggs	10	15
Cattle and calves	36	228
Milk and other dairy products from cows	10	1,724
Hogs and pigs	10	16
Sheep, goats, and their products	20	44
Horses, ponies, mules, burros, and donkeys	14	120
Aquaculture	-	-
Other animals and other animal products	14	171
TOP CROP ITEMS (acres)		
Forage - land used for all hay and haylage, grass silage, and greenchop	61	1,983
Corn for grain	16	812
Soybeans for beans	12	710
Corn for silage or greenchop	8	311
Oats for grain	16	203
TOP LIVESTOCK INVENTORY ITEMS (number)		
Cattle and calves	45	1,320
Goats, all	19	650
Layers	10	600
Horses and ponies	61	414
Colonies of bees	1	(D)

Operator Characteristics

Item	Quantity
Primary occupation:	
Farming	57
Other	86
Days worked off farm:	
None	58
Any	85
Years on present farm:	
2 years or less	9
3 to 4 years	11
5 to 9 years	22
10 years or more	101
Age group:	
Under 45 years	37
45 to 64 years	79
65 years and over	27
Average age of principal operator (years)	54.5

Economic Characteristics

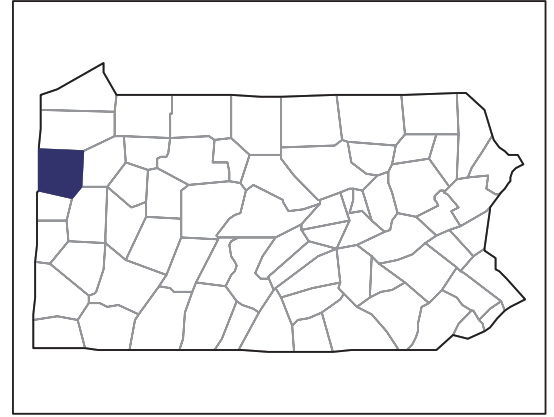
Item	Quantity
Farms by value of sales:	
Less than \$1,000	55
\$1,000 to \$2,499	20
\$2,500 to \$4,999	14
\$5,000 to \$9,999	15
\$10,000 to \$49,999	23
\$50,000 to \$99,999	8
\$100,000 to \$249,999	6
\$250,000 to \$499,999	1
\$500,000 or more	1
Total farm production expenses (\$1,000)	3,432
Average per farm (\$)	23,999
Net cash farm income of operation (\$1,000)	327
Average per farm (\$)	2,284
Value of agricultural products sold directly to individuals for human consumption (\$1,000)	112
Total organic product sales (\$1,000)	-
Total income from farm-related sources, gross before taxes and expenses (\$1,000)	234

See "Census of Agriculture, Volume 1, Geographic Area Series" for complete footnotes, explanations, definitions, and methodology.
(D) Cannot be disclosed. (Z) Less than half of the unit shown.

2007 CENSUS OF AGRICULTURE

Mercer County – Pennsylvania

Farms with Spanish, Hispanic, or Latino Operators Compared with All Farms



Data are not available at this geographic level for farms with Spanish, Hispanic, or Latino operators.



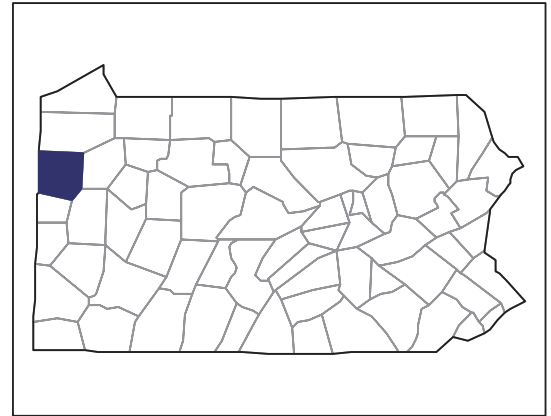
United States Department of Agriculture
National Agricultural Statistics Service

www.agcensus.usda.gov

2007 CENSUS OF AGRICULTURE

Mercer County – Pennsylvania

Farms with American Indian or Alaska Native Operators Compared with All Farms



Data are not available at this geographic level for farms with American Indian or Alaska Native operators.



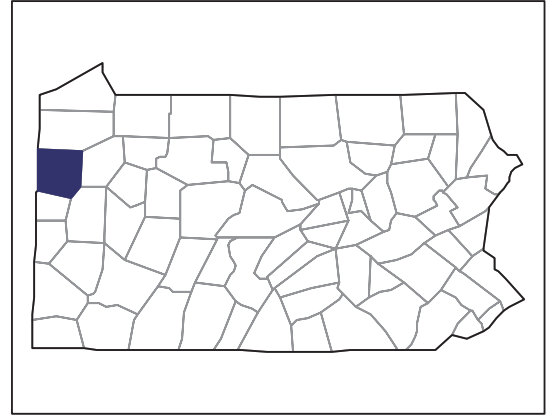
United States Department of Agriculture
National Agricultural Statistics Service

www.agcensus.usda.gov

2007 CENSUS *OF* AGRICULTURE

Mercer County – Pennsylvania

**Farms with Asian Operators
Compared with All Farms**



Data are not available at this geographic level for farms with Asian operators.



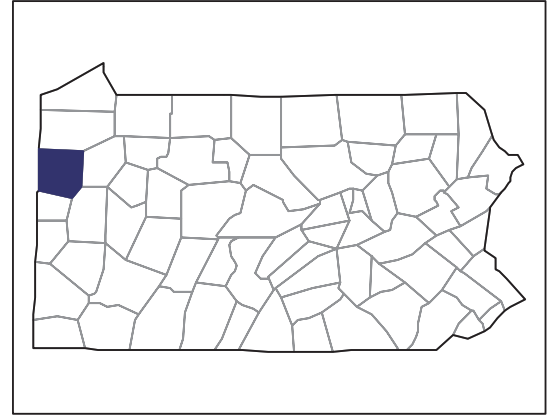
United States Department of Agriculture
National Agricultural Statistics Service

www.agcensus.usda.gov

2007 CENSUS *OF* AGRICULTURE

Mercer County – Pennsylvania

Farms with Black or African American Operators Compared with All Farms



Data are not available at this geographic level for farms with Black or African American operators.



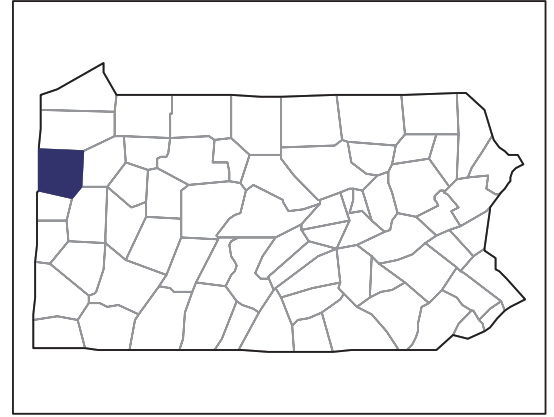
United States Department of Agriculture
National Agricultural Statistics Service

www.agcensus.usda.gov

2007 CENSUS OF AGRICULTURE

Mercer County – Pennsylvania

Farms with Native Hawaiian or Other Pacific Islander Operators Compared with All Farms



Data are not available at this geographic level for farms with Native Hawaiian or Other Pacific Islander operators.



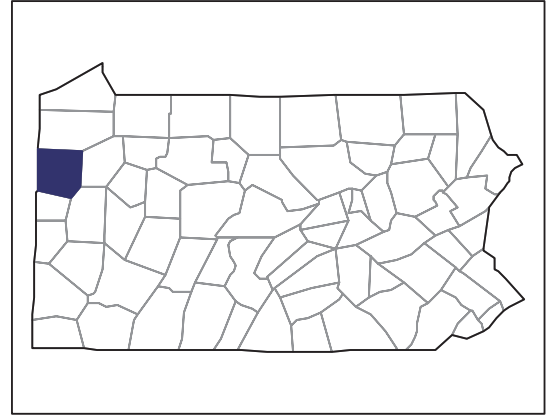
United States Department of Agriculture
National Agricultural Statistics Service

www.agcensus.usda.gov

2007 CENSUS *OF* AGRICULTURE

Mercer County – Pennsylvania

**Farms with White Operators
Compared with All Farms**



Data are not available at this geographic level for farms with White operators.



United States Department of Agriculture
National Agricultural Statistics Service

www.agcensus.usda.gov

