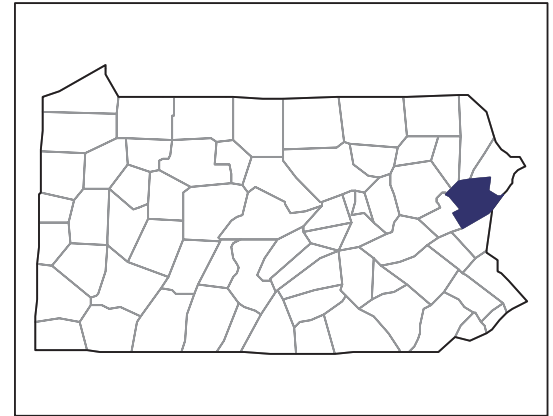


2007 CENSUS OF AGRICULTURE



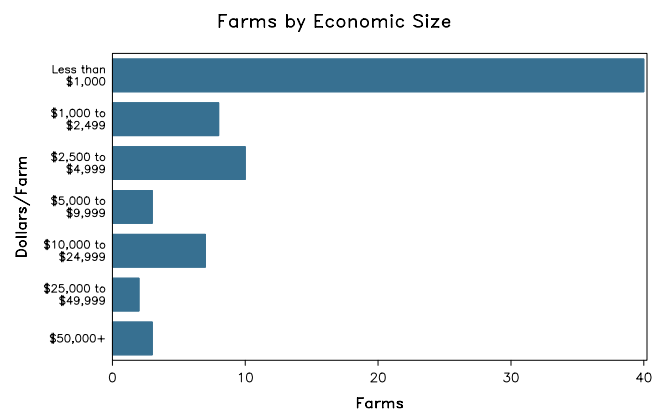
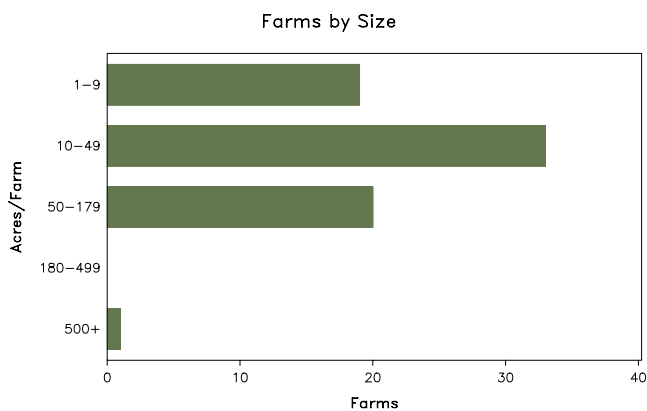
Monroe County – Pennsylvania

Farms with Women Principal Operators Compared with All Farms

	Women Principal Operators	All Farms
Number of Farms	73	349
Land in Farms	3,084 acres	29,165 acres
Average Size of Farm	42 acres	84 acres
Market Value of Products Sold	\$1,367,000	\$7,819,000
Crop Sales	(D)	\$4,539,000
Livestock Sales	(D)	\$3,280,000
Average Per Farm	\$18,728	\$22,404
Government Payments	(D)	\$125,000
Average Per Farm Receiving Payments	(D)	\$3,782

See footnotes on reverse page.

Farms with Women Principal Operators



2007 CENSUS OF AGRICULTURE

Monroe County – Pennsylvania Farms with Women Principal Operators

Selected Highlights

Item	Farms	Quantity
MARKET VALUE OF AGRICULTURAL PRODUCTS SOLD (\$1,000)		
Total value of agricultural products sold	73	1,367
Value of crops including nursery and greenhouse	23	(D)
Value of livestock, poultry, and their products	21	(D)
VALUE OF SALES BY COMMODITY GROUP (\$1,000)		
Grains, oilseeds, dry beans, and dry peas	7	(D)
Tobacco	-	-
Cotton and cottonseed	-	-
Vegetables, melons, potatoes and sweet potatoes	2	(D)
Fruits, tree nuts, and berries	8	(D)
Nursery, greenhouse, floriculture, and sod	3	8
Cut Christmas trees and short rotation woody crops	3	8
Other crops and hay	4	29
Poultry and eggs	6	(D)
Cattle and calves	3	21
Milk and other dairy products from cows	-	-
Hogs and pigs	-	-
Sheep, goats, and their products	8	9
Horses, ponies, mules, burros, and donkeys	6	16
Aquaculture	1	(D)
Other animals and other animal products	4	(D)
TOP CROP ITEMS (acres)		
Corn for grain	6	265
Forage - land used for all hay and haylage, grass silage, and greenchop	10	254
Soybeans for beans	1	(D)
Corn for silage or greenchop	1	(D)
Rye for grain	2	(D)
TOP LIVESTOCK INVENTORY ITEMS (number)		
Rabbits and their pelts	5	(D)
Horses and ponies	23	273
Mules, burros, and donkeys	11	(D)
Layers	8	133
Sheep and lambs	6	115

Operator Characteristics

Item	Quantity
Primary occupation:	
Farming	31
Other	42
Days worked off farm:	
None	18
Any	55
Years on present farm:	
2 years or less	2
3 to 4 years	9
5 to 9 years	24
10 years or more	38
Age group:	
Under 45 years	13
45 to 64 years	49
65 years and over	11
Average age of principal operator (years)	54.2

Economic Characteristics

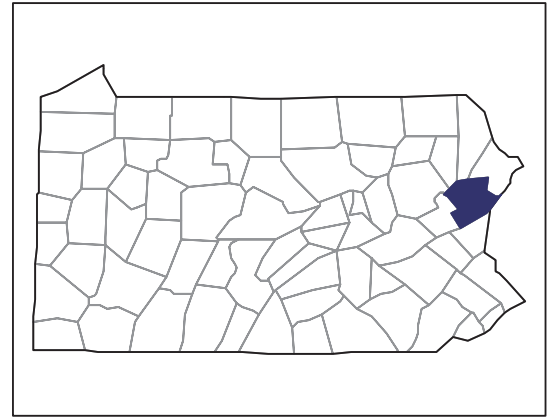
Item	Quantity
Farms by value of sales:	
Less than \$1,000	40
\$1,000 to \$2,499	8
\$2,500 to \$4,999	10
\$5,000 to \$9,999	3
\$10,000 to \$49,999	9
\$50,000 to \$99,999	-
\$100,000 to \$249,999	-
\$250,000 to \$499,999	2
\$500,000 or more	1
Total farm production expenses (\$1,000)	1,812
Average per farm (\$)	24,828
Net cash farm income of operation (\$1,000)	-55
Average per farm (\$)	-756
Value of agricultural products sold directly to individuals for human consumption (\$1,000)	13
Total organic product sales (\$1,000)	(D)
Total income from farm-related sources, gross before taxes and expenses (\$1,000)	379

See "Census of Agriculture, Volume 1, Geographic Area Series" for complete footnotes, explanations, definitions, and methodology.
(D) Cannot be disclosed. (Z) Less than half of the unit shown.

2007 CENSUS OF AGRICULTURE

Monroe County – Pennsylvania

Farms with Spanish, Hispanic, or Latino Operators Compared with All Farms



Data are not available at this geographic level for farms with Spanish, Hispanic, or Latino operators.



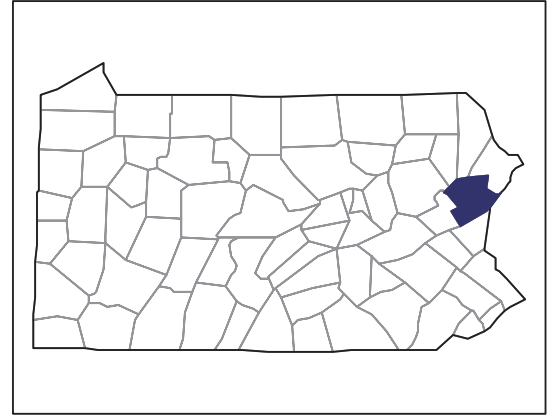
United States Department of Agriculture
National Agricultural Statistics Service

www.agcensus.usda.gov

2007 CENSUS OF AGRICULTURE

Monroe County – Pennsylvania

Farms with American Indian or Alaska Native Operators Compared with All Farms



Data are not available at this geographic level for farms with American Indian or Alaska Native operators.



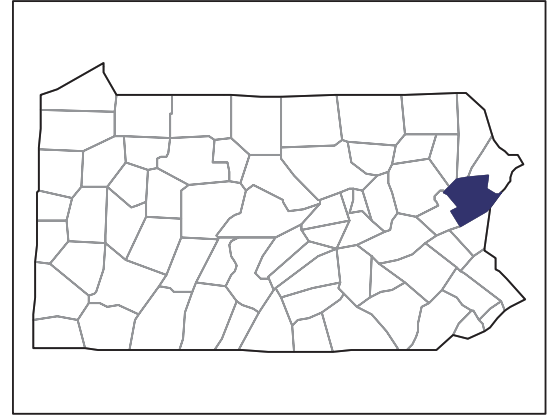
United States Department of Agriculture
National Agricultural Statistics Service

www.agcensus.usda.gov

2007 CENSUS OF AGRICULTURE

Monroe County – Pennsylvania

Farms with Asian Operators Compared with All Farms



Data are not available at this geographic level for farms with Asian operators.



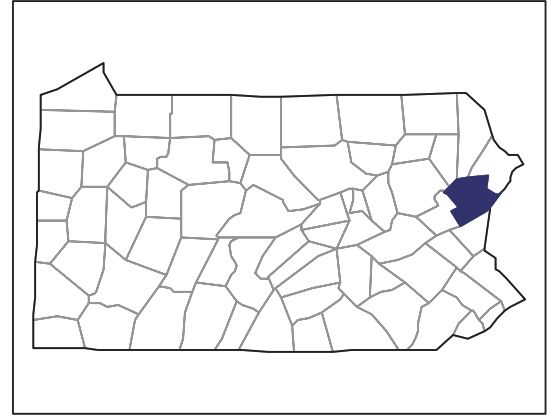
United States Department of Agriculture
National Agricultural Statistics Service

www.agcensus.usda.gov

2007 CENSUS *OF* AGRICULTURE

Monroe County – Pennsylvania

Farms with Black or African American Operators Compared with All Farms



Data are not available at this geographic level for farms with Black or African American operators.



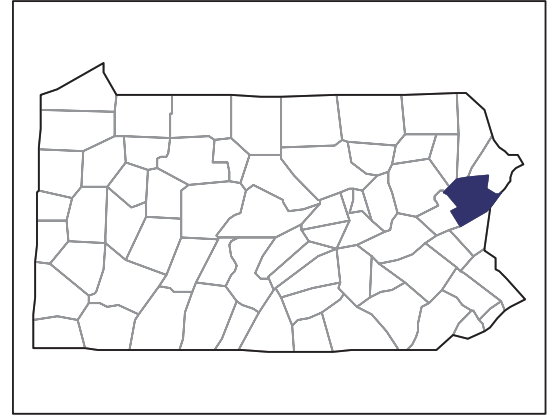
United States Department of Agriculture
National Agricultural Statistics Service

www.agcensus.usda.gov

2007 CENSUS *OF* AGRICULTURE

Monroe County – Pennsylvania

Farms with Native Hawaiian or Other Pacific Islander Operators Compared with All Farms



Data are not available at this geographic level for farms with Native Hawaiian or Other Pacific Islander operators.



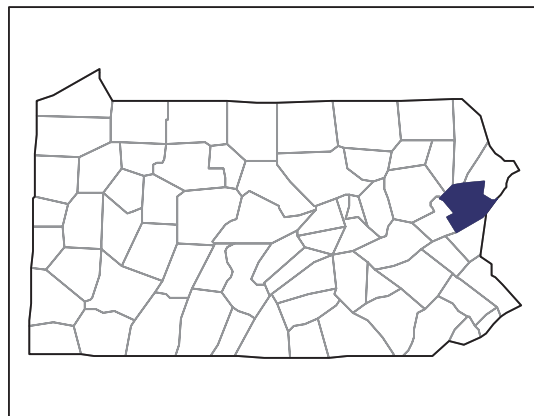
United States Department of Agriculture
National Agricultural Statistics Service

www.agcensus.usda.gov

2007 CENSUS OF AGRICULTURE

Monroe County – Pennsylvania

Farms with White Operators Compared with All Farms



Data are not available at this geographic level for farms with White operators.



United States Department of Agriculture
National Agricultural Statistics Service

www.agcensus.usda.gov

