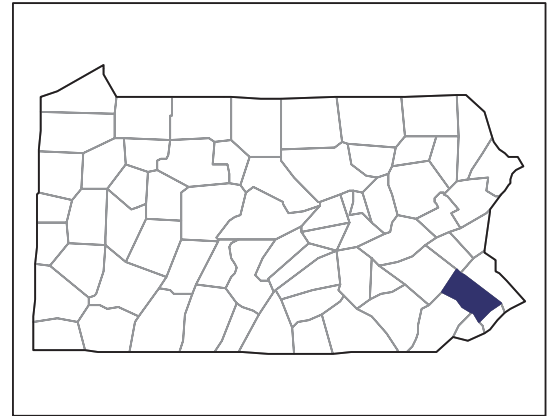


2007 CENSUS OF AGRICULTURE

Montgomery County – Pennsylvania

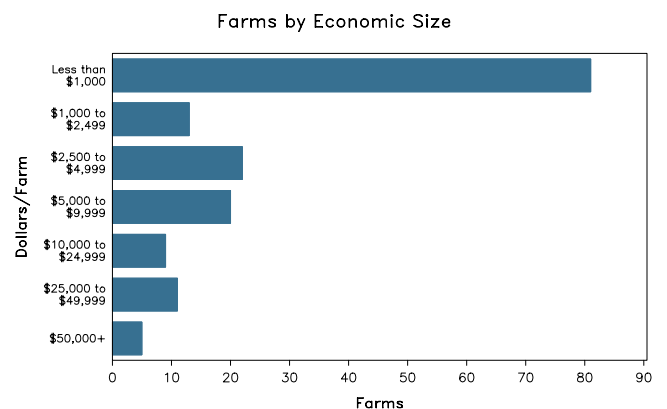
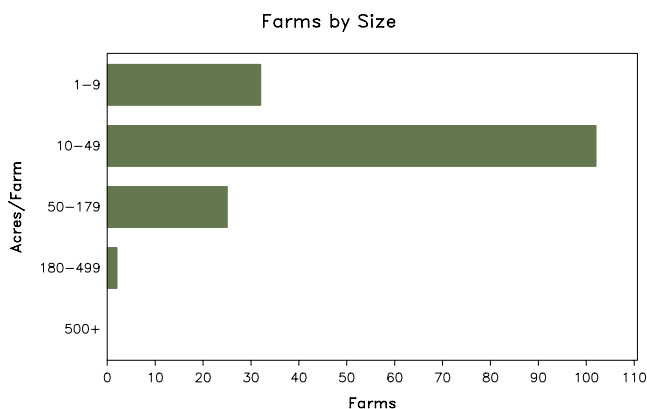
Farms with Women Principal Operators Compared with All Farms



	Women Principal Operators	All Farms
Number of Farms	161	719
Land in Farms	4,820 acres	41,908 acres
Average Size of Farm	30 acres	58 acres
Market Value of Products Sold	\$4,676,000	\$30,028,000
Crop Sales	\$1,544,000	\$18,866,000
Livestock Sales	\$3,132,000	\$11,162,000
Average Per Farm	\$29,042	\$41,764
Government Payments	-	\$238,000
Average Per Farm Receiving Payments	-	\$2,641

See footnotes on reverse page.

Farms with Women Principal Operators



2007 CENSUS OF AGRICULTURE

Montgomery County – Pennsylvania Farms with Women Principal Operators

Selected Highlights

Item	Farms	Quantity
MARKET VALUE OF AGRICULTURAL PRODUCTS SOLD (\$1,000)		
Total value of agricultural products sold	161	4,676
Value of crops including nursery and greenhouse	39	1,544
Value of livestock, poultry, and their products	59	3,132
VALUE OF SALES BY COMMODITY GROUP (\$1,000)		
Grains, oilseeds, dry beans, and dry peas	7	15
Tobacco	-	-
Cotton and cottonseed	-	-
Vegetables, melons, potatoes and sweet potatoes	7	(D)
Fruits, tree nuts, and berries	3	(D)
Nursery, greenhouse, floriculture, and sod	19	1,179
Cut Christmas trees and short rotation woody crops	1	(D)
Other crops and hay	10	69
Poultry and eggs	12	6
Cattle and calves	5	(D)
Milk and other dairy products from cows	2	(D)
Hogs and pigs	13	(D)
Sheep, goats, and their products	17	22
Horses, ponies, mules, burros, and donkeys	21	100
Aquaculture	3	(D)
Other animals and other animal products	10	(D)
TOP CROP ITEMS (acres)		
Forage - land used for all hay and haylage, grass silage, and greenchop	24	607
Nursery stock	7	71
Soybeans for beans	4	54
Vegetables harvested for sale	7	38
Apples	5	(D)
TOP LIVESTOCK INVENTORY ITEMS (number)		
Hogs and pigs	11	3,442
Mink and their pelts	4	(D)
Horses and ponies	97	769
Sheep and lambs	25	296
Rabbits and their pelts	12	260

Operator Characteristics

Item	Quantity
Primary occupation:	
Farming	72
Other	89
Days worked off farm:	
None	43
Any	118
Years on present farm:	
2 years or less	2
3 to 4 years	10
5 to 9 years	33
10 years or more	116
Age group:	
Under 45 years	21
45 to 64 years	96
65 years and over	44
Average age of principal operator (years)	57.8

Economic Characteristics

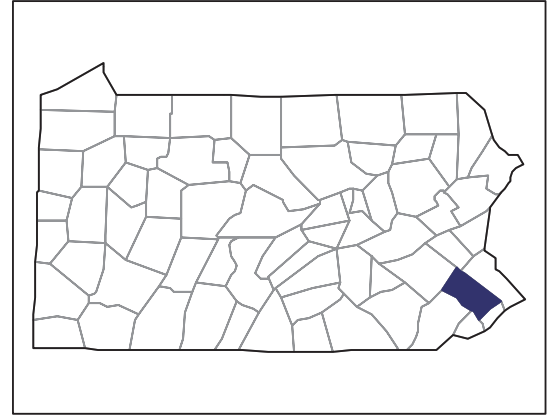
Item	Quantity
Farms by value of sales:	
Less than \$1,000	81
\$1,000 to \$2,499	13
\$2,500 to \$4,999	22
\$5,000 to \$9,999	20
\$10,000 to \$49,999	20
\$50,000 to \$99,999	1
\$100,000 to \$249,999	1
\$250,000 to \$499,999	2
\$500,000 or more	1
Total farm production expenses (\$1,000)	9,524
Average per farm (\$)	59,153
Net cash farm income of operation (\$1,000)	-3,928
Average per farm (\$)	-24,400
Value of agricultural products sold directly to individuals for human consumption (\$1,000)	130
Total organic product sales (\$1,000)	(D)
Total income from farm-related sources, gross before taxes and expenses (\$1,000)	919

See "Census of Agriculture, Volume 1, Geographic Area Series" for complete footnotes, explanations, definitions, and methodology.
(D) Cannot be disclosed. (Z) Less than half of the unit shown.

2007 CENSUS OF AGRICULTURE

Montgomery County – Pennsylvania

Farms with Spanish, Hispanic, or Latino Operators Compared with All Farms



Data are not available at this geographic level for farms with Spanish, Hispanic, or Latino operators.



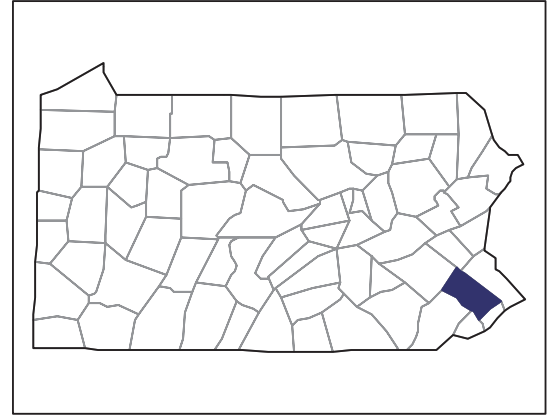
United States Department of Agriculture
National Agricultural Statistics Service

www.agcensus.usda.gov

2007 CENSUS *OF* AGRICULTURE

Montgomery County – Pennsylvania

Farms with American Indian or Alaska
Native Operators Compared with All
Farms



Data are not available at this geographic level for farms with American Indian or Alaska Native operators.



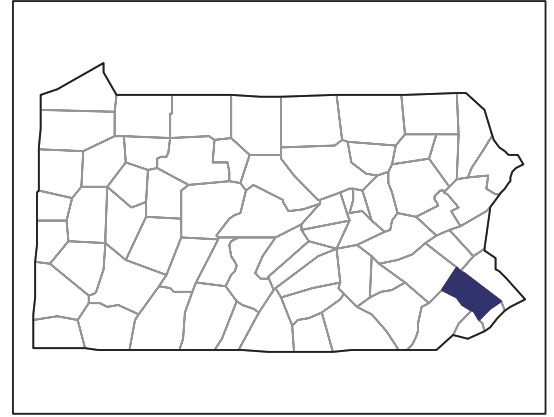
United States Department of Agriculture
National Agricultural Statistics Service

www.agcensus.usda.gov

2007 CENSUS *OF* AGRICULTURE

Montgomery County – Pennsylvania

Farms with Asian Operators
Compared with All Farms



Data are not available at this geographic level for farms with Asian operators.



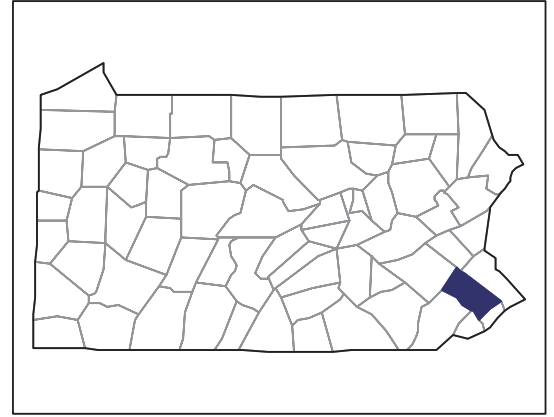
United States Department of Agriculture
National Agricultural Statistics Service

www.agcensus.usda.gov

2007 CENSUS OF AGRICULTURE

Montgomery County – Pennsylvania

Farms with Black or African American Operators Compared with All Farms



Data are not available at this geographic level for farms with Black or African American operators.



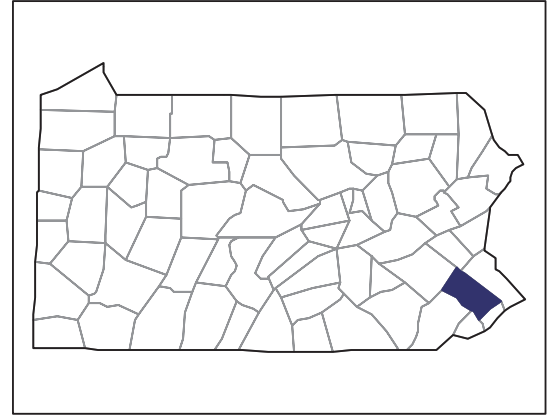
United States Department of Agriculture
National Agricultural Statistics Service

www.agcensus.usda.gov

2007 CENSUS *OF* AGRICULTURE

Montgomery County – Pennsylvania

Farms with Native Hawaiian or Other Pacific Islander Operators Compared with All Farms



Data are not available at this geographic level for farms with Native Hawaiian or Other Pacific Islander operators.



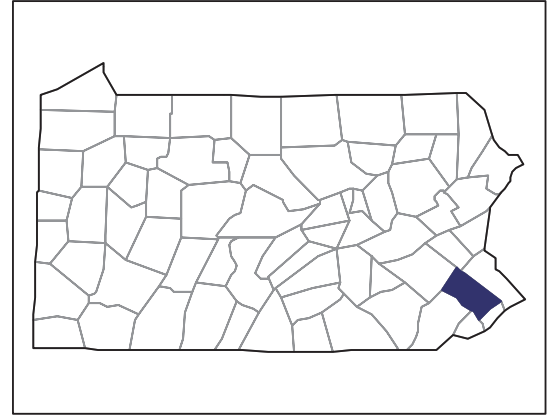
United States Department of Agriculture
National Agricultural Statistics Service

www.agcensus.usda.gov

2007 CENSUS *OF* AGRICULTURE

Montgomery County – Pennsylvania

Farms with White Operators
Compared with All Farms



Data are not available at this geographic level for farms with White operators.



United States Department of Agriculture
National Agricultural Statistics Service

www.agcensus.usda.gov

