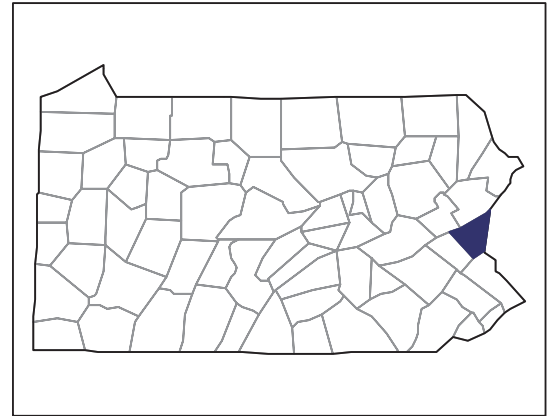


2007 CENSUS OF AGRICULTURE

Northampton County – Pennsylvania

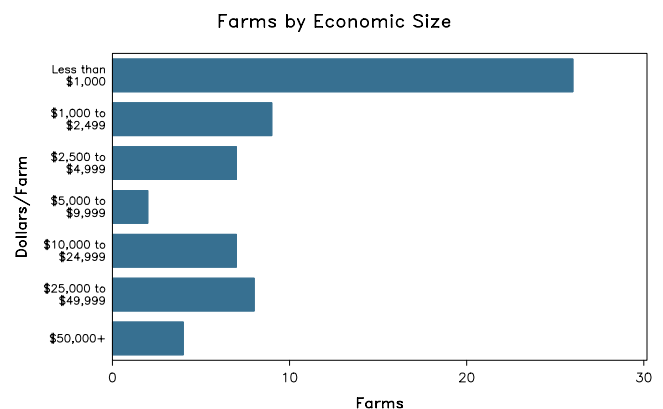
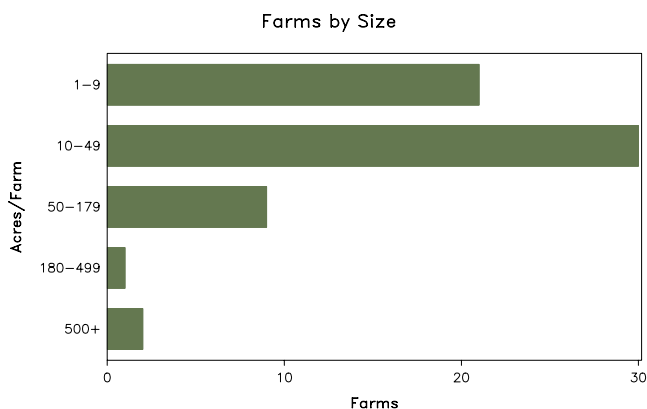
Farms with Women Principal Operators Compared with All Farms



	Women Principal Operators	All Farms
Number of Farms	63	486
Land in Farms	3,064 acres	68,252 acres
Average Size of Farm	49 acres	140 acres
Market Value of Products Sold	\$1,788,000	\$31,762,000
Crop Sales	\$565,000	\$22,283,000
Livestock Sales	\$1,224,000	\$9,479,000
Average Per Farm	\$28,384	\$65,355
Government Payments	\$57,000	\$849,000
Average Per Farm Receiving Payments	\$5,723	\$6,380

See footnotes on reverse page.

Farms with Women Principal Operators



2007 CENSUS OF AGRICULTURE

Northampton County – Pennsylvania Farms with Women Principal Operators

Selected Highlights

Item	Farms	Quantity
MARKET VALUE OF AGRICULTURAL PRODUCTS SOLD (\$1,000)		
Total value of agricultural products sold	63	1,788
Value of crops including nursery and greenhouse	13	565
Value of livestock, poultry, and their products	36	1,224
VALUE OF SALES BY COMMODITY GROUP (\$1,000)		
Grains, oilseeds, dry beans, and dry peas	4	(D)
Tobacco	-	-
Cotton and cottonseed	-	-
Vegetables, melons, potatoes and sweet potatoes	5	(D)
Fruits, tree nuts, and berries	6	(D)
Nursery, greenhouse, floriculture, and sod	4	(D)
Cut Christmas trees and short rotation woody crops	-	-
Other crops and hay	4	5
Poultry and eggs	13	6
Cattle and calves	3	39
Milk and other dairy products from cows	3	826
Hogs and pigs	5	7
Sheep, goats, and their products	11	8
Horses, ponies, mules, burros, and donkeys	12	326
Aquaculture	-	-
Other animals and other animal products	5	12
TOP CROP ITEMS (acres)		
Forage - land used for all hay and haylage, grass silage, and greenchop	14	580
Corn for grain	7	442
Corn for silage or greenchop	3	230
Wheat for grain, all	2	(D)
Vegetables harvested for sale	5	49
TOP LIVESTOCK INVENTORY ITEMS (number)		
Cattle and calves	11	609
Layers	13	436
Horses and ponies	28	284
Goats, all	18	230
Hogs and pigs	4	106

Operator Characteristics

Item	Quantity
Primary occupation:	
Farming	24
Other	39
Days worked off farm:	
None	17
Any	46
Years on present farm:	
2 years or less	-
3 to 4 years	3
5 to 9 years	24
10 years or more	36
Age group:	
Under 45 years	13
45 to 64 years	29
65 years and over	21
Average age of principal operator (years)	56.6

Economic Characteristics

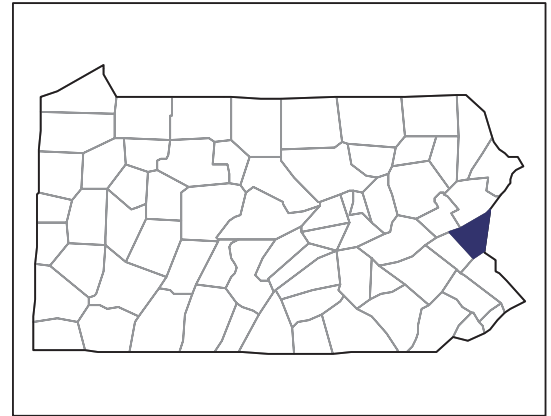
Item	Quantity
Farms by value of sales:	
Less than \$1,000	28
\$1,000 to \$2,499	7
\$2,500 to \$4,999	7
\$5,000 to \$9,999	2
\$10,000 to \$49,999	15
\$50,000 to \$99,999	1
\$100,000 to \$249,999	-
\$250,000 to \$499,999	3
\$500,000 or more	-
Total farm production expenses (\$1,000)	2,751
Average per farm (\$)	43,666
Net cash farm income of operation (\$1,000)	-289
Average per farm (\$)	-4,588
Value of agricultural products sold directly to individuals for human consumption (\$1,000)	90
Total organic product sales (\$1,000)	-
Total income from farm-related sources, gross before taxes and expenses (\$1,000)	616

See "Census of Agriculture, Volume 1, Geographic Area Series" for complete footnotes, explanations, definitions, and methodology.
(D) Cannot be disclosed. (Z) Less than half of the unit shown.

2007 CENSUS OF AGRICULTURE

Northampton County – Pennsylvania

Farms with Spanish, Hispanic, or Latino Operators Compared with All Farms



Data are not available at this geographic level for farms with Spanish, Hispanic, or Latino operators.



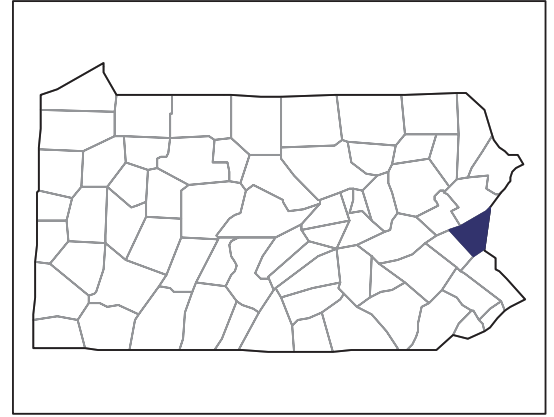
United States Department of Agriculture
National Agricultural Statistics Service

www.agcensus.usda.gov

2007 CENSUS *OF* AGRICULTURE

Northampton County – Pennsylvania

**Farms with American Indian or Alaska
Native Operators Compared with All
Farms**



Data are not available at this geographic level for farms with American Indian or Alaska Native operators.



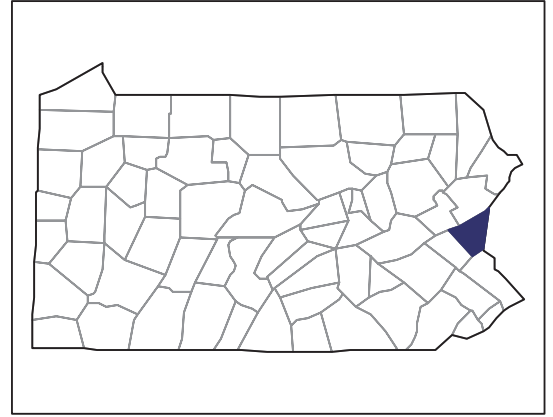
United States Department of Agriculture
National Agricultural Statistics Service

www.agcensus.usda.gov

2007 CENSUS OF AGRICULTURE

Northampton County – Pennsylvania

Farms with Asian Operators
Compared with All Farms



Data are not available at this geographic level for farms with Asian operators.



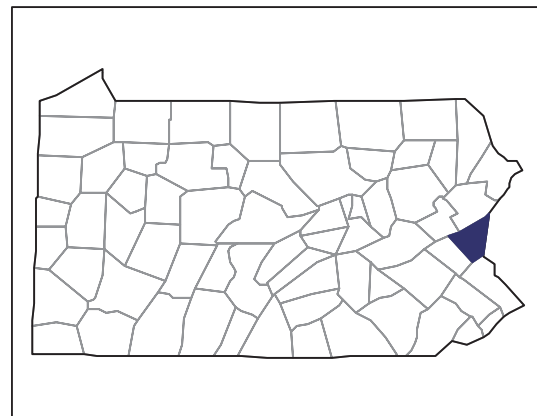
United States Department of Agriculture
National Agricultural Statistics Service

www.agcensus.usda.gov

2007 CENSUS *OF* AGRICULTURE

Northampton County – Pennsylvania

**Farms with Black or African American
Operators Compared with All Farms**



Data are not available at this geographic level for farms with Black or African American operators.



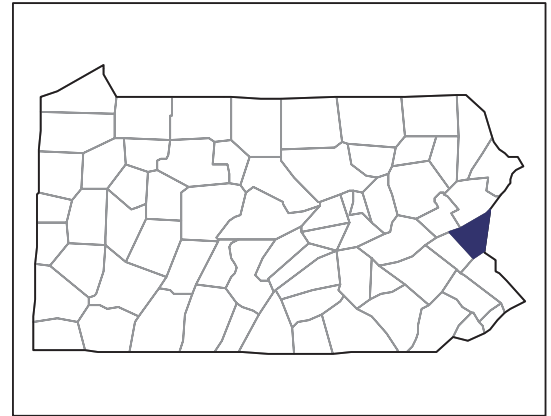
United States Department of Agriculture
National Agricultural Statistics Service

www.agcensus.usda.gov

2007 CENSUS OF AGRICULTURE

Northampton County – Pennsylvania

Farms with Native Hawaiian or Other Pacific Islander Operators Compared with All Farms



Data are not available at this geographic level for farms with Native Hawaiian or Other Pacific Islander operators.



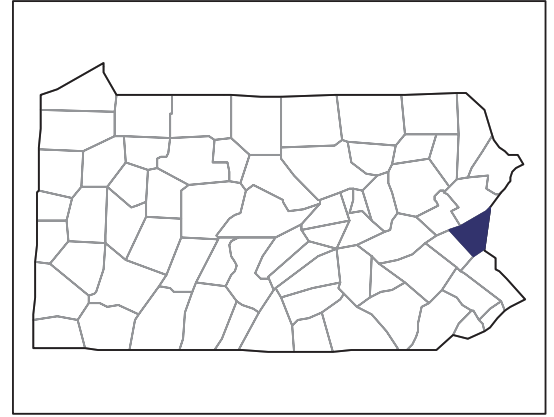
United States Department of Agriculture
National Agricultural Statistics Service

www.agcensus.usda.gov

2007 CENSUS OF AGRICULTURE

Northampton County – Pennsylvania

Farms with White Operators
Compared with All Farms



Data are not available at this geographic level for farms with White operators.



United States Department of Agriculture
National Agricultural Statistics Service

www.agcensus.usda.gov

