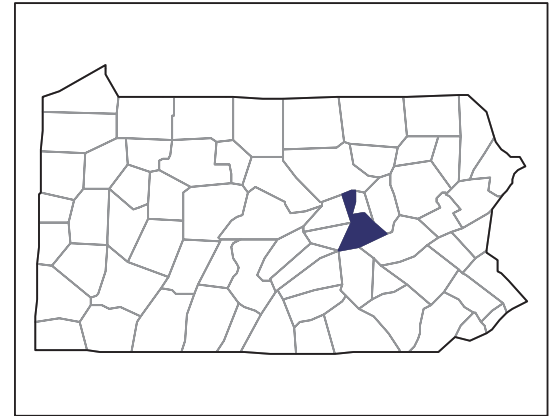


2007 CENSUS OF AGRICULTURE



Northumberland County – Pennsylvania

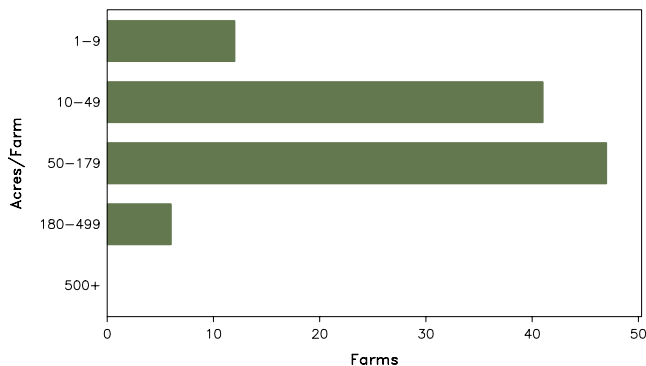
Farms with Women Principal Operators Compared with All Farms

	Women Principal Operators	All Farms
Number of Farms	106	936
Land in Farms	6,621 acres	147,660 acres
Average Size of Farm	62 acres	158 acres
Market Value of Products Sold	\$2,818,000	\$110,978,000
Crop Sales	\$772,000	\$38,891,000
Livestock Sales	\$2,046,000	\$72,087,000
Average Per Farm	\$26,587	\$118,566
Government Payments	\$188,000	\$2,390,000
Average Per Farm Receiving Payments	\$2,940	\$4,761

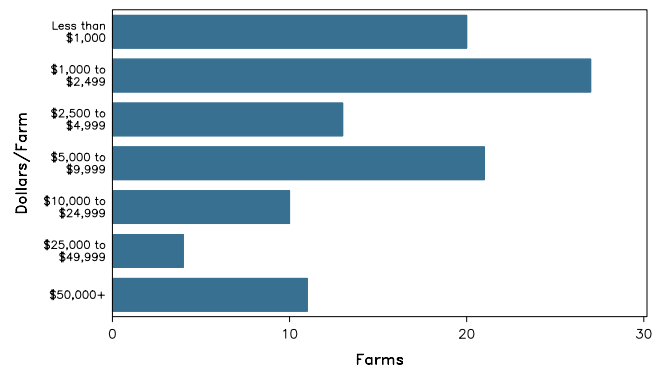
See footnotes on reverse page.

Farms with Women Principal Operators

Farms by Size



Farms by Economic Size



2007 CENSUS OF AGRICULTURE

Northumberland County – Pennsylvania Farms with Women Principal Operators

Selected Highlights

Item	Farms	Quantity
MARKET VALUE OF AGRICULTURAL PRODUCTS SOLD (\$1,000)		
Total value of agricultural products sold	106	2,818
Value of crops including nursery and greenhouse	38	772
Value of livestock, poultry, and their products	38	2,046
VALUE OF SALES BY COMMODITY GROUP (\$1,000)		
Grains, oilseeds, dry beans, and dry peas	14	(D)
Tobacco	4	(D)
Cotton and cottonseed	-	-
Vegetables, melons, potatoes and sweet potatoes	12	107
Fruits, tree nuts, and berries	3	40
Nursery, greenhouse, floriculture, and sod	5	302
Cut Christmas trees and short rotation woody crops	1	(D)
Other crops and hay	13	(D)
Poultry and eggs	17	(D)
Cattle and calves	16	263
Milk and other dairy products from cows	2	(D)
Hogs and pigs	2	(D)
Sheep, goats, and their products	7	10
Horses, ponies, mules, burros, and donkeys	7	68
Aquaculture	-	-
Other animals and other animal products	4	(D)
TOP CROP ITEMS (acres)		
Forage - land used for all hay and haylage, grass silage, and greenchop	26	458
Corn for grain	11	370
Soybeans for beans	5	130
Corn for silage or greenchop	6	124
Nursery stock	3	(D)
TOP LIVESTOCK INVENTORY ITEMS (number)		
Mink and their pelts	1	(D)
Hogs and pigs	2	(D)
Cattle and calves	18	573
Layers	15	386
Horses and ponies	21	160

Operator Characteristics

Item	Quantity
Primary occupation:	
Farming	39
Other	67
Days worked off farm:	
None	42
Any	64
Years on present farm:	
2 years or less	3
3 to 4 years	12
5 to 9 years	10
10 years or more	81
Age group:	
Under 45 years	14
45 to 64 years	50
65 years and over	42
Average age of principal operator (years)	60.2

Economic Characteristics

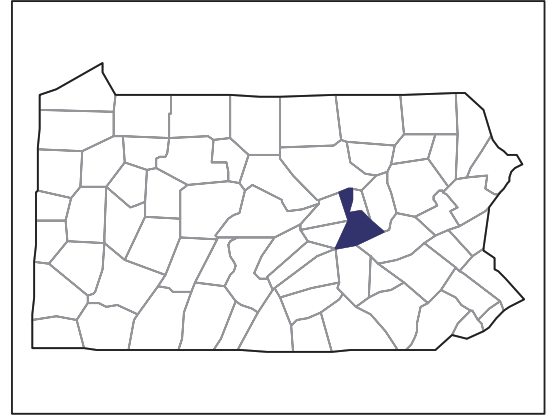
Item	Quantity
Farms by value of sales:	
Less than \$1,000	58
\$1,000 to \$2,499	9
\$2,500 to \$4,999	4
\$5,000 to \$9,999	12
\$10,000 to \$49,999	12
\$50,000 to \$99,999	5
\$100,000 to \$249,999	2
\$250,000 to \$499,999	3
\$500,000 or more	1
Total farm production expenses (\$1,000)	2,795
Average per farm (\$)	26,372
Net cash farm income of operation (\$1,000)	486
Average per farm (\$)	4,586
Value of agricultural products sold directly to individuals for human consumption (\$1,000)	34
Total organic product sales (\$1,000)	-
Total income from farm-related sources, gross before taxes and expenses (\$1,000)	275

See "Census of Agriculture, Volume 1, Geographic Area Series" for complete footnotes, explanations, definitions, and methodology.
(D) Cannot be disclosed. (Z) Less than half of the unit shown.

2007 CENSUS OF AGRICULTURE

Northumberland County – Pennsylvania

Farms with Spanish, Hispanic, or Latino Operators Compared with All Farms



Data are not available at this geographic level for farms with Spanish, Hispanic, or Latino operators.



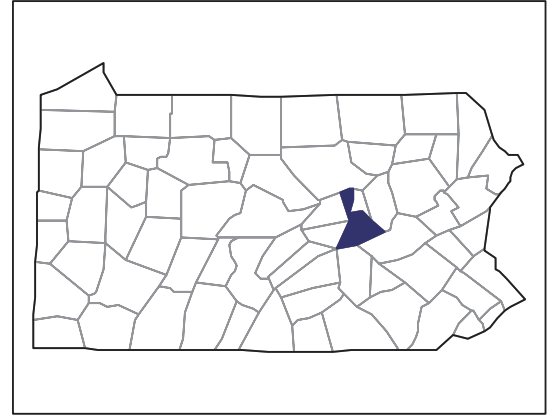
United States Department of Agriculture
National Agricultural Statistics Service

www.agcensus.usda.gov

2007 CENSUS *OF* AGRICULTURE

Northumberland County – Pennsylvania

Farms with American Indian or Alaska Native Operators Compared with All Farms



Data are not available at this geographic level for farms with American Indian or Alaska Native operators.



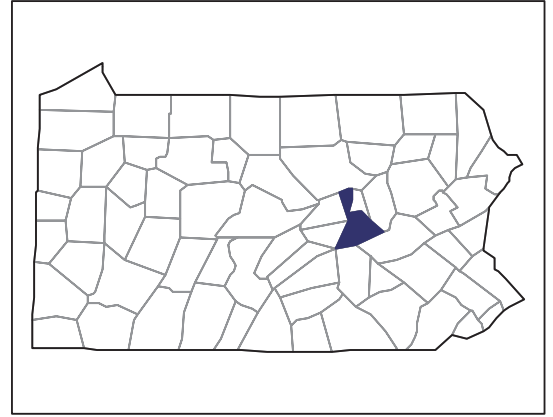
United States Department of Agriculture
National Agricultural Statistics Service

www.agcensus.usda.gov

2007 CENSUS *OF* AGRICULTURE

Northumberland County – Pennsylvania

**Farms with Asian Operators Compared
with All Farms**



Data are not available at this geographic level for farms with Asian operators.



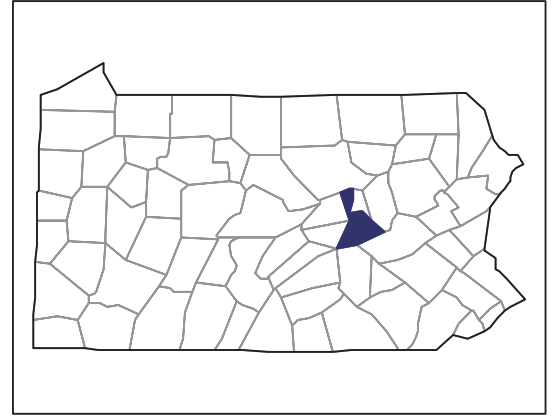
United States Department of Agriculture
National Agricultural Statistics Service

www.agcensus.usda.gov

2007 CENSUS *OF* AGRICULTURE

Northumberland County – Pennsylvania

**Farms with Black or African American
Operators Compared with All Farms**



Data are not available at this geographic level for farms with Black or African American operators.



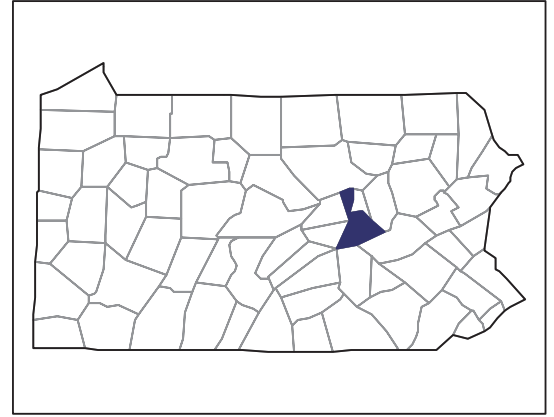
United States Department of Agriculture
National Agricultural Statistics Service

www.agcensus.usda.gov

2007 CENSUS OF AGRICULTURE

Northumberland County – Pennsylvania

Farms with Native Hawaiian or Other Pacific Islander Operators Compared with All Farms



Data are not available at this geographic level for farms with Native Hawaiian or Other Pacific Islander operators.



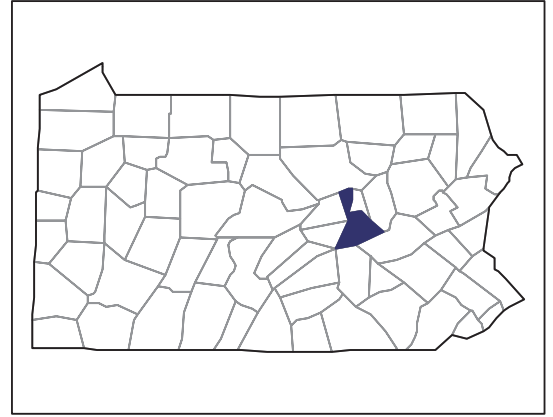
United States Department of Agriculture
National Agricultural Statistics Service

www.agcensus.usda.gov

2007 CENSUS *OF* AGRICULTURE

Northumberland County – Pennsylvania

**Farms with White Operators Compared
with All Farms**



Data are not available at this geographic level for farms with White operators.



United States Department of Agriculture
National Agricultural Statistics Service

www.agcensus.usda.gov

